

FLAGE

Spare parts catalog
Containerchassis



Reliable,
no matter
where.

CIMC | VEHICLES

The LAG Spare Parts catalog is a comprehensive range of all-make trailer parts and workshop consumables. Developed by LAG trailers NV, it's available through the European LAG dealer network.

LAG offers an extensive range of parts for all their build trailers but also for all other trailer brands, and a market-leading selection of consumables. All products are OE and OE quality ensuring the best for your vehicle. The entire range of LAG products can be found and easily identified in our quick reference catalogues.

By offering a comprehensive range in one place means you can reduce your supplier base and associated costs. After all different suppliers mean different admin systems – which means extra cost and hassle for you.

Once you have identified the part(s) you require, simply call, email or visit your local LAG dealer. You'll find your local branch on the following pages or on our website. Each has a broad range of parts and consumables in stock, and any not immediately available will, in the vast majority of cases, be available through the LAG parts express delivery system.

We choose only products that meet our stringent standards of both quality and durability, and back them all with standard LAG warranty terms and conditions.

Whether you carry out your own fleet maintenance, or it's conducted by your local LAG dealer, the LAG program can save you time and money, maximizing the uptime of your fleet whilst reducing the overall cost of your operation. The range is constantly being expanded, so you will always find what you need.

LAG spare-parts catalog is just one of the programs that LAG offer to support your business. Your local dealer is your one-stop partner for your transport solutions. Under one roof you will find professionals who can help you.

LAG Reliable, no matter where

Table Of Contents

Spare Parts Catalog	1
ACCESSOIRES	2
CHASSIS PARTS	11
MUDGUARD & SUPPORT	29
BODYWORK PARTS	33
AIR & PNEUMATIC BRAKE & SUSPENSION PARTS	39
ELECTRIC - GENERAL	45
ELECTRIC - LIGHTNING	53
AIR (PRESSURE) PARTS - CHASSIS UPPER / BODY	63
GASKETS & SEALS	69
COUPLING & VALVES - GENERAL	70
COUPLING - STORZ	75
COUPLING - GUILLIMIN	76
COUPLING - TW	77
HOSE TUBE & BRACKET PARTS	79
HANDRAIL / LADDER / WALKWAY	83
TANK PARTS	88
HYDRAULIC PARTS	89
UNIQUE LAG MERCHANDISING	90

	Article	Description
	28S2J8601A	<p>AARDINGSHASPEL RVS - 15 METER</p> <p>GROUNDING REEL STAINLESS STEEL - 15 METRES</p> <p>ERDUNGSROLLE EDELSTAHL - 15 METER</p> <p>ENROULEUR DE MISE À LA TERRE ACIER INOXYDABLE - 15 MÈTRES</p>
	61DIV016	<p>WIELMOERDOP RADOLID MET LAG-LOGO KSW32-2-G43 CHROME</p> <p>WHEEL NUT CAP RADOLID WITH LAG-LOGO KSW32-2-G43 CHROME</p> <p>RADMUTTER KAPPE RADOLID MIT LAG-LOGO KSW32-2-G43 CHROM</p> <p>BOUCHON ECROU DE ROUE RADOLIDE AVEC LOGO LAG KSW32-2-G43 CHROME</p>
	61DIV018	<p>WIELMOERDOP CHROME - MET LAG LOGO KSW32-2-G38/H10</p> <p>WHEEL NUT CAP CHROME - WITH LAG LOGO KSW32-2-G38/H10</p> <p>RADMUTTER KAPPE CHROM - MIT LAG LOGO KSW32-2-G38/H10</p> <p>BOUCHON ECROU DE ROUE CHROME - AVEC LOGO LAG KSW32-2-G38 / H10</p>
	63KPO006	DIEFSTALZEKERING KOPPELPEN / KINGPEN SLOT 2"
	63SDI001	<p>ONDERLEGPLAAT STEUNVOET KUNSTSTOF 20TON (400X400X60 MM)</p> <p>RINGS PLATE SUPPORT BASIC PLASTIC 20TON (400X400X60 MM)</p> <p>RINGE PLATTEN STÜTZE BASIC PLASTIC 20TON (400X400X60 MM)</p> <p>BAGUES SUPPORT PLAQUE DE BASE EN PLASTIQUE 20TON (400X400X60 MM)</p>
	65BDB022	<p>OPTITIRE ECU AANHANGER</p> <p>ECU OPTITIRE</p> <p>ECU OPTITIRE</p> <p>ECU OPTITIRE</p>
	65BDB024	<p>OPTITIRE ADAPTERKABEL</p> <p>CABLE</p> <p>KABEL</p> <p>CÂBLE</p>

	Article	Description
	66ARD006	<p>AARDINGSPEN DIAMETER 12 X 70</p> <p>GROUNDING PIN DIAMETER 12 X 70</p> <p>ERDUNGSANSCHLUSS DURCHMESSER 12 X 70</p> <p>DIAMÈTRE DE GOUPILLE DE MISE À LA TERRE 12 X 70</p>
	66ARD009	<p>AARDKABELHASPEL INCL. KLEM MET OPSPOELREM (15 METER)</p> <p>GROUNDING CABLE REEL INCL. CLAMP WITH SPOOLER BRAKE (15 METRES)</p> <p>ERDUNGSKABEL REEL INKL. KLEMME MIT SPOOLER-BREMSE (15 METER)</p> <p>BOBINE DE CÂBLE DE MISE À LA TERRE INCL. PINCE AVEC FREIN SPOULER (15 MÈTRES)</p>
	66KAA008	<p>KROKODILKLEM BRONS 200 AMP VOOR AARDINGSHASPEL , ZWART</p> <p>CROCODILE CLAMP BRONZE 200 AMP FOR GROUNDING REEL, BLACK</p> <p>KROKODILKLEMME BRONZE 200 AMP FÜR ERDUNGSSPULE, SCHWARZ</p> <p>PINCE A CROCODILE BRONZE 200 AMP POUR MOULINET DE MISE A LA TERRE, NOIR</p>
	66STC081	<p>ADAPTERBLOK 15 POLIG NAAR 2X7 POLIG</p> <p>ADAPTER BLOCK 15 PIN TO 2X7 PIN</p> <p>ADAPTER-BSCHLOSS 15 PIN TO 2X7 PIN</p> <p>BLOC ADAPTATEUR 15 BROCHES A 2X7 BROCHES</p>
	66VZC001	<p>ZWAAILAMP (HALOGEEN) 2RL 008061-111</p> <p>BEACON (HALOGEN) 2RL 008061-111</p> <p>WARNSCHILDAL (HALOGEN) 2RL 008061-111</p> <p>PHARE (HALOGEN) 2RL 008061-111</p>
	66VZC021	<p>ZWAAILAMP , LED , ORANJE</p> <p>BEACON LIGHT, LED, ORANGE</p> <p>WARNSCHILDAL LEUCHTE, LED, ORANGE</p> <p>PHARE, LED, ORANGE</p>
	67ADR015	<p>ADR INOX CIJFERSET 39-DELIG (INCL. ETUI 135X93,5)</p> <p>ADR INOX FIGURE SET 39-PIECE (INCL. ETUI 135X93.5)</p> <p>ADR INOX FIGUR SET 39-TEILE (INKL. ETUI 135X93.5)</p> <p>ADR INOX FIGURE ENSEMBLE 39 PIECES (Y COMPRIS ETUI 135X93.5)</p>

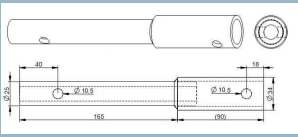
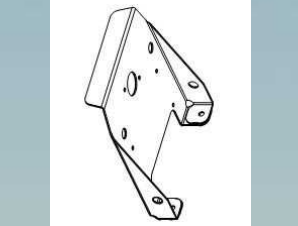


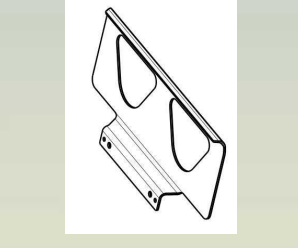
	Article	Description
	67ADR020	ADR INOX BORD, MAZON 35100.00 MET MONTAGEPLAAT ADR INOX SIGN, MAZON 35100.00 WITH MOUNTING PLATE ADR INOX SCHILD, MAZON 35100.00 MIT MONTAGEPLATTE SIGNAUX ADR INOX MAZON 35100.00 AVEC PLAQUE DE MONTAGE
	67ADR032	ADR-BORD ORANJE - Klapbaar (aluminium zwarte rand) ADR-SIGN ORANGE - FOLDING (ALUMINIUM BLACK EDGE) ADR-SCHILD ORANGE - FALTBAR (ALUMINIUM SCHWARZ UMRANDET) SIGNAUX ADR ORANGE - PLIANT (ALUMINIUM BORD NOIR)
	67ADR042	A-BORD Klapbaar, wit met zwarte A - Bender A-SIGN FOLDING, WHITE WITH BLACK BACKGROUND - BENDER A-SCHILD FALTBAR, WEIß MIT SCHWARZEM HINTERGRUND - BENDER SIGNE A PLIANT, BLANC AVEC FOND NOIR - BENDER
	67ADR080	SLEDE GEVARENETIKET ADR UNIV.ROESTVRIJSTAAL -VERDR.CLIP (300X300X0,8MM) CARRIAGE HAZARD LABEL ADR UNIV. STAINLESS STEEL -VERDR.CLIP (300X300X0,8MM) WAGEN GEFAHRENKENNZEICHNUNG ADR UNIV. EDELSTAHL -VERDR.CLIP (300X300X0,8MM) ÉTIQUETTE DE DANGER DE TRANSPORT ADR UNIV. ACIER INOXYDABLE - VERDR.CLIP (300X300X0,8MM)
	67BRB008	BRANDBLUSSER, RONAC RK38BC, 21B, GOEDGEKEURD, 3 KG+STEUN FIRE EXTINGUISHER, RONAC RK38BC, 21B, APPROVED, 3 KG + BRACKET FEUERLÖSCHER, RONAC RK38BC, 21B, GENEHMIGT, 3 KG + HALTERUNG EXTINCTEUR, RONAC RK38BC, 21B, APPROUVÉ, 3 KG + SUPPORT
	67BRB029	BRANDBLUSSER KOFFER , FICHET, DIA MAX.200, MAX.H=620 FIRE EXTINGUISHER CASE, FICHET, DIAMETER MAX.200, MAX. H = 620 FEUERLÖSCHER CASE, FICHET, DURCHMESSER MAX.200, MAX. H = 620 BOITIER D'EXTINCTEUR, FICHET, DIAMÈTRE MAX.200, MAX. H = 620
	67BRB040	BRANDBLUSSER, GLORIA PSE9GA, 9 KG, ABC, DUITSLAND FIRE EXTINGUISHER, GLORIA PSE9GA, 9 KG, ABC, GERMANY FEUERLÖSCHER, GLORIA PSE9GA, 9 KG, ABC, DEUTSCHLAND EXTINCTEUR, GLORIA PSE9GA, 9 KG, ABC, ALLEMAGNE

	Article	Description
	67BRB041	BRANDBLUSSER, GLORIA 6 KG, ABC, PSE6GA, ITALIE FIRE EXTINGUISHER, GLORIA 6 KG, ABC, PSE6GA, ITALY FEUERLÖSCHER, GLORIA 6 KG, ABC, PSE6GA, ITALIEN EXTINCTEUR, GLORIA 6 KG, ABC, PSE6GA, ITALIE
	67BRB049	BRANDBLUSSER, GLORIA PD6GX, 6 KG, ABC, POLEN FIRE EXTINGUISHER, GLORIA PD6GX, 6 KG, ABC, POLAND FEUERLÖSCHER, GLORIA PD6GX, 6 KG, ABC, POLEN EXTINCTEUR, GLORIA PD6GX, 6 KG, ABC, POLOGNE
	67BRB050	BRANDBLUSSER, SAVAL G9C, 9 KG, ABC, (BELGIE TOELATING) FIRE EXTINGUISHER, SAVAL G9C, 9 KG, ABC, (BELGIUM PERMITTED) FEUERLÖSCHER, SAVAL G9C, 9 KG, ABC, (IN BELGIEN ZUGELASSEN) EXTINCTEUR, SAVAL G9C, 9 KG, ABC, (SELON LOI BELGE)
	67DOK001	DOCUMENTHOUDER, DIA=75MM, L=350, GRIJS (ONBRANDBAAR EN WATERDICHT) DOCUMENT HOLDER, DIAMETER 75MM / LENGTH 350, GREY (NON-FLAMMABLE AND WATERPROOF) DOKUMENTENHALTER, DURCHMESSER 75MM / LÄNGE 350, GRAU (NICHT BRENNBAR UND WASSERDICHT) PORTE-DOCUMENTS, DIAMÈTRE 75MM / LONGUEUR 350, GRIS (ININFLAMMABLE ET IMPERMÉABLE)
	67DOK002	DOCUMENTHOUDER, WATERDICHT MET KETTING EN BRANDVRIJ (DIAMETER=100MM, LENGTE =350, GRIJS, ADR) DOCUMENT HOLDER, WATERPROOF WITH CHAIN AND NON-FLAMMABLE (DIAMETER = 100MM, LENGTH = 350, GREY, ADR) DOKUMENTENHALTER, WASSERDICHT MIT KETTE UND NICHT BRENNBAR (DURCHMESSER = 100MM, LÄNGE = 350, GRAU, ADR) PORTE-DOCUMENTS, IMPERMÉABLE AVEC CHAÎNE ET ININFLAMMABLE (DIAMÈTRE = 100MM, LONGUEUR = 350, GRIS, ADR)
	67DOK003	DOCUMENTHOUDER, DIAMETER=125MM, L=345, ZWART MET KETTING DOCUMENT HOLDER, DIAMETER = 125MM, LENGTH = 345, BLACK WITH CHAIN DOKUMENTENHALTER, DURCHMESSER = 125MM, LÄNGE = 345, SCHWARZ MIT KETTE PORTE-DOCUMENTS, DIAMETRE = 125MM, LONGUEUR = 345, NOIR AVEC CHAÎNE
	67DOK004	DOCUMENTKOFFER, FICHET, TYPE RIMBOX 300 DOCUMENT CASE, FICHET, RIM BOX TYPE 300 DOKUMENTENTASCHE, FICHET, FELGE BOX TYP 300 DOCUMENT CASE, FICHET, RIM BOX TYPE 300

	Article	Description
	67GRK061	<p>WATERTANK ZWART 30LTR [B.350 X H.360 X D430]</p> <p>WATER TANK BLACK 30 LITER (B.350 X H.360 X D.430)</p> <p>WASSERTANK SCHWARZ 30 LITER (B.350 X H.360 X D.430)</p> <p>RÉSERVOIR D'EAU NOIR 30 LITRE (B.350 X H.360 X D.430)</p>
	67MKB016	<p>SET MARKERINGSSTICKER, GETROKKEN VOERTUIG, ECE70 (566X197MM)</p> <p>MARKING STICKER SET, TOWED VEHICLE, ECE70 (566X197MM)</p> <p>KENNZEICHNUNGS-AUFKLEBER SET, ABGESCHLEPPTES FAHRZEUG, ECE70 (566X197MM)</p> <p>ENSEMBLE AUTOCOLLANT DE MARQUAGE, VÉHICULE REMORQUÉ, ECE70 (566X197MM)</p>
	67MKB039	<p>1 STUK MARKERINGSBORD, GETROKK.VOERT, 566X197</p> <p>1 PIECE MARKING SIGN, TOWED VEHICLE, 566X197</p> <p>1 KENNZEICHNUNGS-SCHILD, ABGESCHLEPPTES FAHRZEUG, 566X197</p> <p>SIGNE DE MARQUAGE 1 PIÈCE, VÉHICULE REMORQUÉ, 566X197</p>
	67STI416	<p>MARKERINGSBAND 3M SCOTCHLITE WIT</p> <p>MARKER BAND 3M SCOTCHLITE WHITE</p> <p>MARKER BAND 3M SCOTCHLITE WEIß</p> <p>BANDE DE MARQUEUR 3M SCOTCHLITEMC BLANC</p>
	67STI525	<p>MARKERINGSBAND WIT LAG(AVERY 55MM BREED, ROL 50METER MET E-KEUR)</p> <p>MARKING TAPE WHITE LAG (AVERY 55MM WIDE, ROLL 50METRES WITH E-CERT.)</p> <p>MARKIERUNGSBAND WEIß LAG (AVERY 55MM BREIT, ROLLE 50 METER MIT E-ZERT.)</p> <p>MARQUAGE RUBAN BLANC (AVERY LARGEUR 55MM ROULEAU 50METRES AVEC E-CERT.)</p>
	67STI526	<p>MARKERINGSBAND LAG - GEEL (Breedte 55mm / Lengte 50Mtr) incl. E-keur</p> <p>MARKER BAND LAG-YELLOW (WIDTH 55MM/LENGTH 50MTR) INCLUDING E-VERIFICATION</p> <p>MARKER BAND LAG-GELB (BREITE 55MM/LÄNGE 50MTR) EINSCHLIEßLICH E-VERIFIKATION</p> <p>MARQUEUR LAG-JAUNE (LARGEUR 55MM/LONGUEUR 50MTR) Y COMPRIS E-VÉRIFICATION</p>
	67STI527	<p>MARKERINGSBAND LAG - ROOD (Breedte 55mm / Lengte 50Mtr) incl. E-keur</p> <p>MARKER BAND LAG-RED (WIDTH 55MM/LENGTH 50MTR) PRICE INCLUDES. E-VERIFICATION</p> <p>MARKER BAND LAG-ROT (BREITE 55MM/LÄNGE 50MTR) PREIS BEINHaltet. E-VERIFIKATION</p> <p>LA BANDE DE MARQUEUR LAG-ROUGE (LARGEUR 55MM/LENGTH 50MTR) INCLUT LE PRIX. VÉRIFICATION ÉLECTRONIQUE</p>

	Article	Description
	67WBL003	WIELBLOKHOUDER NG 53 VORM B, STAAL, VERZINKT WHEEL BLOCK HOLDER NG 53 SHAPE B, STEEL, GALVANIZED RADBSCHLOSS HALTER NG 53 FORM B, STAHL, GALVANISIERT SUPPORT DE BLOC DE ROUE NG 53 FORME B, ACIER, GALVANISE
	67WBL007	WIELBLOK NG 46 VORM E PVC, GEEL WHEEL BLOCK NG 46 SHAPE E PVC, YELLOW RADBSCHLOSS NG 46 FORM E PVC, GELB BLOC ROUE NG 46 FORME E PVC, JAUNE
	67WBL008	WIELBLOKHOUDER NG 46, KLEMPBAAR OP CHASSISPLAT WHEEL BLOCK HOLDER NG 46, CLAMPABLE ON CHASSIS PLATE RADBSCHLOSS HALTER NG 46, AN CHASSIS-PLATTE KLEMPBAR PORTE-BLOC DE ROUE NG 46, ACROCHABLE SUR LA PLAQUE DE CHASSIS
	67WBL009	WIELBLOKHOUDER NG 53, KLEMPBAAR OP CHASSISPLAAT WHEEL BLOCK HOLDER NG 53, CLAMPABLE ON CHASSIS PLATE RADBSCHLOSS HALTER NG 53, AN CHASSIS-PLATTE KLEMPBAR PORTE-BLOC DE ROUE NG 53, ACROCHABLE SUR LA PLAQUE DE CHASSIS
	67WBL010	WIELBLOK NG 53 VORM E, KUNSTSTOF, GEEL (polypropyleen) WHEEL BLOCK NG 53 SHAPE E, PLASTIC, YELLOW (polypropylene) RADBSCHLOSS NG 53 FORM E, PLASTIK, GELB (polypropylene) BLOC ROUE NG 53 FORME E, PLASTIQUE, JAUNE (polypropylène)
	67WBL015	WIELBLOKHOUDER NG 53, BUIS BEVESTIGING WHEEL BLOCK HOLDER NG 53, PIPE ATTACHMENT RADBSCHLOSS HALTER NG 53, ROHR-BEFESTIGUNG PORTE-BLOC DE ROUE NG 53, ATTACHE POUR TUYAU
	67WBL016	WIELBLOK NG 53, KUNSTSTOF, GEEL (DIN 76051; THERMOPLASTIC) WHEEL BLOCK NG 53, PLASTIC, YELLOW (DIN 76051; THERMOPLASTIC) RADBSCHLOSS NG 53, PLASTIK, GELB (DIN 76051; THERMOPLASTIK) BLOC ROUE NG 53, PLASTIQUE, JAUNE (DIN 76051; THERMOPLASTIQUE)

	Article	Description
	73BWP001	<p>WATERPAS 100 X 40 X 15 MM MET OPDRUK LOGO LAG</p> <p>LEVEL 100 X 40 X 15 MM WITH RAISED LAG LOGO</p> <p>LEVEL 100 X 40 X 15 MM MIT ERHÖHEM LAG LOGO</p> <p>NIVEAU 100 X 40 X 15 MM AVEC LOGO DE LAG SURÉLEVÉ</p>
	84SLO012	<p>VIERKANTSLEUTEL L=160 STAAL VERNICKELD</p> <p>SQUARE KEY L=160 STEEL NICKEL PLATED</p> <p>QUADRATISCHER SCHLÜSSEL L=160 STAHL VERNICKELT</p> <p>CLÉ CARRÉE L = 160 ACIER NICKEL</p>
	84SLO019	<p>HAAKSE SLEUTEL; UITW. EN INW. VIERKANT</p> <p>PERPENDICULAR KEY, EXTERNAL AND INTERNAL SQUARE</p> <p>SENKRECHTER SCHLÜSSEL, EXTERN UND INTERN QUADRATISCH</p> <p>CLÉ PERPENDICULAIRE, CARRÉ EXTERNE ET INTERNE</p>
	92DIV004	<p>BLAASPISTOOL 1/4" AANSLUITING</p> <p>AIRBLOW GUN 1/4 "CONNECTION</p> <p>LUFTBLASPISTOLE 1/4 "ANSCHLUSS</p> <p>BLOW GUN 1/4 "CONNEXION</p>
	A7J0001537	<p>ADR BORDEN HOUDER (637X300XT3)</p> <p>ADR SIGNS HOLDER (637X300XT3)</p> <p>ADR SCHILDHALTER (637X300XT3)</p> <p>PORTE-SIGNES ADR (637X300XT3)</p>

	Article	Description
	1895GS274A	VERLENGING STEUNVOETAS S.S. KTL EXTENSION SUPPORT FOOT AXLE S.S. KTL VERLÄNGERUNGS STÜTZE FUSS ACHSE S.S. KTL SUPPORT D'EXTENSION PIED ESSIEU S.S. KTL
	28A300001085	STEUN ZIJ- & BREEDTEMARKERING ROESTVRIJSTAAL L535 BRACKET SIDE & WIDTH MARKING STAINLESS STEEL L535 BEFESTIGUNG SEITE & BREITENKENNZEICHNUNG EDELSTAHL L535 SUPPORT MARQUAGE LATÉRAL ET LARGEUR ACIER INOXYDABLE L535
	28M0R0172A	BEVESTIGING LUCHTKETEL AIR TANK ATTACHMENT LUFTBEHÄLTER BEFESTIGUNG ATTACHE DE RÉSERVOIR D'AIR
	28M3R0005E	AANSLUITPLAAT VOORZIJDEN TRAILER (REM EN LICHT ETC.) CONNECTION PLATE TRAILER FRONT (BRAKE AND LIGHT ETC.) VERBINDUNGSPLATTE ANHÄNGER VORNE (BREMSSEN, LICHT, ETC.) PLAQUE DE RACCORDEMENT REMORQUE AVANT (FREIN ET LUMIERE ETC.)
	33WKX006	FIETSENVANGER 100 X 100 - 6060 T6 - LENGTE =4000 SIDEGUARD 100 X 100 - 6060 T6 - LENGTH = 4000 SEITENSCHIRM 100 X 100 - 6060 T6 - LÄNGE = 4000 PROFIL ALU PARE CYCLISTE 100 X 100 - 6060 T6 - LONGUEUR = 4000
	33WKX017	FIETSENVANGER 100 X 30 - 6060 T6 - LENGTE=6500 SIDEGUARD 100 X 30 - 6060 T6 - LENGTH = 6500 SEITENSCHIRM 100 X 30 - 6060 T6 - LÄNGE = 6500 PROFIL ALU PARE CYCLISTE 100 X 30 - 6060 T6 - LONGUEUR = 6500
	38A3M0000071	BEVESTIGING MARKERINGSBORD/ BREEDTEMARKERING GEANODISEERDISEERD ALUMINIUM MARKING BOARD ATTACHMENT/WIDTH MARKING ANODIZED ALUMINIUM KENNZEICHNUNGSTAFEL BEFESTIGUNG/BREITENKENNZEICHNUNG ELOXIERTES ALUMINIUM FIXATION DE PANNEAU DE MARQUAGE / MARQUAGE DE LARGEUR D'ALUMINIUM ANODISÉ

	Article	Description
	59RXX008	STOOTBLOK L=215 B=50 H=55 HOH=125 TUSSEN DE TWEE GATEN BUMPER BLOCK L = 215 B = 50 H = 55 HOH = 125 BETWEEN THE 2 HOLES STÖßFÄNGER L = 215 B = 50 H = 55 HOH = 125 ZWISCHEN DEN 2 LÖCHERN BLOC DE PARE-CHOC L = 215 B = 50 H = 55 HOH = 125 ENTRE LES 2 TROUS
	59RXX009	STOOTBLOK L=245 B=80 H=90 HOH=120 TUSS 2GATEN BUMPER BLOCK L = 245 B = 80 H = 90 HOH = 120 BETWEEN THE 2 HOLES STÖßFÄNGER L = 245 B = 80 H = 90 HOH = 120 ZWISCHEN DEN 2 LÖCHERN BLOC DE PARE-CHOC L = 245 B = 80 H = 90 HOH = 120 ENTRE LES 2 TROUS
	61DIV023	WIELMOERDOP CHROME - ZONDER LAG-LOGO WHEEL NUT CAP CHROME - WITHOUT LAG LOGO RADMUTTER KAPPE CHROM - OHNE LAG LOGO BOUCHON D'ECROU DE ROUE CHROME - SANS LOGO LAG
	62ALV001	VELG ALCOA 11.75X22.5 M22 ALUMINIUM MAT, ET0, B.GAT26 ALCOA RIM 11.75X22.5 M22 ALUMINIUM MATTE, ET0, B. 26-HOLE ALCOA FELGE 11.75X22.5 M22 ALUMINIUM MATT, ET0, B. 26-LOCH JANTE ALCOA 11.75X22.5 M22 ALUMINIUM MAT, ET0, B. 26-TROUS
	62ALV009	VELG ALCOA 11.75X22.5 M22 ALUMINIUM, MATTE UITVOERING ,ET120 , GAT26 ALCOA RIM 11.75X22.5 M22 ALUMINIUM, MATTE VERSION, ET120, 26-HOLE ALCOA FELGE 11.75X22.5 M22 ALUMINIUM, MATT-VERSION, ET120, 26- LOCH JANTE ALCOA 11.75X22.5 M22 ALUMINIUM, VERSION MAT, ET120, 26 TROUS
	62ALV020	VELG ALCOA 11.75X22.5M22 ALU, DB-EVO, ET0, B.GAT26 ALCOA RIM 11.75X22.5M22 ALU, DB-EVO, ET0, B. 26-HOLE ALCOA FELGE 11.75X22.5M22 ALU, DB-EVO, ET0, B. 26- LOCH JANTE ALCOA 11.75X22.5M22 ALU, DB-EVO, ET0, B. 26-TROUS
	62ALV021	VELG ALCOA 11.75X22.5M22 ALUMINIUM , DB-EVO, ET120, GAT26 ALCOA RIM 11.75X22.5M22 ALUMINIUM, DB-EVO, ET120, 26-HOLE ALCOA FELGE 11.75X22.5M22 ALUMINIUM, DB-EVO, ET120, 26- LOCH JANTE ALCOA 11.75X22.5M22 ALUMINIUM, DB-EVO, ET120, 26 TROUS

	Article	Description
	62BPV001	VELG BPW ECO 11.75X22.5 M22 ALU, BRILIANT, GAT26 - ET0 BPW ECO RIM 11.75X22.5 M22 ALU, BRILLIANT, 26-HOLE BPW ECO FELGE 11.75X22.5 M22 ALU, BRILLIANT, 26- LOCH JANTE BPW ECO 11.75X22.5 M22 ALU, BRILLANT, 26 TROUS
	62BPV002	VELG BPW ECO 11.75X22.5 M22 ALU, BRILIANT, GAT26 - ET120 RIM BPW ECO 11.75 X 22.5 M22 ALU, BRILIANT, 26 HOLE - ET120 FELGE EPT ECO 11,75 X 22,5 M22 ALU, BRILLANT, 26 LOCH-ET120 JANTE EPT ECO 11,75 X 22,5 M22 ALU, BRILLANT, 26 TROUS-ET120
	63BPP002	STEUNVOET PAAR/SET R+L, BPW 700/400 + R-VOET + ZWENGEL + VERBINDINGSBUIS 1500MM LANDINGGEAR FOOT PAIR/SET R + L, BPW 700/400 + R-FOOT + CRANK + CONNECTION TUBE 1500MM FAHRWERK FUß PAAR /SET R + L, BPW 700/400 + R-FUß + KURBEL + VERBINDUNGSSCHLAUCH 1500MM PAIRE DE BEQUILLES ARRIERES / SET D+G, BPW 700/400 + R-FOOT + MANIVELLE + TUBE DE RACCORDEMENT 1500MM
	63JOD004	MANIVELHOUDER LG=115 JOST JS E0040200 SWIVEL STOOL HOLDER LG = 115 JOST JS E0040200 DREHHOCKER-HALTERUNG LG = 115 JOST JS E0040200 PORTE-TUBE PIVOTANT LG = 115 JOST JS E0040200
	63JOD007	STEUNPOOT ZWENGEL JOST JS 1118-03 A=230 (KORT) STAND JACK CRANK JOST JS 1118-03 A = 230 (SHORT) WAGENHEBER-KURBEL JOST JS 1118-03 A = 230 (KURZ) SUPPORT MANIVELLE JACK JOST JS 1118-03 A = 230 (COURT)
	63JOD019	VERBINDINGSSTANG JOST MODUL B L04 - LG=1500 CONNECTING ROD JOST MODUL B L04-LG = 1500 PLEUEL JOST MODUL B L04-LG = 1500 TRINGLE DE RACCORDEMENT JOST MODUL B L04-LG = 1500
	63JOD020	VERBINDINGSSTANG JOST MODUL B L08 - LG=1635 CONNECTION ROD JOST MODUL B L08 CONNECTING - LG = 1635 VERBINDUNGSSTAB JOST MODUL B L08 VERBINDUNG - LG = 1635 BARRE DE RACCORDEMENT JOST MODULE B L08 CONNEXION - LG = 1635

	Article	Description
	63JOD021	ZWENGEL/KURBEL JOST JS0042803 A=450 (LANG) CRANK JOST JS0042803 A = 450 KURBEL JOST JS0042803 A = 450 MANIVELLE JOST JS0042803 A = 450
	63JOD022	S-VOET VOOR JOST STEUNVOET MODUL B S-FOOT FOR JOST LANDINGGEAR MODUL B LANDINGGEAR S-FUß FÜR JOST FAHRWERK MODUL B FAHRWERK S-FOOT POUR BEQUILLES JOST MODUL B
	63JOD025	T-VOET VOOR JOST STEUNVOET MODUL B T-FOOT FOR JOST MODUL B LANDINGGEAR T-FUß FÜR JOST MODUL B FAHRWERK T-FOOT POUR JOST MODUL B LANDINGGEAR
	63JOD027	ZWENGEL/KURBEL STEUNPOOT JOST JS0042801 A=350 CRANK STAND JACK JOST JS0042801 A = 350 KURBEL WAGENHEBER JOST JS0042801 A = 350 MANIVELLE JACK JS0042801 A = 350
	63JOD031	MANIVELHOUDER LG=215 JOST JS E0040201 SWIVEL STOOL HOLDER LG = 215 JOST JS E0040201 DREHHOCKER-HALTERUNG LG = 215 JOST JS E0040201 SUPPORT MANIVELLE LG = 215 JOST JS E0040201
	63JOP056	STEUNVOET PAAR R+L, JOST MODUL B 800/470 (PLAAT ONDER) LEVERING EXCLUSIEF VOET, ZWENGEL & TUSSENBUIS LANDINGGEAR PAIR R + L, JOST MODUL B 800/470 (BOTTOM PLATE) DELIVERY EXCLUSIVE FOOT, CRANK & CONNECTING TUBE FAHRWERK PAAR R + L, JOST MODUL B 800/470 (BODENPLATTE) VERSAND EXKLUSIVER FUß, KURBEL & VERBINDUNGSSCHLAUCH PAIRE DE BEQUILLES, R + L, JOST MODUL B 800/470 (PLAQUE INFERIEURE) LIVRAISON EXCLUSIVE PIED, MANIVELLE ET TUBE DE RACCORDEMENT
	63JOP103	STEUNVOET SET/PAAR , JOST MODUL B 750/430 DUB LANDINGGEAR SET/PAIR, JOST MODUL B 750/430 DUB FAHRWERK SET/PAAR, JOST MODUL B 750/430 DUB PAIRE DE BEQUILLES, JOST MODUL B 750/430 DUB

	Article	Description
	63JOP111	STEUNVOET PAAR, JOST MODUL CH 840/470 S-VOET (ZONDER ZWENGEL & VERBINDINGSBUIS) LANDINGGEAR PAIR, JOST MODUL CH 840/470 S-FOOT FAHRWERK PAAR, JOST MODUL CH 840/470 S-FUß PAIRE DE BEQUILLES JOST MODUL CH 840/470 S-FOOT
	63JOP131	STEUNVOET PAAR, JOST CA 102 A (MH=850/SL=420) SUPPORT FOOT PAIR, JOST CA 102 A (MH = 850/SL = 420) STÜTZ FUSS PAAR, JOST CA 102 A (MH = 850/SL = 420) PAIRE DE PIEDS DE SUPPORT, JOST CA 102 A (MH = 850/SL = 420)
	63JOP142	STEUNVOET PAAR, JOST MODUL B 800/470 BOVEN MET S-VOET (B0301-010000) SUPPORT FOOT PAIR, JOST MODUL B 800/470 TOP WITH S-FOOT (B0301-010000) STÜTZ FUSS PAAR, JOST MODUL B 800/470 TOP MIT S-FOOT (B0301-010000) PAIRE DE PIEDS DE SUPPORT, MODULE JOST B 800/470 HAUT AVEC S-FOOT (B0301-010000)
	63JOP149	STEUNVOET PAAR, JOST MODUL B 750/430 DUBBEL (ZONDER ZWENGEL & VERBINDINGSBUIS, MET T-VOET)
	63JOP150	STEUNVOET JOST MODUL B 750/430 DUB (SET/PAAR) MET S-VOET LANDINGGEAR JOST MODUL B 750/430 DUB (SET/PAIR) WITH S-FOOT FAHRWERK JOST MODUL B 750/430 DUB (SET/PAAR) MIT S-FUß PAIRE DE BEQUILLES JOST MODULE B 750/430 DUB (SET / PAIRE) AVEC S-FOOT
	63JOP152	STEUNVOET PAAR/SET, JOST MODUL B 700/400 BOV - B0501-040000 / S-VOET SUPPORT FOOT PAIR/SET, JOST MODUL B 700/400 BOV-B0501-040000/S-BASE STÜTZ FUSS PAAR/SET, JOST MODUL B 700/400-B0501-040000/S-BASE PAIRE DE PIED SUPPORT/SET, MODULE JOST B 700/400 BOV-B0501-040000/S-BASE
	63JOP154	STEUNVOET SET/PAAR, JOST MODUL B0503 - 700/400 DUB (ZONDER VOET - ZWENGEL OF BUIS) SUPPORT FOOT SET/PAIR, JOST MODUL B0503-700/400 DUB (WITHOUT FOOT-CRANK OR TUBE) STÜTZ FUSSET/PAAR, JOST MODUL B0503-700/400 DUB (OHNE FUSS-KURBEL ODER SCHLAUCH) SUPPORT DE PIED SET/PAIRE, JOST MODUL B0503-700/400 DUB (SANS PIED-MANIVELLE OU TUBE)

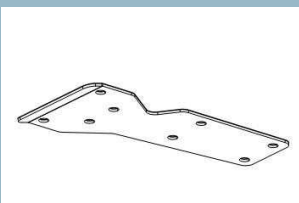
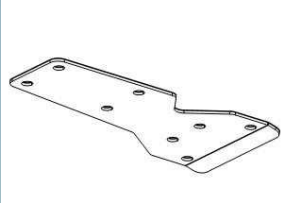
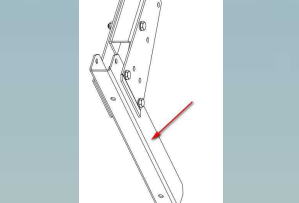
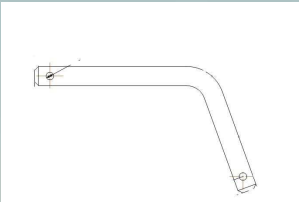


	Article	Description
	63JOR059	<p>STEUNVOET JOST MODUL CS 650/380 - CS1064700R (ENKEL EN ZONDER ZWENGEL)</p> <p>LANDINGGEAR JOST MODUL CS 650/380 - CS1064700R (SINGLE AND WITHOUT CRANK)</p> <p>FAHRWERK JOST MODUL CS 650/380 - CS1064700R (EINZEL UND OHNE KURBEL)</p> <p>"BEQUILLE JOST MODULE CS 650/380 - CS1064700R (SIMPLE ET SANS MANIVELLE)"</p>
	63KPC004	<p>KOPPELPEN 2" JOST COMPLEET , VR PLAAT 8MM</p> <p>COUPLING 2" JOST COMPLETE, VR PLATE 8MM</p> <p>KUPPLUNG 2" JOST KOMPLETT, VR PLATTE 8MM</p> <p>RACCORD 2 "JOST COMPLET, PLAQUE VR 8MM</p>
	63KPC005	<p>KOPPELPEN 2" JOST, KOMPLEET , VR PLAAT 10 MM</p> <p>COUPLING 2" JOST, COMPLETE, VR PLATE 10 MM</p> <p>KUPPLUNG 2" JOST, KOMPLETT, VR PLATTE 10 MM</p> <p>RACCORD 2 "JOST, COMPLET, PLAQUE VR 10 MM</p>
	63SDI003	<p>VALPOOT LIGHT - ALUMINIUM UITVOERING (TOT. HOOGTE 795MM - SLAG : 500MM) 30TON</p> <p>FOLDING LEG LIGHT-ALUMINUM VERSION (UP TO. HEIGHT 795MM-STROKE: 500MM) 30TON</p> <p>KLAPP BEIN LIGHT-ALUMINIUMVERSION (BIS. HÖHE 795MM-HUB: 500MM) 30TON</p> <p>JAMBE PLIANTE-VERSION ALUMINIUM (JUSQU'À. HAUTEUR 795MM-STROKE: 500MM) 30TON</p>
	65LBE002	<p>HOOGTEREGELAAR BEVESTIGING</p> <p>RING GAGE ASSEMBLY -Q</p> <p>GESTAENGE</p> <p>LEVIER ELASTIQUE</p>
	65RBE019	<p>BEVESTIGINGSPLAAT REM EN LICHT (635 X 85 X 3</p> <p>ATTACHMENT PLATE BRAKE AND LIGHT (635 X 85 X 3</p> <p>BEFESTIGUNGSPLATTE BREMSE UND LICHT (635 X 85 X 3)</p> <p>PLAQUE DE FIXATION FREIN ET LUMIÈRE (635 X 85 X 3</p>
	65RBE038	<p>FRONTPLATE LUCHT / LICHT AANSLUITINGEN</p> <p>FRONT PLATE AIR/LIGHT CONNECTIONS</p> <p>FRONTPLATTE LUFT/LICHT VERBINDUNGEN</p> <p>CONNEXIONS AIR / LUMIÈRE DE LA PLAQUE AVANT</p>

	Article	Description
	65RKE006	LUCHTKETEL ALUMINIUM - 20 LTR - 505 X 246 MM AIR TANK ALUMINIUM - 20 LITER - 505 X 246 MM LUFTBEHÄLTER ALUMINIUM - 20 LITER - 505 X 246 MM RÉSERVOIR D'AIR ALUMINIUM - 20 LITRE - 505 X 246 MM
	65RKE009	LUCHTKETEL ALU - 40 LTR - 758 X 276 MM (WERKDRUK MIN. 10 BAR) AIR TANK ALU - 40 LITER - 758 X 276 MM (WORKING PRESSURE MIN. 10 BAR) LUFTBEHÄLTER ALU - 40 LITER - 758 X 276 MM (BETRIEBSDRUCK MIN. 10 BAR) RÉSERVOIR D'AIR ALU - 40 LITRES - 758 X 276 MM (PRESSION DE TRAVAIL MIN 10 BAR)
	65RKE010	LUCHTKETEL STAAL - 40 LTR - 760 X 276 MM AIR TANK STEEL - 40 LITER - 760 X 276 MM LUFTBEHÄLTER STAHL - 40 LITER - 760 X 276 MM RÉSERVOIR D'AIR ACIER - 40 LITRE - 760 X 276 MM
	65RKE013	LUCHTKETEL STAAL - 60 LTR - 1109 X 276 MM AIR TANK STEEL - 60 LITER - 1109 X 276 MM LUFTBEHÄLTER STAHL - 60 LITER - 1109 X 276 MM RÉSERVOIR D'AIR ACIER - 60 LITRES - 1109 X 276 MM
	65RKE014	LUCHTKETEL ALUMINIUM - 60 LTR - 900 X 310 MM AIR KETEL ALUMINIUM - 60 LITER - 900 X 310 MM LUFT KETEL ALUMINIUM - 60 LITER - 900 X 310 MM RÉSERVOIR D'AIR ALU - 60 LITRE - 900 X 310 MM
	65RKE015	LUCHTKETEL STAAL - 60 LTR - 884 X 310 MM (WERKDRUK MIN. 10 BAR) AIR TANK STEEL - 60 LITER - 884 X 310 MM (WORKING PRESSURE MIN. 10 BAR) LUFTBEHÄLTER STAHL - 60 LITER - 884 X 310 MM (BETRIEBSDRUCK MIN. 10 BAR) RÉSERVOIR D'AIR ACIER - 60 LITRES - 884 X 310 MM (PRESSION DE TRAVAIL MIN 10 BAR)
	65RKE020	LUCHTKETEL ALUMINIUM - 80 LTR - 1175 X 310 MM AIR TANK ALUMINIUM - 80 LITER - 1175 X 310 MM LUFTBEHÄLTER ALUMINIUM - 80 LITER - 1175 X 310 MM RÉSERVOIR D'AIR ALUMINIUM - 80 LITRE - 1175 X 310 MM

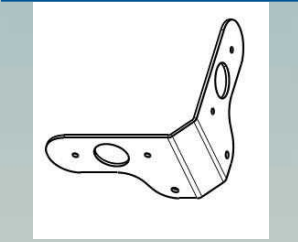
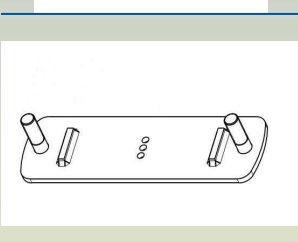
	Article	Description
	65RKE022	<p>LUCHTKETEL STAAL - 80 LTR - 1175 X 310 MM</p> <p>AIR TANK STEEL - 80 LITER - 1175 X 310 MM</p> <p>LUFTBEHÄLTER STAHL - 80 LITER - 1175 X 310 MM</p> <p>RÉSERVOIR D'AIR ACIER - 80 LITRE - 1175 X 310 MM</p>
	65RKE024	<p>LUCHTKETEL STAAL - 85 LTR - 1500 X 276 MM (WERKDRUK MIN. 10 BAR)</p> <p>AIR TANK STEEL - 85 LITER - 1500 X 276 MM (WORKING PRESSURE MIN. 10 BAR)</p> <p>LUFTBEHÄLTER STAHL - 85 LITER - 1500 X 276 MM (BETRIEBSDRUCK MIN. 10 BAR)</p> <p>RÉSERVOIR D'AIR ACIER - 85 LITRE - 1500 X 276 MM (PRESSION DE TRAVAIL MIN 10 BAR)</p>
	65RKE025	<p>LUCHTKETEL ALU - 40 LTR - 945 X 246 MM (WERKDRUK MIN. 10 BAR)</p> <p>AIR TANK ALU - 40 LITER - 945 X 246 MM (WORKING PRESSURE MIN. 10 BAR)</p> <p>LUFTBEHÄLTER ALU - 40 LITER - 945 X 246 MM (BETRIEBSDRUCK MIN. 10 BAR)</p> <p>RESERVOIR D'AIR ALU - 40 LITRE - 945 X 246 MM (PRESSION DE TRAVAIL MIN 10 BAR)</p>
	65RKE035	<p>LUCHTKETEL ALU - 60 LTR - 396/591 MET BEUGEL (9.5 BAR - ZWART GECOAT)</p> <p>AIR TANK ALU - 60 LITER - 396/591 WITH BRACKET (9.5 BAR - BLACK COATED)</p> <p>LUFTBEHÄLTER ALU - 60 LITER - 396/591 MIT HALTERUNG (9.5 BAR - SCHWARZ BESCHICHTET)</p> <p>RESERVOIR D'AIR ALU - 60 LITRE - 396/591 AVEC SUPPORT (9,5 BAR - NOIR)</p>
	65RKE036	<p>LUCHTKETEL ALU - 80 LTR - 396/758 MET BEUGEL (9.5 BAR - ZWART GECOAT)</p> <p>AIR TANK ALU - 80 LITER - 396/758 WITH BRACKET (9.5 BAR - BLACK COATED)</p> <p>LUFTBEHÄLTER ALU - 80 LITER - 396/758 MIT HALTERUNG (9.5 BAR - SCHWARZ BESCHICHTET)</p> <p>RÉSERVOIR D'AIR ALU - 80 LITRE - 396/758 AVEC SUPPORT (9,5 BAR - NOIR)</p>
	65RKE042	<p>LUCHTKETEL ALUMINIUM - 100LITER - 396/925 BEUGEL - NORM EN286-2 - PS 9.5 BAR - ZWART GECOAT</p> <p>AIR TANK ALUMINIUM - 100 LITER - 396/925 BRACKET - STANDARD EN286-2 - PS 9.5 BAR - BLACK COATED</p> <p>LUFTBEHÄLTER ALUMINIUM - 100 LITER - 396/925 HALTERUNG - STANDARD EN286-2 - PS 9.5 BAR - SCHWARZ BESCHICHTET</p> <p>RÉSERVOIR D'AIR ALUMINIUM - 100 LITRE - 396/925 SUPPORT - STANDARD EN286 -2 - PS 9,5 BAR - NOIR</p>
	65RKE047	<p>LUCHTKETEL ALUMINIUM 100LITER 396/925 BEUGEL</p> <p>AIR TANK ALUMINIUM 100 LITER 396/925 BRACKET</p> <p>LUFTBEHÄLTER ALUMINIUM 100 LITER 396/925 HALTERUNG</p> <p>RESERVOIR D'AIR ALUMINIUM 100 LITRE 396/925 SUPPORT</p>

	Article	Description
	67BUM001	BUMPER+LICHTKAST ALUMINIUM GEANODISEERD (101X234 L=2400) BUMPER + LIGHT CASE ALUMINIUM ANODIZED (101X234 L = 2400) STOßSTANGE + LICHTGEHÄUSE ALUMINIUM ELOXIERT (101X234 L = 2400) PARE-CHOCS + BOITIER LUMINEUX ALUMINIUM ANODISÉ (101X234 L = 2400)
	67BUM005	EINDSTUK LINKS + RECHTS RUBBER , ALUMINIUM SUISSE S-160 END PIECE LEFT + RIGHT RUBBER FOR BUMPER, ALUMINIUM SUISSE S-160 ENDSTÜCK LINKS + RECHTS GUMMI FÜR STOßSTANGE, ALUMINIUM SUISSE S-160 PIÈCE D'EXTRÉMITÉ GAUCHE + CAOUTCHOUC DROIT POUR PARE-CHOCS, ALUMINIUM SUISSE S-160
	67BUM006	KUNSTSTOF AFDEKSTRIP VOOR BUMPER 67BUM001 PLASTIC COVER STRIP FOR BUMPER 67BUM001 PLASTIK COVER STRIP FÜR STOßSTANGE 67BUM001 BANDE DE COUVERTURE EN PLASTIQUE POUR PARE-CHOC 67BUM001
	67BUM007	RUBBER EINDSTUK VOOR ALUMINIUM PROFIEL 234X101X30 RUBBER END PIECE FOR ALUMINIUM PROFILE 234X101X30 GUMMI ENDSTÜCK FÜR ALUMINIUM PROFIL 234X101X30 PIÈCE EN CAOUTCHOUC D'EXTREMITE POUR PROFIL EN ALUMINIUM 234X101X30
	67BUM031	BEVESTIGING BREEDTE LICHT OP ASPOCK BUMPER ATTACHMENT WIDTH LIGHT ON ASPOCK BUMPER BREITE LICHT BEFESTIGUNG AUF ASPOCK STOßSTANGE ATTACHE LUMIÈRE DE LARGEUR SUR PARE-CHOCS ASPOCK
	67BUM032	EINDKAPPEN ASPOCK BUMPER RECHTS + LINKS END CAPS ASPOCK BUMPER RIGHT + LEFT ABSCHLUSSKAPPEN ASPOCK STOßSTANGE RECHTS + LINKS PIECES D'EXTREMITE POUR PARE-CHOCS ASPOCK DROIT + GAUCHE
	67BUM035	BUMPER ALUMINIUM INCL. VERLICHTING ASPOCK EUROPOINT II BUMPER ALUMINIUM INCL. LIGHTING ASPOCK EURO POINT II STOßFÄNGER ALUMINIUM INKL. BELEUCHTUNG EURO POINT II PARE-CHOCS ALUMINIUM INCL. ÉCLAIRAGE ASPOCK EURO POINT II

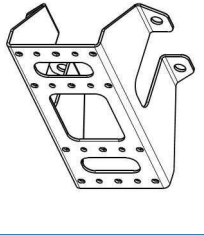

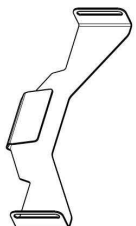

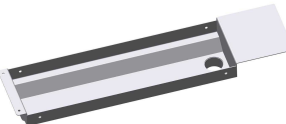

	Article	Description
	67BUM036	<p>BUMPER, ALUMINIUM GEANODISEERD - 130X90 L=2400 (EEG KEUR), ALUSUISSE</p> <p>BUMPER, ALUMINIUM ANODIZED - 130X90 L = 2400 (EEC CERT.), ALUSUISSE</p> <p>STÖßSTANGE, ALUMINIUM ELOXIERT - 130X90 L = 2400 (EEC CERT.), ALUSUISSE</p> <p>PARE-CHOCS, ALUMINIUM ANODISÉ - 130X90 L = 2400 (CERT. CEE), ALUSUISSE</p>
	67BUM037	<p>BUMPER+ LICHTKAST ALUMINIUM GEANODISEERDISEERD, ONGEBOORD</p> <p>BUMPER + LIGHT CASE ALUMINIUM ANODIZED, UNDRILLED</p> <p>STÖßSTANGE + LICHTGEHÄUSE ALUMINIUM ELOXIERT, UNGEBOHRT</p> <p>PARE-CHOCS + BOITIER LUMINEUX ALUMINIUM ANODISÉ, NON REMPLI</p>
	67BUM082	<p>BUMPER+ LICHTKAST COMPLEET, ALUMINIUM, GEBOORD (14-4164-407)</p> <p>BUMPER + LIGHT CASE COMPLETE, ALUMINIUM, DRILLED (14-4164-407)</p> <p>STÖßSTANGE + LICHTGEHÄUSE KOMPLETT, ALUMINIUM, GEBOHRT (14-4164-407)</p> <p>PARE-CHOCS + ÉTUI LUMINEUX COMPLET, ALUMINIUM, PERCÉ (14-4164-407)</p>
	67BUM083	<p>BUMPER COMPLEET MET VERLICHTING - ALUMINIUM GEANODISEERD + 2X EUROPOINT III + 2X BREEDTELICHT.</p> <p>BUMPER COMPLETE WITH LIGHTING - ALUMINIUM ANODIZED + 2X EUROPOINT III + 2X WIDTH LIGHT.</p> <p>STÖßSTANGE KOMPLETT MIT BELEUCHTUNG - ALUMINIUM ELOXIERT + 2X EUROPOINT III + 2X BREITE LICHT.</p> <p>PARE-CHOCS COMPLET AVEC ÉCLAIRAGE - ALUMINIUM ANODISÉ + 2X EUROPOINT III + 2X LUMIERE DE LARGEUR</p>
	67FEH001	<p>FERRYHAAK L-OOG=202,H=120,L-HOUDER=120 H=35 (GETEST 36TON)</p> <p>FERRY HOOK EYE LENGTH = 202 / HEIGHT 120 / HOLDER LENGTH 120 / HEIGHT 35 (TESTED 36TONNES)</p> <p>FERRY HOOK EYE LÄNGE = 202 / HÖHE 120 / HALTER LÄNGE 120 / HÖHE 35 (TESTED 36TONNES)</p> <p>CROCHET DE FERRY LONGUEUR DES OEILLETS = 202 / HAUTEUR 120 / LONGUEUR DU SUPPORT 120 / HAUTEUR 35 (TESTÉ 36TONNES)</p>
	67FSV002	<p>KUNSTSTOF EINDSTUK VOOR ALUMINIUM PROFIEL 100 X 100</p> <p>PLASTIC END PIECE FOR ALUMINIUM PROFILE 100 X 100</p> <p>PLASTIK ENDSTÜCK FÜR ALUMINIUM PROFIL 100 X 100</p> <p>PIECE EN PLASTIQUE POUR PROFIL EN ALUMINIUM 100 X 100</p>
	67FSV003	<p>KUNSTSTOF EINDSTUK VOOR ALUMINIUM PROFIEL 100 X 30</p> <p>PLASTIC END PIECE FOR ALUMINIUM PROFILE 100 X 30</p> <p>PLASTIK ENDSTÜCK FÜR ALUMINIUM PROFIL 100 X 30</p> <p>PIECE EN PLASTIQUE POUR PROFIL EN ALUMINIUM 100 X 30</p>

	Article	Description
	67FSV006	BEVEESTIGING SET FIETSENVANGER, ROESTVRIJSTAAL, KLAPBAAR L=700 MM SIDEGUARD ATTACHMENT SET, STAINLESS STEEL, FOLDING L = 700 MM SEITENSCHIRM BEFESTIGUNG SET, EDELSTAHL, FALTBARE L = 700 MM ENSEMBLE DE FIXATION POUR GARDE-BOUE, ACIER INOXYDABLE, PLIANT L = 700 MM
	67FSV010	FIETSENVANGER SCHARNIERPLAAT VOOR KLAPSTEUN RECHTS MOUNTING PLATE RIGHT MONTAGEPLATTE RECHTS PLAQUE DE MONTAGE DROITE
	67FSV011	FIETSENVANGER SCHARNIERPLAAT VOOR KLAPSTEUN LINKS MOUNTING PLATE LEFT MONTAGEPLATTE LINKS PLAQUE DE MONTAGE GAUCHE
	67FSV013	VERTICALE STEUN FIETSENVANGER LENGTE 480 MM VERTICAL BRACKET SIDEGUARD LENGTH 480 MM VERTICAL HALTERUNG SEITENSCHIRM LÄNGE 480 MM SUPPORT VERTICAL PLAQUE LATERALE LONGUEUR 480 MM
	67FSV014	BORG PEN Ø10 VOOR FIETSENVANGERSTEUN LOCKING PIN Ø10 FOR BIKE CATCHER SUPPORT VERRIEGELUNGSSTIFT Ø10 FÜR FAHRAD SCHUTZUNG SUPPORT GOUPILLE DE VERROUILLAGE Ø10 POUR SUPPORT DE PROTECTION VÉLO
	67FSV019	MONTAGE PROFIEL FIETSENVANGER ASSEMBLY PROFILE SIDEGUARD ASSEMBLY PROFILE SEITENSCHIRM PROFIL D'ASSEMBLAGE PLAQUE LATERALE
	67GRK001	KIST FICHET, TYPE 103, RIMBOX 750X430X450 FICHET CHEST, TYPE 103, RIM BOX 750X430X450 FICHET CHEST, TYP 103, RIM BOX 750X430X450 COFFRE FICHET, TYPE 103, RIM BOX 750X430X450

	Article	Description
	67LAD019	<p>OPSTAP TREDE RVS 250L X 80BR X 90H</p> <p>STEP-UP TREAD STAINLESS STEEL (LENGTH 250 X WIDTH 80 X HEIGHT 90)</p> <p>TRITTSTUFE EDELSTAHL (LÄNGE 250 X BREITE 80 X HÖHE 90)</p> <p>BANDE DE ROULEMENT STAINLESS STEEL (LENGTH 250 X WIDTH 80 X HEIGHT 90)</p>
	67RWD002	<p>HENDEL RESERVEWIELDRAGER LANG MODEL</p> <p>HANDLE SPARE WHEEL CARRIER LONG MODEL</p> <p>GRIFF RESERVERADHALTERUNG LANGES MODELL</p> <p>POIGNÉE PORTE-ROUE DE SECOURS MODÈLE LONG</p>
	67RWD003	<p>LIER RESERVEWIELDRAGER MET HAAKSE SMEERNIPPEL</p> <p>WINCH SPARE WHEEL CARRIER WITH RIGHT-ANGLE LUBRICATION NIPPLE</p> <p>WINDEN-RESERVERADTRÄGER MIT RECHTWINKLIGEM SCHMIERNIPPEL</p> <p>PORTE-ROUE DE RECHANGE DE TREUIL AVEC MAMELON DE LUBRIFICATION À ANGLE DROIT</p>
	67RWD016	<p>HAAK RESERVEWIELDRAGER RVS - KORT MODEL</p> <p>HOOK SPARE WHEEL CARRIER (STAINLESS STEEL - SHORT MODEL)</p> <p>HAKEN RESERVERADHALTERUNG (EDELSTAHL - KURZES MODELL)</p> <p>CROCHET PORTE-ROUE DE RECHANGE (ACIER INOXYDABLE - MODÈLE COURT)</p>
	73BKM029	<p>KM-TELLER, JOST, BA 385/65, MERCEDES KOMPAKT LA.</p> <p>KM COUNTER, JOST, BA 385/65, MERCEDES COMPACT LA.</p> <p>KM COUNTER, JOST, BA 385/65, MERCEDES COMPACT LA.</p> <p>KM COUNTER, JOST, BA 385/65, MERCEDES COMPACT LA.</p>
	73BTM022	<p>THERMOMETER INSTECK (0+120°C /DRM 63)</p> <p>THERMOMETER INSERTION (0+120°C /DRM 63)</p> <p>EINFÜHR-THERMOMETER (0+120°C /DRM 63)</p> <p>INSERTION DE THERMOMÈTRE (0 + 120 ° C / DRM 63)</p>
	84CTW011	<p>TWIST-LOCK VAST JOST F 02 SK-RV</p> <p>TWIST-LOCK VAST JOST F 02 SK-RV</p> <p>DREHRIEGEL VAST JOST F 02 SK-RV</p> <p>VERROU TOURNANT FIXE JOST F 02 SK-RV</p>

	Article	Description
	84CTW038	TWIST-LOCK VAST SCHNEIDER 905.233.800 TWIST-LOCK FIXED SCHNEIDER 905.233.800 DREHRIEGEL FIX SCHNEIDER 905.233.800 VERROU TOURNANT FIXE SCHNEIDER 905.233.800
	84CTW044	TWIST-LOCK VAST COMPLEET TWIST-LOCK FIXED COMPLETE DREHRIEGEL FIX KOMPLETT VERROU TOURNANT FIXE COMPLET
	84CTW071	TWIST-LOCK VERZINKT JOST R406 VAKV-C TWIST-LOCK GALVANIZED JOST R406 VAKV-C DREHRIEGEL GALVANISIERT JOST R406 VAKV-C VERROU TOURNANT GALVANISÉ JOST R406 VAKV-C
	A2J0002034	PEN VOOR SCHARNIER ZIJAFSCHERMING PIN FOR HINGE SIDE SHIELDING PENNE FÜR ABGEHÄNGTE SEITEN ABSCHIRMUNG PENNE POUR BLINDAGE LATÉRAL SUSPENDU
	A2M0000141	MONTAGEBEUGEL VOOR ZIJMARKERINGSLAMPEN MONTAGE OP FIETSENVANGER INSTALLATION BRACKET FOR SIDE MARKING LIGHTS INSTALLED ON SIDEGUARD MONTAGEHALTERUNG FÜR SEITENMARKIERUNGS-LEUCHTEN AN SEITENSCHIRM SUPPORT D'INSTALLATION POUR FEUX DE MARQUAGE LATÉRAUX INSTALLÉS SUR LA GLISSIÈRE
	A3J0003068	FERRYHAAKBEVESTIGING OVER STEUNPOOT FERRY HOOK ATTACHMENT OVER BRACKET LEG FERRY HOOK BEFESTIGUNG ÜBER HALTERUNG ATTACHE CROCHET SUR BRIDE
	A3J0003395	RESERVEWIEL HOUDER RESERVE WHEEL HOLDER RESERVERAD HALTER PORTE-ROUE DE RÉSERVE



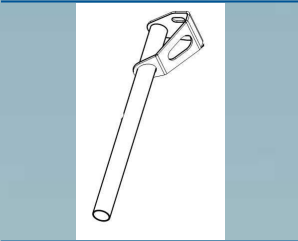
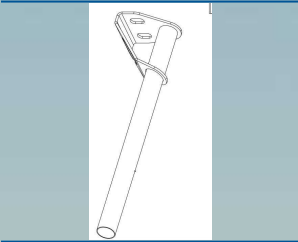
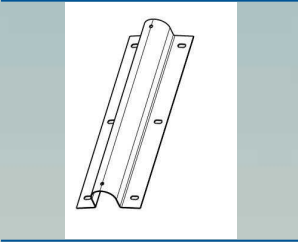
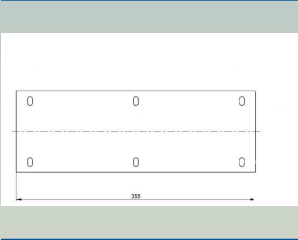
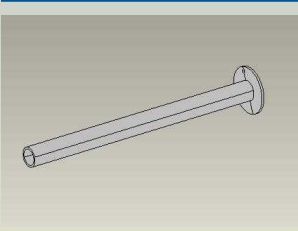
	Article	Description
	A3J0004230	SIDEGUARD FRONT (LU H 100 X W100 X L 500) SIDEGUARD FRONT (LU H 100 X W100 X L 500) SEITENSCHIRM FRONT (LU H 100 X W100 X L 500) GARDE-BOUE AVANT (LU H 100 X W100 X L 500)
	A3R0000001	BESCHERMPLAAT EBS-E MODULATOR PROTECTION PLATE EBS-E MODULATOR SCHUTZPLATTE EBS-E MODULATOR PLAQUE DE PROTECTION MODULATEUR EBS-E
	A5J0000956	MONTAGEPROF FIETSENVANGER INSTALLATION SIDEGUARD MONTAGE SEITENSCHIRM INSTALLATION PLAQUE LATERALE
	A7J0000107	ROTATABLE BUMPER -CC=1470 MOVEABLE/SWIVEL BUMPER -CC=1470 BEWEGLICHES/DREHGELENK-STOßSTANGE -CC=1470 PARE CHOC PIVOTANT /DEMONTABLE -CC = 1470
	A7J0000112	KLAPBARE BUMPER GEGAVANISEERD- 2400mm
	A7J0000298	MORSEBAK 1XAFLOOP MET SCHUIFROOSTER CATCH-ALL 1XAFLOOP WITH SLIDING GRATE CATCH-ALL 1XAFLOOP MIT SLIDING GITTER CATCH-ALL 1XAFLOOP AVEC GRILLE COULISSANTE
	A7J0000823	WIELBLOKHOUDER STENVOETEN ALUMINIUM WHEEL BLOCK HOLDER BRACKET FEET ALUMINIUM RADBLOCKHALTERUNGSMFUß ALUMINIUM PIEDS DE SUPPORT DE BLOC PORTE-ROUE ALUMINIUM

	Article	Description
	A7J0000825	BEVESTIGING BRANDBLUSSER OP KAM STEUNVOETEN ATTACHMENT FIRE EXTINGUISHER ON KAM BRACKET FEET BEFESTIGUNG FEUERLÖSCHER AUF KAM HALTERUNGSFUß FIXATION D'EXTINCTEUR SUR PIED DE SUPPORT KAMP
	A7J0001001	LEKBAK RVS (410X250X100) DRIP TRAY STAINLESS STEEL (410X250X100) TROPFSCHALE AUS ROSTFREIEM STAHL (410X250X100) PLATEAU D'ÉGOUTTEMENT INOX (410X250X100)
	A7J0001209	FERRYHAAKCONSOLE STAAL (170X150X10) FERRY HOOK CONSOLE STEEL (170X150X10) FERRY HOOK KONSOLE STAHL (170X150X10) CROCHET CONSOLE ACIER (170X150X10)
	A7J0001307	MONTAGESTEUN VOOR KLEIN LOOPBORDES (L+R) CHASSIS MOUNTING BRACKET FOR SMALL RUNNING PLATFORM (L + R) CHASSIS BEFESTIGUNGSHALTERUNG FÜR KLEINE LAUFBÜHNEN (L + R) CHASSIS SUPPORT DE MONTAGE POUR CHÂSSIS DE PETITE PLATE-FORME (L + R)
	A7J0001532	ACHTERLICHT EN KENTEKENPLAATHOUDER LINKERZIJD REAR LAMP AND LICENSE PLATE HOLDER LEFT HINTERE LAMPE UND NUMMERNSCHILD HALTER LINKS LA LAMPE ARRIÈRE ET LE SUPPORT DE PLAQUE MINÉRALOGIQUE GAUCHE
	A7J0001555	LEKBAK RVS (810X250X100) DRIP TRAY STAINLESS STEEL (810X250X100) TROPFSCHALE AUS ROSTFREIEM STAHL (810X250X100) PLATEAU D'ÉGOUTTEMENT INOX (810X250X100)
	A7J0002898	FERRYHAAKCONSOLE STAAL (170X150X10) FERRY HOOK CONSOLE STEEL (170X150X10) FERRY HOOK KONSOLE STAHL (170X150X10) CROCHET CONSOLE ACIER (170X150X10)

	Article	Description
	A7J0003018	Montage steun lekbak - links MOUNTING BRACKET DRIP TRAY-LINKS BEFESTIGUNGSHALTERUNG TROPFSCHALE-LINKS SUPPORT DE MONTAGE PATEAU D'ÉGOUTTEMENT-LIENS
	A7J0003019	Montage steun lekbak - rechts MOUNTING BRACKET DRIP TRAY-RIGHT BEFESTIGUNGSHALTERUNG TROPFSCHALE-RECHTS SUPPORT DE MONTAGE PATEAU D'ÉGOUTTEMENT-DROIT
	A7J0003027	LEKBAK / MORSBAK PLAAT DRIP TRAY PLATE TROPFSCHALEN PLATTE PLAQUE DE PATEAU D'ÉGOUTTEMENT
	A7J0003064	LOOPROOSTER LEKBAK MIDDEN DEMONTABEL - LAG WALK GRATE DRIP TRAY MIDDLE DEMONTABLE-LAG WALK ROST TROPFSCHALE MITTE DEMONTIABLE-LAG PATEAU D'ÉGOUTTEMENT DE MARCHE À GRILLE MOYEN DÉMONTABLE-LAG
	A7J0003068	LOOPPLAAT VOORZIJDE CHASSIS RUNNING PLATE FRONT CHASSIS LAUFPLATTE FRONT CHASSIS CHÂSSIS AVANT DE PLAQUE DE COURSE
	A7J0003091	LEKPLAAT RVS uitgevoerd (650 X 440 X 328) LEAKING PLATE STAINLESS STEEL EXECUTED (650 X 440 X 328) UNDICHTTE PLATTE AUS ROSTFREIEM STAHL AUSGEFÜHRT (650 X 440 X 328) PLAQUE D'ÉTANCHÉITÉ EN ACIER INOXYDABLE EXÉCUTÉE (650 X 440 X 328)
	A7J0003130	AFDEKPLAAT MORSGOOT / COVER SPILBOX A7J0003130 COVER PLATE CATCH-ALL GUTTER / COVER SPILL BOX A7J0003130 ABDECKPLATTE CATCH-ALL RINNE / DECKEL ÜBERLAUFBOX A7J0003130 PLAQUE DE COUVERTURE GOUTTIÈRE CATCH-ALL / COUVERTURE BOÎTE DE DÉVERSEMENT A7J0003130

	Article	Description
	A7J0003248	VERGRENDELPLAAT LOCKING PLATE VERRIEGELUNGSPLATTE PLAQUE DE VERROUILLAGE
	A7J0003251	LEKPLAAT MONTAGESTEUN RECHTS LEAKING PLATE MOUNTING BRACKET RIGHT SCHMUTZ PLATTE MONTAGEHALTERUNG RECHTS SUPPORT DE MONTAGE PLAQUE DE SALETÉ DROIT
	A7J0003346	STEUN ZIJBESCHERMING SUPPORT SIDE PROTECTION UNTERSTÜTZUNG SEITENSCHUTZ PROTECTION LATÉRALE DE SUPPORT
	A7K0000024	TWISTLOCKARM -> PEN (STAAL 490 X 142 X T30 GEGALVANISEERD) TWIST LOCK ARM -> PEN (STEEL 490 X 142 X T30 GALVANIZED) DREHRIEGELARM -> PEN (STAHL 490 X 142 X T30 GALVANISIERT) BRAS VERROU TOURNANT -> PEN (ACIER 490 X 142 X T30 GALVANISÉ)
	A7K0000025	LOCK PLATE GALVANISED - TWIST LOCK LOCK PLATE GALVANIZED - TWIST LOCK SICHERUNGSPLATTE GALVANISIERT - DREHRIEGEL PLAQUE DE VERROUILLAGE GALVANISÉE - VERROU TOURNANT
	A7K0000026	UITSCHUIFARM COMPLEET RECHTS (TWISTLOCKARM>UITSCHUIFARM) EXTENDABLE ARM COMPLETE RIGHT (TWIST LOCK ARM > EXTENDABLE ARM) AUSFAHRBARER ARM KOMPLETT RECHTS (DREHRIEGEL ARM > AUSFAHRBARER ARM) BRAS EXTENSIBLE COMPLET DROIT (BRAS DE VERROU TOURNANT > BRAS EXTENSIBLE)
	A7K0000027	UITSCHUIFARM COMPLEET LINKS (TWISTLOCKARM>UITSCHUIFARM) EXTENDABLE ARM COMPLETE LEFT (TWIST LOCK ARM > EXTENDABLE ARM) AUSFAHRBARER ARM KOMPLETT LINKS (DREHRIEGEL ARM > AUSFAHRBARER ARM) BRAS EXTENSIBLE COMPLET GAUCHE (BRAS DE VERROU TOURNANT > BRAS EXTENSIBLE)

	Article	Description
	A7K0000031	DRAAGARM 45FT POSITIONERING BEARING ARM 45FT POSITIONING LAGERARM 45FT POSITIONIERUNG BRAS DE ROULEMENT POSITIONEMENT 45FT
	A7R0000247	COUNTER PLATE AIRTANK (380X40X T6) COUNTER PLATE AIR TANK (380X40X T6) GEGENPLATTE LUFTBEHÄLTER (380X40X T6) RÉSERVOIR D'AIR DE CONTRE-PLAQUE (380X40X T6)

	Article	Description
	18A7J0000038	SPATBORDSTEUN L625 LINKS GEGALVANISEERD MUDGUARD BRACKET L625 LEFT GALVANIZED KOTFLÜGEL HALTERUNG L625 LINKS GALVANISIERT SUPPORT DE GARDE-BOUE L625 GALVANISÉ GAUCHE
	18A7J0000039	SPATBORDSTEUN L625 RECHTS GEGALVANISEERD MUDGUARD BRACKET L625 RIGHT GALVANIZED KOTFLÜGEL HALTERUNG L625 RECHTS GALVANISIERT MUDGUARD BRACKET L625 RIGHT GALVANIZED
	28A3J0000013	SPATBORDSTEUN GESCHROEFD L550 LINKS MUDGUARD BRACKET SCREWED L550 LEFT KOTFLÜGELHALTER GESCHRAUBT L550 LINKS SUPPORT DE GARDE-BOUE VISSE L550 GAUCHE
	28A3J0000014	SPATBORDSTEUN GESCHROEFD L550 RECHTS MUDGUARD BRACKET SCREWED L550 RIGHT KOTFLÜGELHALTER GESCHRAUBT L550 RECHTS SUPPORT DE GARDE-BOUE VISSE L550 DROIT
	28M0J0009B	OPHANGING SPATBORDEN OMEGA - ROESTVRIJSTAAL SUSPENSION MUDGUARDS OMEGA - STAINLESS STEEL FEDERUNG SCHUTZBLECH OMEGA - EDELSTAHL GARDE-BOUE A SUSPENSION OMEGA - ACIER INOXYDABLE
	28M0J0010A	OPHANGING SPATBORDEN - ROESTVRIJSTAAL ONDERPLAAT SUSPENSION MUDGUARDS - STAINLESS STEEL UNDERPLATE FEDERUNG SCHUTZBLECH - EDELSTAHL TRÄGERPLATTE GARDE-BOUE A SUSPENSION - SOUS-PLANCHER EN ACIER INOXYDABLE
	67SBB008	SPATBORDSTEUN STAAL;DIAMETER 42.4 X L555 MUDGUARD BRACKET STEEL (DIAMETER 42.4 X L555) KOTFLÜGEL HALTERUNG STAHL (DURCHMESSER 42.4 X L555) SUPPORT DE GARDE-BOUE EN ACIER (DIAMÈTRE 42,4 X L555)

	Article	Description
	67SBB009	SCHIJF SPATBORDSTEUNBEVESTIGING PLAAT-STA;5D DISC MUDGUARD BRACKET ATTACHMENT (PLATE STEEL 5D) SCHEIBEN KOTFLÜGEL BEFESTIGUNGSWINKEL (PLATTEN-STAH 5D) ATTACHE DE SUPPORT DE GARDE-BOUE A DISC (PLAQUE ACIER 5D)
	67SBB012	SPATBORDSTEUN-RVS (DIAMETER42 / 4X605) MUDGUARD BRACKET - STAINLESS STEEL (DIAMETER 42 / 4X605) KOTFLÜGEL HALTERUNG - EDELSTAHL (DURCHMESSER 42 / 4X605) SUPPORT DE GARDE-BOUE - ACIER INOXYDABLE (DIAMETRE 42 / 4X605)
	67SBK044	SPATBORD PARLOK, KUNSTSTOF B:405 R:635 SP:1270 H:595 FENDER PARLOK, PLASTIC B:405 R:635 SP: 1270 H:595 FENDER PARLOK, KUNSTSTOFF B:405 R:635 SP: 1270 H:595 FENDER PARLOK, PLASTIC B:405 R:635 SP: 1270 H:595
	67SBK061	SPATBORD, KUNSTSTOF B=430 R=650 SP=1300 H=580 (WITTE LIJN) MUDGUARD, PLASTIC B = 430 R = 650 SP = 1300 H = 580 (WHITE LINE) KOTFLÜGEL, PLASTIK B = 430 R = 650 SP = 1300 H = 580 (WEIßE LINIE) GARDE-BOUE EN PLASTIQUE B = 430 R = 650 SP = 1300 H = 580 (LIGNE BLANCHE)
	67SBK062	SPATBORD, KUNSTSTOF B=430 R=650 SP=1300 H=690 (WITTE LIJN) MUDGUARD, PLASTIC B = 430 R = 650 SP = 1300 H = 690 (WHITE LINE) KOTFLÜGEL, PLASTIK B = 430 R = 650 SP = 1300 H = 690 (WEIßE LINIE) GARDE-BOUE EN PLASTIQUE B = 430 R = 650 SP = 1300 H = 690 (LIGNE BLANCHE)
	67SBK091	SPATBORD,KUNSTSTOF B=450 R=650 SP=1300 H=580 (WHITE LINE) FENDER, PLASTIC B = 450 R = 650 SP = 1300 H = 580 (WHITE LINE) KOTFLÜGEL, KUNSTSTOFF B = 450 R = 650 SP = 1300 H = 580 (WEIßE LINIE) FENDER, PLASTIC B = 450 R = 650 SP = 1300 H = 580 (LIGNE BLANCHE)
	67SBK099	VERSTELBARE KUNSTSTOF STEUN VOOR SPATBORD ADJUSTABLE PLASTIC BRACKET FOR MUDGUARD ANPASSBARE PLASTIK-HALTERUNG FÜR KOTFLÜGEL SUPPORT PLASTIQUE RÉGLABLE POUR GARDE-BOUE







	Article	Description
	67SBK100	SPATBORD, KUNSTSTOF B=430 R=650 SP=1300 H=690 MUDGUARD, PLASTIC (B = 430 R = 650 SP = 1300 H = 690) KOTFLÜGEL, PLASTIK (B = 430 R = 650 SP = 1300 H = 690) GARDE-BOUE EN PLASTIQUE (B = 430 R = 650 SP = 1300 H = 690)
	67SBK101	SPATBORD KUNSTSTOF MET VERSTELBARE MONTAGE BEUEGELS (B=430 R=650 SP=1300 H=690) MUDGUARD PLASTIC WITH ADJUSTABLE MOUNTING BRACKETS (B = 430 R = 650 SP = 1300 H = 690) KOTFLÜGEL PLASTIK MIT ANPASSBAREN HALTERUNGEN (B = 430 R = 650 SP = 1300 H = 690) PLASTIQUE DE GARDE-BOUE AVEC SUPPORTS DE MONTAGE RÉGLABLES (B = 430 R = 650 SP = 1300 H = 690)
	67SLP002	SPATLAP ANTISPRAY CLEAR PASS HOOGTE=720 / BREEDTE=390 LAG OPDRUK MUDGUARD ANTI-SPRAY CLEAR PASS HEIGHT=720 / WIDTH=390 (TYPE LAG) KOTFLÜGEL ANTI-SPRAY CLEAR PASS HÖHE=720 / BREITE=390 (TYP LAG) GARDE-BOUE ANTI ECLABOUSSURES CLEAR PASS HAUTEUR = 720 / LARGEUR = 390 (TYPE LAG)
	67SLP003	SPATLAP ANTISPRAY CLEAR PASS H=900 W=420 MET LAG LOGO MUD GUARDS SETS ANTI SPRAY CLEAR PASS H = 900 W = 420 WITH LAG LOGO SCHLAMMSCHUTZ SETS ANTI-SPRAY CLEAR PASS H = 900 W = 420 MIT LAG LOGO GARDES DE BOUE ENSEMBLES ANTI SPRAY CLEAR PASSE H = 900 W = 420 AVEC LE LOGO LAG
	67SLP009	SPATLAP ANTISPRAY CLEAR PASS H=1065 B=450 MET LAG LOGO MUDGUARD ANTI-SPRAY CLEAR PASS H=1065 B=450 (TYPE LAG) KOTFLÜGEL ANTI-SPRAY CLEAR PASS H=1065 B=450 (TYP LAG) GARDE-BOUE ANTI ECLABOUSSURES CLEAR PASS H = 1065 B = 450 (TYPE LAG)
	67SLP017	SPATLAP NATUR/SBR HOOGTE=400 BREEDTE=400 DIKTE=7 LAG LOGO (ZONDER ANTI SPRAY!) MUDGUARD NATURAL/SBR HEIGHT=400 WIDTH=400 THICKNESS=7 (TYPE LAG) KOTFLÜGEL NATUR/SBR HÖHE=400 BREITE=400 THICKNESS=7 (TYP LAG) GARDE-BOUE NATUREL/SBR HAUTEUR = 400 LARGEUR = 400 EPAISSEUR = 7 (TYPE LAG)
	67SLP021	SPATLAP NATUR/SBR H=380 B=2400 MET LAG LOGO MUDGUARD NATURAL/SBR H=380 B=2400 (TYPE LAG) KOTFLÜGEL NATUR/SBR H=380 B=2400 (TYP LAG) GARDE-BOUE NATUREL/SBR H=380 B=2400 (TYPE LAG)

	Article	Description
	67SLP051	SPATLAP ANTISPRAY CLEAR PASS H=900 B=390 LAG MUDGUARD ANTI-SPRAY CLEAR PASS H=900 B=390 (TYPE LAG) KOTFLÜGEL ANTI-SPRAY CLEAR PASS H=900 B=390 (TYP LAG) GARDE-BOUE ANTI ECLABOUSSURES CLEAR PASS H=900 B=390 (TYPE LAG)
	A2J0000501	SPATBORDSTEUN (DIAMETER 42,4 X LENGTE 545) MUDGUARD BRACKET (DIAMETER 42,4 X LENGTH 545) KOTFLÜGEL HALTERUNG (DURCHMESSER 42,4 X LÄNGE 545) SUPPORT DE GARDE-BOUE (DIAMÈTRE 42,4 X LONGUEUR 545)
	A7J0000829	MUDGUARDSUPPORT-STEEL; DIAMETER 42.4 X L595 MUDGUARD BRACKET - STEEL; DIAMETER 42.4 X L595 KOTFLÜGEL HALTERUNG - STAHL; DURCHMESSER 42.4 X L595 SUPPORT DE GARDE-BOUE - ACIER; DIAMÈTRE 42,4 X L595
	A7J0001271	SPATBORD MONTAGE STEUN - ALUMINIUM LICHTGEWICHT (DIAMETER 42XL555) MUDGUARD BRACKET - ALUMINIUM (DIAMETER 42XL555) KOTFLÜGEL HALTERUNG - ALUMINIUM (DURCHMESSER 42XL555) SUPPORT DE GARDE-BOUE - ALUMINIUM (DIAMETRE 42XL555)
	A7J0001273	SPATBORDSTEUN ALUMINIUM: DIAMETER 42XL505 MUDGUARD BRACKET ALUMINIUM: DIAMETER 42XL505 KOTFLÜGEL HALTERUNG ALUMINIUM: DURCHMESSER 42XL505 SUPPORT DE GARDE-BOUE EN ALUMINIUM: DIAMETRE 42XL505

	Article	Description
	26BOC026	BOCHT, DIN11852 BS BD, NW50, 90°, 1.4307
	36BOC008	LASBOCHT 3" - 89 X 3 - 90° - ALUMINIUM WELDED ELBOW 3"- 89 X 3 - 90° - ALUMINIUM GESCHWEIßTER BOGEN 3"- 89 X 3 - 90° - ALUMINIUM COUDE SOUDÉ 3 " - 89 X 3 - 90 ° - ALUMINIUM
	36BOC009	LASBOCHT 2" - 60 X 3 - 90° - ALUMINIUM WELDED ELBOW 2"- 60 X 3 - 90° - ALUMINIUM GESCHWEIßTER BOGEN 2"- 60 X 3 - 90° - ALUMINIUM COUDE SOUDÉ 2 " - 60 X 3 - 90 ° - ALUMINIUM
	38M3L0028A	BEVESTIGING LOOPWEG ALUMINIUM CATWALK ATTACHMENT ALUMINIUM LAUFSTEG BEFESTIGUNG ALUMINIUM ATTACHE DE PASSERELLE EN ALUMINIUM
	38M3P0021A	MANCHON 1/2" - KOLLEKTOR KIPBULK COUPLING SLEEVE 1/2"- TANKER COLLECTOR KUPPLUNGENMUFFE 1/2"- TANKER KOLLEKTOR MANCHON RACCORD 1/2 " - COLLECTEUR DE CITERNES
	56DOP004	AFDICHTDOP RECHT - BUIS 100X100, D=3À5MM (POLYTHYLEEN) SEAL CAP RIGHT - TUBE 100X100, D = 3À5MM (POLYETHYLENE) VERSCHLUSSKAPPE RECHTS - SCHLAUCH 100X100, D = 3À5MM (POLYETHYLENE) BOUCHON D'ETANCHEITE DROIT - TUBE 100X100, D = 3-5MM (POLYETHYLENE)
	56DOP006	AFDICHTDOP ROND - BUIS UITWENDIG 42MM (KUNSTSTOF) SEAL CAP ROUND - TUBE EXTERNAL 42MM (PLASTIC) VERSCHLUSSKAPPE RUND - SCHLAUCH EXTERN 42MM (PLASTIK) BOUCHON D'ETANCHEITE ROND - TUBE EXTERNE 42MM (PLASTIQUE)

	Article	Description
	56DOP017	AFDICHTDOP ROND ZWART VOOR BUIS DIAMETER 40 (KUNSTSTOF) SEALING CAP ROUND BLACK FOR TUBE DIAMETER 40 (PLASTIC) VERSCHLUSSKAPPE RUND SCHWARZ FÜR SCHLAUCH DURCHMESSER 40 (PLASTIK) BOUCHON D'ETANCHEITE ROND NOIR POUR DIAMÈTRE DE TUBE 40 (PLASTIQUE)
	56DOP019	INSTEKTOP ROND ZWART VOOR BUIS 42.4X3.25 INSERT CAP ROUND BLACK FOR TUBE 42.4X3.25 EINSATZKAPPE RUND SCHWARZ FÜR SCHLAUCH 42.4X3.25 INSERT COUVERCLE ROND NOIR POUR TUBE 42.4X3.25
	56DOP029	INSTEKTOP ROND ZWART VOOR BUIS 40X1.5/2.5 INSERT CAP ROUND BLACK FOR TUBE 40X1.5/2.5 EINSATZKAPPE RUND SCHWARZ FÜR SCHLAUCH 40X1.5/2.5 INSERT COUVERCLE ROND NOIR POUR TUBE 40X1.5 / 2.5
	56DOP036	INSTEKTOP ROND ZWART VOOR BUIS 28X1.5 INSERT CAP ROUND BLACK FOR TUBE 28X1.5 EINSATZKAPPE RUND SCHWARZ FÜR SCHLAUCH 28X1.5 INSERT COUVERCLE ROND NOIR POUR TUBE 28X1.5
	59RX005	RONDE RUBBER (DEURSTOP) DIAMETER =30 HOOGTE=18 DIAMETER AS=6 ROUND RUBBER (DOOR STOP) DIAMETER = 30 HEIGHT = 18 AXIS DIAMETER = 6 RUNDER GUMMI (TÜRSTOPPER) DURCHMESSER = 30 HÖHE = 18 ACHSEN-DURCHMESSER = 6 CAOUTCHOUC ROND (ARRÊT DE PORTE) DIAMÈTRE = 30 HAUTEUR = 18 AXE DIAMÈTRE = 6
	61BVA003	VANGKABEL (LENGTE=1060MM) CATCH CABLE RIEGEL-KABEL CABLE DE CAPTURE
	67GRK023	OPBERGKIST RVS UITGEVOERD MAT; AFMETINGEN 1000X500X500MM (INCL. SLOTEN) STORAGE BOX MATTE STAINLESS STEEL VERSION; DIMENSIONS 1000X500X500MM (INCL. LOCKS) AUFBEWAHRUNGSBOX MATT EDELSTAHL VERSION; MAßE 1000X500X500MM (INKL. SCHLÖSSER) BOÎTE DE RANGEMENT MATTE VERSION EN ACIER INOXYDABLE; DIMENSIONS 1000X500X500MM (VERROUILLAGES INCLUS)

	Article	Description
	67GRK057	<p>KIST RVS HOOGGLANS; 700X500X500 (2 T-DROP SLOTEN + MET GASVEREN)</p> <p>CASE STAINLESS STEEL GLOSS; 700X500X500 (2 T-DROP LOCKS + WITH GAS SPRINGS)</p> <p>GEHÄUSE EDEL STAHL GLANZ; 700X500X500 (2 T-DROP SCHLÖSSER + MIT GASFEDERN)</p> <p>ÉTUI EN ACIER INOXYDABLE BRILLANT; 700X500X500 (2 T-DROP LOCKS + AVEC RESSORTS À GAZ)</p>
	67GRK058	<p>KIST RVS HOOGGLANS; 1000X500X500 (2 T-DROPSLOTEN + 2 GASVEREN)</p> <p>CASE STAINLESS STEEL GLOSS; 1000X500X500 (2 T-DROP LOCKS + 2 GAS SPRINGS)</p> <p>GEHÄUSE EDEL STAHL GLANZ; 1000X500X500 (2 T-DROP SCHLÖSSER + 2 GASFEDERN)</p> <p>ÉTUI EN ACIER INOXYDABLE BRILLANT; 1000X500X500 (2 SERRURES DE T-DROP + 2 RESSORTS DE GAZ)</p>
	67HGR003	<p>HANDGREEP, PUR, 250 X 170</p> <p>HAND GRIP, PUR, 250 X 170</p> <p>HANDGRIFF, PUR, 250 X 170</p> <p>POIGNEE A MAIN, PUR, 250 X 170</p>
	67MKB028	<p>HOUDER VOOR MARKERINGSBORD / PLAAT-ALUMINIUM</p> <p>HOLDER FOR MARKING SIGN / PLATE ALUMINIUM</p> <p>HALTERUNG FÜR KENNZEICHNUNGS-SCHILD/-PLATTE ALUMINIUM</p> <p>SUPPORT DE SIGNE DE MARQUAGE / PLAQUE ALUMINIUM</p>
	74IKP007	<p>INSTEK INSCHROEFKOPPELING, RECHT DRM 8,R 1/4"K</p> <p>INSERTION SCREW-IN COUPLING, RIGHT DRM 8,R 1/4"K</p> <p>EINFÜHR EINSCHRAUB KUPPLUNG, RECHTS DRM 8,R 1/4"K</p> <p>RACCORD À VIS À INSERTION DROITE DRM 8, R 1/4 "K</p>
	84CTW010	<p>TWIST-LOCK VERZINKT JOST VA 01 SKV</p> <p>TWIST-LOCK GALVANIZED JOST VA 01 SKV</p> <p>DREHRIEGEL GALVANISIERT JOST VA 01 SKV</p> <p>VERROU TOURNANT GALVANISÉ JOST VA 01 SKV</p>
	84CTW019	<p>TWIST-LOCK UITNEEMBAAR JOST FD 02 SK-RV</p> <p>TWIST-LOCK REMOVABLE JOST FD 02 SK-RV</p> <p>DREHRIEGEL ABNEHMBAAR JOST FD 02 SK-RV</p> <p>VERROU TOURNANT INTERCHANGEABLE JOST FD 02 SK-RV</p>

	Article	Description
	84CTW020	<p>TWIST-LOCK HUIS VOOR JOST FD 02 SK</p> <p>TWIST-LOCK HOUSING FOR JOST FD 02 SK</p> <p>DREHRIEGEL GEHÄUSE FÜR JOST FD 02 SK</p> <p>BOITIER VERROU TOURNANT POUR JOST FD 02 SK</p>
	84DIV015	<p>HINGE POINT M-16X1.5 FOR BOOTS</p> <p>HINGE POINT M-16X 1.5 FOR BOOTS</p> <p>SCHARNIERPUNKT M-16X 1,5 FÜR STIEFEL</p> <p>POINT CHARNIÈRE M-16X 1,5 POUR BOTTES</p>
	84GSV001	<p>GASVEER L=500 (UIT) KOERS=200 F= 250 N</p> <p>GAS SPRING L=500 (OUTPUT) RATE =200 F= 250 N</p> <p>GASFEDER L=500 (OUTPUT) RATE =200 F= 250 N</p> <p>RESSORT GAZ L = 500 (SORTIE) TAUX = 200 F = 250 N</p>
	84GSV002	<p>GASVEER L=500 (UIT) KOERS=200 F= 500 N (MET OOG EN ANDERE KANT RECHT KOGELGEWR.)</p> <p>GAS SPRING L=500 (OUTPUT) RATE =200 F= 500 N (WITH EYE AND OTHER SIDE RIGHT BALL JOINT)</p> <p>GASFEDER L=500 (OUTPUT) RATE =200 F= 500 N (MIT ÖSE UND AUF ANDERER SEITE RECHTS KUGELGELENK)</p> <p>RESSORT DE GAZ L = 500 (SORTIE) VITESSE = 200 F = 500 N (AVEC OEILLET ET JOINT A ROTULE)</p>
	84GSV003	<p>GASVEER L=500 (UIT) KOERS=200 F= 700 N (MET OOG EN ANDERE ZIJDE RECHT KOGELGEWRICHT)</p> <p>GAS SPRING L = 500 (OFF) COURSE = 200 F = 700 N (WITH EYE AND OTHER SIDE STRAIGHT BALL JOINT)</p> <p>GASFEDER L = 500 (AUS) KURS = 200 F = 700 N (MIT ÖSE UND ANDERER SEITEN GERADER KUGELGELENK)</p> <p>RESSORT DE GAZ L = 500 (OFF) COURSE = 200 F = 700 N (AVEC L'OEIL ET L'AUTRE JOINT DE BOULE DROITE DE CÔTÉ)</p>
	84GSV006	<p>GASVEER L=520 (UIT) KOERS=200 F= 500 N (INCL. VOOR EN ACHTER KOGELGEWRICHT)</p> <p>GAS SPRING L=520 (OUTPUT) RATE =200 F= 500 N (INCL. FRONT AND BACK BALL JOINT)</p> <p>GASFEDER L=520 (OUTPUT) RATE =200 F= 500 N (INKL. KUGELGELENK VORNE UND HINTEN)</p> <p>RESSORT DE GAZ L = 520 (SORTIE) VITESSE = 200 F = 500 N (Y COMPRIS JOINT A ROTULE AVANT ET ARRIÈRE)</p>

	Article	Description
	84GSV007	<p>GASVEER L=520 (UIT) KOERS=200 F= 700 N (INCL. VOOR EN ACHTER KOGELGEWRICHT)</p> <p>GAS SPRING L=520 (OUTPUT) RATE =200 F= 700 N (INCL. FRONT AND BACK BALL JOINT)</p> <p>GASFEDER L=520 (OUTPUT) RATE =200 F= 700 N (INKL. KUGELGELENK VORNE UND HINTEN)</p> <p>RESSORT DE GAZ L = 520 (SORTIE) TAUX = 200 F = 700 N (Y COMPRIS JOINT A ROTULE AVANT ET ARRIÈRE)</p>
	84GSV031	<p>GASVEER L=538 (UIT) KOERS=200 F= 1200 N (incl. kogelgewrichten)</p> <p>GAS SPRING L = 538 (OFF) COURSE = 200 F = 1200 N (INCL. BALL JOINTS)</p> <p>GASFEDER L = 538 (AUS) COURSE = 200 F = 1200 N (INKL. KUGELGELENKE)</p> <p>RESSORT DE GAZ L = 538 (OFF) COURS = 200 F = 1200 N (Y COMPRIS LES ROTULES)</p>
	84GSV035	<p>GASVEER L=275 (UIT) KOERS=100 F= 400 N</p> <p>GAS SPRING L=275 (OUTPUT) RATE =100 F= 400 N</p> <p>GASFEDER L=275 (OUTPUT) RATE =100 F= 400 N</p> <p>RESSORT GAZ L = 275 (SORTIE) TAUX = 100 F = 400 N</p>
	84SLO008	<p>SLOT VIERKANT KLEIN MODEL (INOX / 100X19)</p> <p>LOCK SQUARE SMALL MODEL (INOX / 100X19)</p> <p>SCHLOSS QUADRATISCH KLEINES MODELL (INOX / 100X19)</p> <p>CADENAS DE SURETE PETIT MODÈLE (INOX / 100X19)</p>
	84SLO014	<p>SLOT,VIERKANT,KLEIN MODEL,INOX ,100X19 (STEEK GATEN=80 MM LINKSE UITVOERING)</p> <p>LOCK, SQUARE, SMALL MODEL, INOX, 100X19 (INSERT HOLES = 80 MM LEFT-HAND VERSION)</p> <p>SCHLOSS, QUADRATISCH, KLEINMODELL, INOX, 100X19 (EINLEGE BOHRUNGEN = 80 MM LINKS-HAND-AUSFÜHRUNG)</p> <p>SERRURE, CARRÉ, PETIT MODÈLE, INOX, 100X19 (INSERT HOLES = 80 MM VERSION GAUCHE)</p>
	84SLU112	<p>KRUK MET SLEUTEL, RIMBOX GEREEDSCHAPSKIST</p> <p>HANDLE WITH KEY, RIM BOX TOOL CHEST</p> <p>GRIFF MIT SCHLÜSSEL, FELGEN BOX WERKZEUGKASTEN</p> <p>POIGNÉE AVEC CLÉ, COFFRE À OUTILS RIM BOX</p>
	84SLU141	<p>MOTORKAPHAAK SET, GROOT, COMPLEET</p> <p>BONNET HOOK SET, LARGE, COMPLETE</p> <p>BONNET HOOK SET, GROß, KOMPLETT</p> <p>ENSEMBLE CROCHET DE BONNET, GRAND, COMPLET</p>

	Article	Description
	84SLU150	<p>DEURSLOT MET SLEUTEL, RVS, INBOUW (DIEPTE INSTELBAAR H20-H52)</p> <p>DOOR LOCK WITH KEY, STAINLESS STEEL, BUILT-IN (ADJUSTABLE DEPTH H20-H52)</p> <p>TÜRSCHLOSS MIT SCHLÜSSEL, EDELSTAHL, EINGEBAUT (ANPASSBARE TIEFE H20-H52)</p> <p>VERROU DE PORTE AVEC CLÉ EN ACIER INOXYDABLE INTÉGRÉ (PROFONDEUR AJUSTABLE H20-H52)</p>
	91CLA045	<p>PIJPHOUDER NW 40, DIN, RVS, MET DRAADAS M10</p> <p>PIPE HOLDER NW 40, DIN, STAINLESS STEEL, WITH WIRES M10</p> <p>ROHRHALTER NW 40, DIN, EDELSTAHL, MIT DRÄHTEN M10</p> <p>PORTE-PIPE NW 40, DIN, ACIER INOX, AVEC FILS M10</p>

	Article	Description
	65BSP007	REMSPIRAAL,GEEL 20 WIN.2 X KOPPEL. M 16X1,5 BRAKE SPIRAL, YELLOW 20 WIN.2 X COUPLING. M 16X1.5 BREMSSPIRALE, GELB 20 WIN.2 X KUPPLUNG. M 16X1.5 SPIRALE DE FREIN, JAUNE 20 WIN.2 X RACCORD. M 16X1.5
	65BSP008	REMSPIRAAL,ROOD,20 WIN.2 X KOPPEL. M 16X1,5 BRAKE SPIRAL, RED, 20 WIN.2 X COUPLING. M 16X1.5 BREMSSPIRALE, ROT, 20 WIN.2 X KUPPLUNG. M 16X1.5 SPIRALE DE FREIN, ROUGE, 20 WIN.2 X RACCORD. M 16X1.5
	65LBE001	HOOGTEREGELAAR BEVESTIGING HEIGHT REGULATOR ATTACHMENT HÖHENREGLER-BEFESTIGUNG ATTACHMENT DE RÉGULATEUR DE HAUTEUR
	65LHD003	6/5 WEGVENTIEL WABCO - HEFFEN / DALEN ROTARY SLIDE VALVE DREHSCHIEBERVENTIL VALVE
	65LHD009	HEF-DAALVENTIEL COLAS + RTR-PUSH IN - DIN BAJ LIFT-LOWER VALVE COLAS + RTR-PUSH IN - DIN BAJ LIFT-LOWER VENTIL COLAS + RTR-PUSH IN - DIN BAJ VALVE INFÉRIEURE COLAS + RTR-PUSH IN - DIN BAJ
	65LHD012	HEF-DAALVENTIEL E-TASC VOORGEMONTEERD TRAILER AIR SUSPENSION CONTROL REGELVENTIL FUER ANHAENGER-LUF VALVE ETASC POUR TUBE 9/12
	65LHR001	HOOGTEREGELAAR WABCO LEVELING VALVE LUFTFEDERVENTIL VALVE DE NIVELLEMENT

	Article	Description
	65LHR010	<p>HOOGTEREGELAAR MET PUSH-IN 380 L / MIN.</p> <p>HEIGHT REGULATOR WITH PUSH-IN 380 L/MIN.</p> <p>HÖHENREGLER MIT PUSH-IN 380 L/MIN.</p> <p>RÉGULATEUR DE HAUTEUR AVEC POUSSÉE DE 380 L / MIN.</p>
	65LHR012	<p>HOOGTEREGELAAR MET PUSH-IN 610 LTR/MIN</p> <p>HEIGHT REGULATOR WITH PUSH-IN 610 LITER/MIN</p> <p>HÖHENREGLER MIT PUSH-IN 610 LITER/MIN</p> <p>RÉGULATEUR DE HAUTEUR AVEC POUSSÉE 610 LITRES / MIN</p>
	65LHR014	<p>HOOGTEREGELAAR NULPUNTVERSTELLING PUSH-IN (HALDEX 612 046 211)</p> <p>HEIGHT REGULATOR NULL POINT ADJUSTMENT PUSH-IN (HALDEX 612 046 211)</p> <p>HÖHENREGLER NULL-ZEIGER-ANPASSUNG PUSH-IN (HALDEX 612 046 211)</p> <p>RÉGLAGE DU POINT NULL DU RÉGULATEUR DE HAUTEUR (HALDEX 612 046 211)</p>
	65LHR017	<p>HOOGTEREGELAAR MET SPER MET KOPPELINGEN</p> <p>CHASSIS LEVELLING VALVE+CUT-OFF</p> <p>NIVEAUREGELVENTIL</p> <p>CHASSIS LEVELLING VALVE</p>
	65LLA009	<p>LIFTASKLEP ELEKTRISCH 1-KRINGS (463 084 031 0)</p> <p>LIFT AXLE CONTROL VALVE</p> <p>LIFTACHS-STEUVVENTIL</p> <p>VRE ELECTRIQUE</p>
	65LLA012	<p>LIFTASKLEP LACV-IC IMPULSGESTUURD (WABCO 463 084 100 0)</p> <p>LIFT AXLE CONTROL VALVE</p> <p>LIFTACHSSTEUVENTIL</p> <p>VALVE (CONTROLE) ESSIEU LEVABL</p>
	65LLA014	<p>LIFTAS KLEP ILAS-E+ - BAJ. PUSH IN 6 POORTEN</p> <p>LIFT AXIS VALVE ILAS-E + - BAJ. PUSH IN 6-HOLE</p> <p>HUBACHSENVENTIL ILAS-E + - BAJ. PUSH-IN 6-LOCH</p> <p>SOUPAPE AXE DE LEVAGE ILAS-E + - BAJ. PUSH-IN 6 TROUS</p>

	Article	Description
	65M32002	3/2 WEGVENTIEL EUROPA 3/2 DIRECTIONAL CONTROL VALVE EUROPE 3/2 WEGVENTIL EUROPA 3/2 SOUPAPE DE COMMANDE DIRECTIONNELLE EUROPE
	65M32004	3/2 WEGKLEP 3/2 DIRECTIONAL CONTROL VALVE 3/2-WEGEVENTIL VALVE DE COMMANDE
	65M32096	3/2 MAGNEETKLEP (BELUCHTEND) DIN BAJONET (472 172 606 0) 3/2 SOLENOID VALVE 3/2-WEGE-MAGNETVENTIL ELECTRO VALVE
	65MDI064	SNELONTLUCHTINGSKLEP MET VERSTERKTE MEMBRAAN QUICK VENT VALVE WITH REINFORCED MEMBRANE SCHNELL ENTLÜFTUNGSVENTIL MIT VERSTÄRKTER MEMBRAN SOUPAPE D'ÉVENT RAPIDE AVEC MEMBRANE RENFORCÉE
	65RCI048	VEERREMCILINDER TROMMEL 24/30 BPW SPRING BRAKE CHAMBER DRUM 24/30 BPW FEDERBREMSE KAMMERTROMMEL 24/30 BPW TAMBOUR DE CHAMBRE DE FREIN DE RESSORT 24/30 EPT
	65REB008	EBS RELAISVENTIEL (WABCO 480 207 001 0) EBS-RELAY VALVE EBS-RELAISVENTIL VALVE RELAIS EBS
	65REB093	PREV VENTIEL MET KOPPELINGEN 8 MM PARK RELEASE EMERGENCY VALVE PARK-/LOESE-SICHERHEITSVENTIL VALVE D'URGENCE ET DESSERRAGE

	Article	Description
	65REB109	TRCM VENTIEL MET KOPPELINGEN 8 MM - HALDEX TRCM VALVE WITH COUPLINGS 8 MM - HALDEX TRCM VENTIL MIT KUPPLUNGEN 8 MM - HALDEX VALVE TRCM AVEC RACCORDEMENTS 8 MM - HALDEX
	65RFI002	LEIDINGSFILTER M22 X 1,5 PIPE FILTER M22 X 1.5 ROHRFILTER M22 X 1.5 FILTRE DE TUYAU M22 X 1.5
	65RFI007	ONTLUCHTINGSFILTER M22 X 1,5 VENT FILTER M22 X 1.5 ENTLÜFTUNGS FILTER M22 X 1,5 FILTRE D'ÉVENT M22 X 1,5
	65RKE018	ONTWATERINGSVENTIEL, AUTOMATISCH (315 016 001) DRAINAGE VALVE, AUTOMATIC (315 016 001) ABLASSVENTIL, AUTOMATIC (315 016 001) VALVE DE DRAINAGE, AUTOMATIQUE (315 016 001)
	65RKS019	KOPPELSTUK ISO 1728 ROOD MET FILTER EN MOER COUPLER PIECE ISO 1728 RED WITH FILTER AND NUT VERBINDUNGSSTÜCK ISO 1728 ROT MIT FILTER UND MUTTER PIECE DE RACORDEMENT ISO 1728 ROUGE AVEC FILTRE ET ECROU
	65RKS020	KOPPELSTUK ISO 1728 GEEL MET FILTER, MOER COUPLER PIECE ISO 1728 YELLOW WITH FILTER, NUT VERBINDUNGSSTÜCK ISO 1728 GELB MIT FILTER, MUTTER PIECE DE RACORDEMENT ISO 1728 JAUNE AVEC FILTRE, ECROU
	65RPK004	ONTLUCHTINGSKRAAN MET METALEN HENDEL VENTILATION TAP WITH METAL HANDLE ENTLÜFTUNGSHAHN MIT METALLGRIFF ROBINET DE VENTILATION AVEC POIGNÉE MÉTALLIQUE

	Article	Description
	65RPK032	SNELLOSVENTIEL 4XM16 + WISSELKLEP WABCO QUICK RELEASE VALVE SCHNELLOESEVENTIL QRV AVEC DVA INTERREE S/P
	65RRK007	OVERSTROOMKLEP OR 6,0 BAR CHARGING VALVE -Q UEBERSTROEMVENTIL VALVE BARRAGE
	65RRK017	DRUKBEGRENZINGSKLEP 6.0 BAR (475 015 501 0) PRESSURE LIMITING VALVE DRUCKBEGRENZUNGSVENTIL VALVE LIMITATION
	65SET063	KIT 3/2 WEGVENTIEL MET TERUGSLAGKLEP KIT 3/2 DIRECTIONAL CONTROL VALVE WITH NON-RETURN VALVE KIT 3/2 WEGEVENTIL MIT RÜCKSCHLAGVENTIL KIT 3/2 VALVE DE COMMANDE DIRECTIONNELLE AVEC SOUPAPE
	65SET065	KIT SNELLOS + MANIFOLD + KOPPELINGEN + STOP KIT QUICK RELEASE + MANIFOLD + COUPLINGS + STOP KIT SCHNELLSpanNER + VERTEILER + KUPPLUNGEN + STOP KIT DÉMARRAGE RAPIDE + COLLECTEUR + RACCORDS + ARRÊT
	65SET066	KIT SNELLOS + MANIFOLD + KOPPELINGEN KIT QUICK RELEASE + MANIFOLD + COUPLINGS KIT SCHNELLSpanNER + VERTEILER + KUPPLUNGEN KIT DÉMARRAGE RAPIDE + COLLECTEUR + RACCORDS
	74DIV019	VERDEELBLOK 1X5 AANSL. M16X1,5 ALUMINIUM RECHTSCHTHOEK DISTRIBUTION BLOCK 1X5 CONN. M16X1.5 ALUMINIUM RIGHT ANGLE VERTEILERBSCHLOSS 1X5 CONN. M16X1.5 ALUMINIUM RECHTER WINKEL BLOC DE DISTRIBUTION 1X5 CONN. M16X1.5 ANGLE DROIT EN ALUMINIUM

	Article	Description
	74DIV021	<p>VERDEELBLOK 2X5 AANSL. KOPPELINGEN 8X1 SIRIT</p> <p>DISTRIBUTION BLOCK 2X5 CONN. COUPLINGS 8X1 SIRIT</p> <p>VERTEILERBSCHLOSS 2X5 CONN. KUPPLUNGEN 8X1 SIRIT</p> <p>BLOC DE DISTRIBUTION 2X5 CONN. RACCORDS 8X1 SIRIT</p>
	74REM022	<p>ONTWATERINGSVENTIEL MANUEEL M22X1,5</p> <p>DRAINAGE VALVE MANUAL M22X1,5</p> <p>ABLASSVENTIL MANUELL M22X1,5</p> <p>VANNE DE DRAINAGE MANUEL M22X1,5</p>

	Article	Description
	65LEC003	HEFBOOM ECAS HOOGTESENSOR (WABCO 441 050 718 2) LEVER HEBEL ECAS LEVIER CAPTEUR
	65LEC011	BEDIENINGSBOX ECAS HEFFEN EN DALEN (446 156 010 0) CONTROL BOX ECAS LIFTING AND LOWERING (446 156 010 0) CONTROL BOX ECAS LIFTING AND LOWERING (446 156 010 0) BOÎTIER DE CONTRÔLE ECAS LEVAGE ET ABAISSEMENT (446 156 010 0)
	65LEC016	ECAS WEGSENSOR (441 050 100 0) DISTANCE SENSOR WEGSENSOR CAPTEUR DE DEPLACEMENT
	65M32062	MAGNEETVENTIEL (NG)- 3/2 , 24VDC EEX M II T4 MAGNETIC VALVE (NG) - 3/2, 24VDC EEX M II T4 MAGNETVENTIL (NG) - 3/2, 24VDC EEX M II T4 VALVE MAGNÉTIQUE (NG) - 3/2, 24VDC EEX M II T4
	65M53003	5/3 WEGVENTIEL ELEKTRISCH BEDIEND 1/8" 5/3 DIRECTIONAL CONTROL VALVE ELECTRICALLY OPERATED 1/8" 5/3 WEGEVENTIL ELEKTRISCH BETRIEBEN 1/8" SOUPAPE 5/3 DE COMMANDE DIRECTIONNELLE ÉLECTRIQUE 1/8 "
	65REB003	DRUKSENSOR (WABCO 441 044 102 0) ECAS-PRESSURE SENSOR, CVS DRUCKSENSOR CAPTEUR DE PRESSION ECAS
	65REB004	EBS VOEDINGSKABEL STEKDOOS12 MTR. EBS POWER CABLE SOCKET 12 MTR. EBS NETZKABELBUCHSE 12 METER CABLE PRISE ALIMENTATION EBS 12 MTR.

	Article	Description
	65REB023	EBS SENSORKABEL 3METER EBS SENSOR CABLE 3METRE EBS SENSORKABEL 3 METER CABLE DE CAPTEUR EBS 3METRE
	65REB040	EBS D0 MODULATOR MAX. 4S/3M RSS EBS D0 MODULATOR MAX. 4S/3M RSS EBS D0 MODULATOR MAX. 4S/3M RSS EBS D0 MODULATEUR MAX. 4S / 3M RSS
	65REB091	SMARTBOARD NIET ADR (WABCO 446 192 110 0) ECU SMART BOARD ECU SMART BOARD ECU SMARTBOARD
	65REB092	EBS-E MODULATOR WABCO 4S/3M PREMIUM PEM (480 102 063 0) EBS-TRAILER MODULATOR 24 VOLT EBS-TRAILER MODULATOR 24 VOLT EBS-TRAILER MODULATEUR 24 VOLT
	65REB094	EBS-E VOEDINGSKABEL ISO 7638 STEKDOOS 12 MTR. SUPPLY CABLE VERSORGUNGSKABEL CABLE
	65REB096	EBS-E SENSORKABEL 3 MTR. CABLE WITH SOCKET KABEL MIT GERAETESTECKDOSE PROLONGATEUR ABS
	65REB101	SMARTBOARD ADR (WABCO 446 192 111 0) ECU SMART BOARD SMART BOARD ADR SMART BOARD ADR

	Article	Description
	65REB104	EBS-E MODULATOR 2S/2M STANDAARD PEM WABCO EBS-TRAILER MODULATOR 24 VOLT EBS-TRAILER MODULATOR 24 VOLT EBS-TRAILER MODULATOR 24 VOLT
	65REB106	EBS-E LIFTAS, RTR KABEL DIN BAJ. 4 MTR. (WABCO 449 443 040 0) CABLE WITH SOCKET KABEL MIT GERAETESTECKDOSE CABLE AVEC PRISE
	65REB176	24N BACKUP KABEL 6 MTR PVC-ADR 24N BACKUP CABLE 6 MTR PVC ADR 24N ERSATZKABEL 6 MTR PVC ADR CABLE DE RECHANGE 24N 6 MTR PVC ADR
	65REB192	EBS-E VERBINDINGSKABEL 12 MTR. BAJ. EBS-E CONNECTION CABLE 12 METER BAJONET EBS-E ANSCHLUSSKABEL 12 MTR. BAJ. EBS-E CÂBLE DE CONNEXION 12 METER BAJONET
	65REB193	EBS VOEDINGSKABEL ISO 7638 STEKDOOS 0.3M BAJ. (WABCO 449 133 003 0) CABLE WITH ABS-SOCKET KABEL MIT ABS-STECKDOSE CABLE
	65REB196	MODULATOR EB+ 2M GEN3 / 5 AUX-STAB-KOPP MODULATOR EB + 2M GEN3 / 5 AUX-STAB-COUP MODULATOR EB + 2M GEN3 / 5 AUX-STAB-COUP MODULATEUR EB + 2M GEN3 / 5 AUX-STAB-COUP
	65RTC025	AKOESTISCHE SIGNALERING / ZOEMER BUZZER --TRAILER RUECKFAHRWARNER TAILGUARD BUZZER

	Article	Description
	65RTC026	<p>SENSOR LOOPREK BEVEILIGING - 15GRADEN</p> <p>SENSOR --ULTRASONIC</p> <p>ULTRASONIC SENSOR 15 GRAD</p> <p>CAPTEUR ULTRASONIQUE</p>
	66KAA006	<p>AARDINGSHASPEL TYPE EGLI (GEEL PLASTIC KAP, INCL 8M KABEL)</p> <p>GROUNDING REEL TYPE EGLI (YELLOW PLASTIC CAP, INCL 8M CABLE)</p> <p>ERDUNGSSPULE TYP EGLI (GELBE PLASTIKKAPPE, INKL 8M KABEL)</p> <p>MISE A LA TERRE, TYPE EGLI (CAPUCHON EN PLASTIQUE JAUNE, INCL 8M CABLE)</p>
	66KAK003	<p>KLEMMENSTROOK 16 POLIG</p> <p>CLAMP STRIP 16 PIN</p> <p>KLEMMLEISTE 16 PIN</p> <p>BANDE PINCE 16 PIN</p>
	66KAK138	<p>STOP VOOR KETTING ZIJVERLICHTING 3P AANSL.</p> <p>STOPPER FOR CHAIN ZIJVERLICHTING 3P CONNECTION</p> <p>STOPFEN FÜR KETTE ZIJVERLICHTING 3P CONN.</p> <p>BOUCHON POUR CHAÎNE ZIJVERLICHTING 3P CONN.</p>
	66KAS003	<p>SPIRAALKABEL 3-ADER 3X1,5 MM2 L=4,0 METER / 44 WINDINGEN (ADER KLEUREN : BRUIN / BLAUW / GEEL-GROEN)</p> <p>SPIRAL CABLE 3-WIRE 3X1.5 MM2 L = 4.0 METRES/ 44 WINDS (WIRE COLOURS: BROWN/BLUE/YELLOW-GREEN)</p> <p>SPIRAALKABEL 3-DRÄHTIG 3X1.5 MM2 L = 4.0 METER/ 44 WINDUNGEN (DRAHTFARBEN: BRAUN/BLAU/GELB-GRÜN)</p> <p>CÂBLE À SPIRALE 3 FILS 3X1,5 MM2 L = 4,0 MÈTRES / 44 VENTS (COULEURS FILAIRES: MARRON / BLEU / JAUNE-VERT)</p>
	66KAV004	<p>KABEL 3000 MM VOOR EUROPOINT (LINKS) ADR</p> <p>CABLE 3000 MM FOR EUROPOINT (LEFT) ADR</p> <p>KABEL 3000 MM FÜR EUROPOINT (LINKS) ADR</p> <p>CABLE 3000 MM POUR EUROPOINT (GAUCHE) ADR</p>
	66KAV005	<p>KABEL 3000 MM VOOR EUROPOINT (RECHTS) ADR</p> <p>CABLE 3000 MM FOR EUROPOINT (RIGHT) ADR</p> <p>KABEL 3000 MM FÜR EUROPOINT (RECHTS) ADR</p> <p>CABLE 3000 MM POUR EUROPOINT (DROITE) ADR</p>

	Article	Description
	66KAV010	P&R VLAKKABEL 17METER - ADR P&R FLAT CABLE 17METRES - ADR P&R FLACHKABEL 17 METER - ADR CABLE PLAT P & R 17METRES - ADR
	66KAV051	VOEDINGSKABEL 15 POLIG - ADR-600MM-ASS3 (53-6768-007) 15-PIN POWER CABLE-ADR-600MM-ASS3 (53-6768-007) 15-POLIGES STROMKABEL-ADR-600MM-ASS3 (53-6768-007) CÂBLE D'ALIMENTATION 15 BROCHES-ADR-600MM-ASS3 (53-6768-007)
	66KAV056	VOEDINGSDOOS 24N+24S+15P -ADR-600MM-ASS3 - ASPOCK SUPPLY BOX 24N +24S +15P-ADR-600MM-ASS3 - ASPOCK VERSORGUNGSKASTEN 24N +24S +15P-ADR-600MM-ASS3 - ASPOCK BOÎTE D'ALIMENTATION 24N + 24S + 15P-ADR-600MM-ASS3 - ASPOCK
	66KAV058	VOEDINGSKABEL 24N+24S -ADR-600MM-ASS3 POWER CABLE 24N + 24S-ADR-600MM-ASS3 STROMKABEL 24N + 24S-ADR-600MM-ASS3 CÂBLE D'ALIMENTATION 24N + 24S-ADR-600MM-ASS3
	66KAV060	HOOFDKABEL 15 ADERIG - ADR - 15000 MM - ASS3 MAIN CABLE 15 WIRE - ADR - 15000 MM - ASS3 HAUPTKABEL 15-DRÄHTIG - ADR - 15000 MM - ASS3 CABLE PRINCIPAL 15 FILS - ADR - 15000 MM - ASS3
	66KAV071	KETTING ZIJVERLICHTING MET 3P AANSLUITING - ASPOCK CHAIN SIDE LIGHT WITH 3P CONNECTION - ASPOCK KETTEN-SEITENLEUCHE MIT 3P VERBINDUNG - ASPOCK LUMIÈRE CÔTÉ CHAÎNE AVEC RACCORDEMENT 3P - ASPOCK
	66KAV080	TUSSENKABEL 2X ASS3 + 1X ASS2 (REMLICHT) 66-8892-007 CONNECTING CABLE 2X ASS3 + 1X ASS2 (BRAKE LIGHT) 66-8892-007 VERBINDUNGSKABEL 2X ASS3 + 1X ASS2 (BREMSLICHT) 66-8892-007 CÂBLE DE CONNEXION 2X ASS3 + 1X ASS2 (FEU DE FREIN) 66-8892-007

	Article	Description
	66KAV083	Y-KABEL 3P ASS3 (LENGTE 2X 200MM) Y-CABLE 3P ASS3 (LENGTH 2X 200MM) Y-KABEL 3P ASS3 (LÄNGE 2X 200MM) CABLE Y 3P ASS3 (LONGUEUR 2X 200MM)
	66KAV090	VOEDINGSDOOS 15-POLIG SUPPLY BOX 15-PIN VERSORUNGSKASTEN 15-PIN BOÎTE D'ALIMENTATION 15 BROCHES
	66KDC001	VERBINDINGSDOOS POLYESTER IP 65 KLEUR GRIJS 120 X 122 X 90 MM CONNECTION BOX POLYESTER IP 65 COLOR GRAY 120 X 122 X 90 MM ANSCHLUSSDOSE POLYESTER IP 65 FARBE GRAU 120 X 122 X 90 MM BOÎTE DE CONNEXION POLYESTER IP 65 COULEUR GRIS 120 X 122 X 90 MM
	66KDC002	VERBINDINGSDOOS (GRIJS) POLYESTER IP 65 KLEUR GRIJS 220 X 120 X 90 MM CONNECTING BOX (GREY) POLYESTER IP 65 ANSCHLUSSDOSE (GRAU) POLYESTER IP 65 BOITIER DE CONNEXION (GRIS) POLYESTER IP 65
	66KDC008	VERDEELDOOS ASPOCK DISTRIBUTION BOX ASPOCK VERTEILERKASTEN ASPOCK BOÎTE DE DISTRIBUTION ASPOCK
	66KDC026	VERDEELDOOS ASPOCK - ADR - ASS3 DISTRIBUTION BOX ASPOCK - ADR - ASS3 VERTEILERKASTEN ASPOCK - ADR - ASS3 BOÎTE DE DISTRIBUTION ASPOCK - ADR - ASS3
	66KDC028	VERDEELKABEL ASPOCK ACHTER -ADR 2X2500-ASS3 DISTRIBUTION CABLE ASPOCK REAR -ADR 2X2500-ASS3 VERTEILERKABEL ASPOCK HINTEN -ADR 2X2500-ASS3 CABLE DE DISTRIBUTION ASPOCK ARRIERE -ADR 2X2500-ASS3

	Article	Description
	66KDC029	<p>TUSSENVERDEELDOOS ASPOCK - ADR - ASS3</p> <p>INTERMEDIATE DISTRIBUTION BOX ASPOCK - ADR - ASS3</p> <p>INTERMEDIÄRER VERTEILERKASTEN ASPOCK - ADR - ASS3</p> <p>BOÎTE DE DISTRIBUTION INTERMÉDIAIRE ASPOCK - ADR - ASS3</p>
	66KDC030	<p>VERDEELDOOS ADR 3-KAMER - ASS3</p> <p>DIVIDER ADR 3-ROOM-ASS3</p> <p>DIVIDER ADR 3-ZIMMER-ASS3</p> <p>DIVISEUR ADR 3-ROOM-ASS3</p>
	66KDC062	<p>VERDEELDOOS + LCG2 (75-0310-007)</p> <p>DISTRIBUTION BOX + LCG2 (75-0310-007)</p> <p>VERTEILERKASTEN + LCG2 (75-0310-007)</p> <p>BOÎTE DE DISTRIBUTION + LCG2 (75-0310-007)</p>
	66SCO008	<p>DRAAIKNOP , ZWARTE HENDEL 2 VASTE STANDEN</p> <p>TURN KNOB, BLACK HANDLE 2 FIXED POSITIONS</p> <p>DREHGRIF, SCHWARZER GRIFF 2 FIXE POSITIONEN</p> <p>BOUTON TOURNANT, POIGNÉE NOIR 2 POSITIONS FIXES</p>
	66SCO016	<p>KEUZESCHAKELAAR 0-I, BLIJVEND</p> <p>SELECTION SWITCH 0-I, CONTINUOUS</p> <p>WAHLSCHALTER 0-I, KONTINUÏERLIJCH</p> <p>COMMUTATEUR DE SÉLECTION 0-I, CONTINU</p>
	66STC001	<p>BATTERIJSTEKKER (MANN), TYPE E2 200AMP</p> <p>BATTERY PLUG (MALE), TYPE E2 200 AMP</p> <p>AKKUSTECKER (MÄNNLICH), TYP E2 200 AMPER</p> <p>CONNECTEUR DE BATTERIE (MALE), TYPE E2 200 AMP</p>
	66STC006	<p>STEKKER 3-POLIG HELLA</p> <p>PLUG 3-PIN HELLA</p> <p>STECKER 3-PIN HELLA</p> <p>PLUG HELLA À 3 BROCHES</p>

	Article	Description
	66STC018	STEKKERDOOS 3-POLIG SOCKET BOX 3-PIN STECKDOSENKASTEN 3-PIN BOITIER CONNECTEUR A 3 BROCHES
	66VKC008	KASTVERLICHTING TYPE 569 , KABELINFÜHR W10A CABINET LIGHTING TYPE 569, KABELINFÜHR W10A SCHRANKBELEUCHTUNG TYP 569, KABELINFÜHR W10A ÉCLAIRAGE DE COFFRET TYPE 569, KABELINFÜHR W10A
	66VPO028	P&R HULSE (15-5971-007) P&R HULSE (15-5971-007) P&R HULSE (15-5971-007) P&R HULSE (15-5971-007)
	OND54023	STANDAARD CONTACTELEMENT "S" STANDARD CONTACTELEMENT "S" STANDARD-KONTAKTELEMENT "S" ÉLÉMENT DE CONTACT STANDARD "S"
	OND805053	BEDIENINGS KAST MET 1 GAT CONTROL CABINET WITH 1 HOLE SCHALTSCHRANK MIT 1 LOCH ARMOIRE DE COMMANDE AVEC 1 TROU

	Article	Description
	66VAC054	ACHTERLICHT,6-KAMER MET DRIEHOEK LINKS (VALEO LC7 T4 C 11 C) REAR LIGHT, 6-CHAMBER WITH TRIANGLE LEFT (VALEO LC7 T4 C 11 C) RÜCKLICHT, 6-KAMMERN MIT DREIECK LINKS (VALEO LC7 T4 C 11 C) FEU ARRIÈRE, 6 CHAMBRES AVEC TRIANGLE GAUCHE (VALEO LC7 T4 C 11 C)
	66VAC055	ACHTERLICHT,6-KAMER MET DRIEHOEK RECHTS (VALEO LC7 T4 C 31 C - BURG 66VAL4C31C) REAR LIGHT, 6-CHAMBER WITH TRIANGLE RIGHT (VALEO LC7 T4 C 31 C - BURG 66VAL4C31C) RÜCKLICHT, 6- KAMMERN MIT DREIECK RECHTS (VALEO LC7 T4 C 31 C - BURG 66VAL4C31C) FEU ARRIÈRE, 6 CHAMBRES AVEC TRIANGLE DROIT (VALEO LC7 T4 C 31 C - BURG 66VAL4C31C)
	66VAC058	ACHTERLICHT ECOPOINT LINKS REAR LIGHT ECOPOINT LEFT RÜCKLICHT ECOPOINT LINKS LUMIÈRE ARRIÈRE GAUCHE ECOPOINT
	66VAC059	ACHTERLICHT ECOPOINT RECHTS REAR LIGHT ECOPOINT RIGHT RÜCKLICHT ECOPOINT RECHTS LUMIÈRE ARRIÈRE DROITE ECOPOINT
	66VAC067	ACHTERLICHT LED-ECOPOINT, DRIEHOEK, LINKS REAR LIGHT LED ECOPOINT, TRIANGLE, LEFT RÜCKLICHT LED ECOPOINT, DREIECK, LINKS LED ARRIÈRE, TRIANGLE, GAUCHE ECOPOINT
	66VAC068	ACHTERLICHT LED-ECOPOINT, DRIEHOEK, RECHTS REAR LIGHT LED ECOPOINT, TRIANGLE, RIGHT RÜCKLICHT LED ECOPOINT, DREIECK, RECHTS LED ARRIÈRE, TRIANGLE, DROITE ECOPOINT
	66VAC085	EUROPOINT II LINKS, 1X STANDL. LED EUROPOINT II LEFT, 1X STANDL. LED EUROPOINT II LINKS, 1X STANDL. LED EUROPOINT II GAUCHE, 1X STANDL. LED

	Article	Description
	66VAC086	EUROPOINT II RECHTS, 1X STANDL. LED EUROPOINT II RIGHT, 1X STANDL. LED EUROPOINT II RECHTS, 1X STANDL. LED EUROPOINT II DROITE, 1X STANDL. LED
	66VAC090	3 KAMER LAMP LED ENKEL 24V 3 CHAMBER LIGHT LED SINGLE 24V 3 KAMMERLEUCHTEN LED EINZEL 24V LUMIÈRE LED A 3 CHAMBRES SINGLE 24V
	66VAC100	MISTLAMP LED LED FOG LIGHT LED NEBELLEUCHTE FEU DE BROUILLARD LED
	66VAC101	ACHTERUITRIJLAMP LED REVERSING LED LIGHT RÜCKFAHRLEUCHTE LED LED DE LUMIÈRE ARRIÈRE
	66VAC122	3 KAMER LAMP LED 'DURALED COMBI' ,RECHTHOEK 3 ROOM LAMP LED "DURALED COMBI", RECTANGLE 3 ZIMMER LAMPE LED " DURALED COMBI ", RECHTECK LAMPE 3 PIÈCES LED'DURALED COMBI', RECTANGLE
	66VAC147	MINI LED II - 3K LAMP - OPEN UITEINDE 12/24V MINI LED II-3K LAMP-OPEN END 12/24V MINI LED II-3K LAMPE-OFFENES ENDE 12/24V MINI LED II-3K LAMP-OPEN END 12/24V
	66VAC154	ACHERLICHT EUROPOINT II RECHTS REAR LIGHT EURO POINT II RIGHT RÜCKLEUCHTE EURO POINT II RECHTS FEU ARRIÈRE EURO POINT II DROIT

	Article	Description
	66VAC155	<p>ACHTERLICHT EUROPOINT II LINKS</p> <p>REAR LIGHT EURO POINT II LEFT</p> <p>RÜCKLEUCHTE EURO POINT II LINKS</p> <p>FEU ARRIÈRE EURO POINT II GAUCHE</p>
	66VAC156	<p>MIST + ACHTERUITRIJLAMP LED PG11</p> <p>FOG + BACKUP LIGHT LED PG11</p> <p>NEBEL + ERSATZ LICHT LED PG11</p> <p>FEU DE BROUILLARD + REcul LED PG11</p>
	66VAC164	<p>EUROPOINT III LINKS, MET BREEDTELICHT</p> <p>EUROPOINT III LEFT, WITH WIDTH LIGHT</p> <p>EUROPOINT III LINKS, MIT BREITE LICHT</p> <p>EUROPOINT III GAUCHE, AVEC LUMIÈRE DE LARGEUR</p>
	66VAC165	<p>EUROPOINT III RECHTS, MET BREEDTELICHT</p> <p>EUROPOINT III RIGHT, WITH WIDTH LIGHT</p> <p>EUROPOINT III RECHTS, MIT BREITE LICHT</p> <p>EUROPOINT III DROIT, AVEC LARGEUR DE LARGEUR</p>
	66VAC166	<p>EUROPOINT III LED LINKS, MET BREEDTELICHT (25-7020-707)</p> <p>EUROPOINT III LED LEFT, WITH WIDTH LIGHT (25-7020-707)</p> <p>EUROPOINT III LED LINKS, MIT BREITE LICHT (25-7020-707)</p> <p>EUROPOINT III LED GAUCHE, AVEC LUMIÈRE DE LARGEUR (25-7020-707)</p>
	66VAC167	<p>EUROPOINT III LED RECHTS, MET BREEDTELICHT (25-7420-707)</p> <p>EUROPOINT III LED RIGHT, WITH WIDTH LIGHT (25-7420-707)</p> <p>EUROPOINT III LED RECHTS, MIT BREITE LICHT (25-7420-707)</p> <p>EUROPOINT III LED DROITE, AVEC LUMIERE DE LARGEUR (25-7420-707)</p>
	66VAC171	<p>EUROPOINT III LED LINKS (25-7000-707)</p> <p>EURO POINT III LED LINKS (25-7000-707)</p> <p>EURO POINT III LED LINKS (25-7000-707)</p> <p>EUROPOINT III LED LINKS (25-7000-707)</p>

	Article	Description
	66VAC172	EUROPOINT III LED RECHTS (25-7400-707) EURO POINT III LED RIGHT (25-7400-707) EURO POINT III LED RECHTS (25-7400-707) EURO POINT III LED DROITE (25-7400-707)
	66VAO003	BESCHERMKAP 5-K LAMPEN PROTECTION CAP 5-K LAMPS SCHUTZKAPPE 5-K LAMPEN CAPUCHON DE PROTECTION LAMPES 5-K
	66VAO019	LENS VOOR ACHTERLICHT EUROPOINT II LENS FOR REAR LIGHT EURO POINT II OBJEKTIV FÜR RÜCKLEUCHTE EURO POINT II OBJECTIF POUR LA LUMIÈRE ARRIÈRE EURO POINT II
	66VAO034	LENS VOOR ASPOCK EUROPOINT III RECHTS LENS FOR ASPOCK EUROPOINT III RIGHT OBJEKTIV FÜR ASPOCK EUROPOINT III RECHTS LENTILLE POUR ASPOCK EUROPOINT III DROIT
	66VNC007	KENTEKENPLAATVERLICHTING REGPOINT ADR P&R LICENCE PLATE LIGHT REGPOINT ADR P&R NUMMERSCHILD BELEUCHTUNG REGPOINT ADR P&R ÉCLAIRAGE DE PLAQUE D'IMMATRICULATION REGPOINT ADR P & R
	66VNC009	KENTEKENPLAAT VERLICHTING RECHTSGPOINT LED ADR P&R LICENCE PLATE LIGHTING RIGHT, REGPOINT LED ADR P&R NUMMERSCHILD BELEUCHTUNG RECHTS, REGPOINT LED ADR P&R ÉCLAIRAGE DE PLAQUE D'IMMATRICULATION DROIT, REGPOINT LED ADR P & R
	66VNC018	KENTEKENPL. VERLICHTING REGPOINT ADR ASS3 (36-3007-397) REGISTRATION PLATE. LIGHTING REGPOINT ADR ASS3 (36-3007-397) KENNZEICHEN. BELEUCHTUNG REGPOINT ADR ASS3 (36-3007-397) PLAQUE D'IMMATRICULATION. ECLAIRAGE REGPOINT ADR ASS3 (36-3007-397)

	Article	Description
	66VNC019	KENTEKENPLAATVERLICHTING RECHTS REGPOINT ADR ASS1 LICENCE PLATE LIGHT RIGHT REGPOINT ADR ASS1 NUMMERNSCHILD BELEUCHTUNG RECHTS REGPOINT ADR ASS1 ÉCLAIRAGE DE PLAQUE D'IMMATRICULATION DROIT, REGPOINT ADR ASS1
	66VNC020	KENTEKENPLAAT VERLICHTING REGPOINT LED ADR LICENSE PLATE LIGHTS REGPOINT LED ADR KENNZEICHENBELEUCHTUNG REGPOINT LED ADR LIGHTS PLAQUE D'IMMATRICULATION REGPOINT LED ADR
	66VNC023	KENTEKENPLAAT VERLICHTING REGPOINT II LED LICENCE PLATE LIGHTING REGPOINT II LED NUMMERNSCHILD BELEUCHTUNG REGPOINT II LED ÉCLAIRAGE DE PLAQUE D'IMMATRICULATION REGPOINT II LED
	66VNC024	KENTEKENPL. VERLICHTING REGPOINT II LED LICENCE PL. LIGHTING REGPOINT II LED NUMMERNSCHILD BELEUCHTUNG REGPOINT II LED ÉCLAIRAGE DE PLAQUE D'IMMATRICULATION REGPOINT II LED
	66VPC014	ZIJMARKERINGSLAMP AMBER VALEO FE 94 PDK SIDE MARKING LIGHT AMBER VALEO FE 94 PDK SEITENMARKIERUNGS-LEUCHTE BERNSTEINFARBEN VALEO FE 94 PDK LUMIÈRE DE MARQUAGE LATÉRALE AMBRE VALEO FE 94 PDK
	66VPC015	ZIJMARKERINGSLAMP AMBER SIDE MARKING LIGHT AMBER SEITENMARKIERUNGS-LEUCHTE BERNSTEINFARBEN LUMIÈRE DE MARQUAGE LATÉRALE AMBRE
	66VPC064	ZIJMARKERINGSLICHT LED UNI-POINT ADR 1500MM SIDE MARKING LIGHT LED UNI-POINT ADR 1500MM SEITENMARKIERUNGS-LEUCHTE LED UNI-POINT ADR 1500MM LUMIÈRE DE MARQUAGE LATÉRALE LED UNI-POINT ADR 1500MM

	Article	Description
	66VPC069	ZIJMARKERINGSLAMP LED HELLA SIDE MARKING LIGHT LED HELLA SEITENMARKIERUNGS-LEUCHTE LED HELLA LUMIÈRE DE MARQUAGE LATÉRALE LED HELLA
	66VPC072	POSITIELICHT WIT LED P&R 500 MM ADR UNI-POINT POSITION LIGHT WHITE LED P&R 500 MM ADR UNI-POINT POSITIONSLICHT WEIß LED P&R 500 MM ADR UNI-POINT FEU DE POSITION LED BLANCHE P & R 500 MM ADR UNI-POINT
	66VPC077	ZIJMARKERINGSLICHT LED UNI-POINT ADR 500MM SIDE MARKER LAMP LED UNI-POINT ADR 500MM SEITENMARKIERUNGSLEUCHTE LED UNI-POINT ADR 500MM LAMPE DE MARQUEUR LATÉRAL LED UNI-POINT ADR 500MM
	66VPC078	ZIJMARKERINGSLICHT LED UNI-POINT ADR 1500MM SIDE MARKING LIGHT LED UNI-POINT ADR 1500MM SEITENMARKIERUNGS-LEUCHTE LED UNI-POINT ADR 1500MM LUMIÈRE DE MARQUAGE LATÉRALE LED UNI-POINT ADR 1500MM
	66VPC079	POSITIELICHT WIT LED P&R 500 MM ADR INBOUW POSITION LIGHT WHITE LED P&R 500 MM ADR BUILT-IN POSITIONSLICHT WEIß LED P&R 500 MM ADR EINGEBAUTE FEU DE POSITION LED BLANCHE P & R 500 MM ADR INTEGRE
	66VPC080	BREEDTELICHT LINKS SUPERPOINT II RT/WS ADR WIDTH LIGHT LEFT SUPERPOINT II RT/WS ADR BREITE LICHT LINKS SUPERPOINT II RT/WS ADR LUMIÈRE DE LARGEUR GAUCHE SUPERPOINT II RT / WS ADR
	66VPC081	BREEDTELICHT RECHTS SUPERPOINT II RT/WS ADR WIDTH LIGHT RIGHT SUPERPOINT II RT/WS ADR BREITE LICHT RECHTS SUPERPOINT II RT/WS ADR LUMIÈRE DE LARGEUR DROITE SUPERPOINT II RT / WS ADR

	Article	Description
	66VPC089	POSITIELICHT WIT LED P&R 500MM ADR UNIPOINT POSITION LIGHT WHITE LED P & R 500MM ADR UNIPOINT POSITIONSLICHT WEIß LED P & R 500MM ADR UNIPOINT FEU DE POSITION LED BLANCHE P & R 500 MM ADR UNIPOINT
	66VPC095	BREEDTELICHT LED SUPERPOINT III RT/WS ADR WIDTH LIGHT LED SUPERPOINT III RT/WS ADR BREITE LICHT LED SUPERPOINT III RT/WS ADR LUMIÈRE DE LARGEUR SUPERPOINT III RT / WS ADR
	66VPC096	BREEDTELICHT LED SUPERPOINT III RT/WS ADR WIDTH LIGHT LED SUPERPOINT III RT/WS ADR BREITE LICHT LED SUPERPOINT III RT/WS ADR LUMIÈRE DE LARGEUR SUPERPOINT III RT / WS ADR
	66VPC097	MONTAGESTEUN, RUBBER, VOOR UNIPOINT OP BUIS 42 MOUNTING BRACKET, RUBBER, FOR UNIPOINT ON PIPE 42 HALTERUNG, GUMMI, FÜR UNIPOINT AUF ROHR 42 SUPPORT DE MONTAGE EN CAOUTCHOUC POUR UNIPOINT SUR TUYAU 42
	66VPC107	ZIJMARKERINGSLICHT LED UNI-POINT ADR 1500MM (ZONDER STEUN) SIDE MARKING LIGHT LED UNI-POINT ADR 1500MM (WITHOUT BRACKET) SEITENMARKIERUNGS-LEUCHTE LED UNI-POINT ADR 1500MM (OHNE HALTERUNG) LUMIÈRE DE MARQUAGE LATÉRALE LED UNI-POINT ADR 1500MM (SANS SUPPORT)
	66VPC108	POSITIELICHT WIT LED 1500MM ADR UNIPOINT (ZONDER STEUN) POSITION LIGHT WHITE LED 1500MM ADR UNIPOINT (WITHOUT BRACKET) POSITIONSLICHT WEIß LED 1500MM ADR UNIPOINT (OHNE HALTERUNG) FEU DE POSITION BLANC LED 1500MM ADR UNIPOINT (SANS SUPPORT)
	66VPC125	BREEDTELICHT LED SUPERPOINT III RT/WS ADR - LINKERZIJD (MET BEKABELING) WIDTH LIGHT LED SUPER POINT III RT/WS ADR LEFT (WITH CABLING) BREITE LICHT-LED SUPER PUNKT III RT/WS ADR LINKS (MIT VERKABELUNG) LARGEUR LED SUPER POINT III RT/WS ADR GAUCHE (AVEC CÂBLAGE)

	Article	Description
	66VPC126	BREEDTELICHT LED SUPERPOINT III RT/WS ADR - RECHTERZIJDE (MET BEKABELING) WIDTH LIGHT LED SUPER POINT III RT/WS ADR-RIGHT SIDE (WITH CABLING) BREITE LICHT-LED SUPER POINT III RT/WS ADR-RECHTE SEITE (MIT VERKABELUNG) LARGEUR LED SUPER POINT III RT/WS ADR-CÔTÉ DROIT (AVEC CÂBLAGE)
	66VPC129	ZIJMARKERINGSLICHT LED UNI-POINT ADR 500MM SIDE MARKING LIGHT LED UNI-POINT ADR 500MM SEITENMARKIERUNGS-LEUCHTE LED UNI-POINT ADR 500MM LUMIÈRE DE MARQUAGE LATÉRALE LED UNI-POINT ADR 500MM
	66VPC130	ZIJMARKERINGSLICHT LED UNI-POINT ADR 1500MM SIDE MARKING LIGHT LED UNI-POINT ADR 1500MM SEITENMARKIERUNGS-LEUCHTE LED UNI-POINT ADR 1500MM LUMIÈRE DE MARQUAGE LATÉRALE LED UNI-POINT ADR 1500MM
	66VPC135	ZIJMARKERINGSLICHT LED UNI-POINT ADR 500MM SIDE MARKING LIGHT LED UNI-POINT ADR 500MM SEITENMARKIERUNGS-LEUCHTE LED UNI-POINT ADR 500MM LUMIÈRE DE MARQUAGE LATÉRALE LED UNI-POINT ADR 500MM
	66VPC141	POSITIELICHT WIT LED 500MM ADR UNIPPOINT POSITION LIGHT WHITE LED 500MM ADR UNIPPOINT POSITIONSLICHT WEIß LED 500MM ADR UNIPPOINT FEU DE POSITION BLANC LED 500MM ADR UNIPPOINT
	66VPC148	BREEDTELICHT SUPERPOINT III RT/ WS ADR LINKS WIDTH LIGHT SUPERPOINT III RT/WS ADR LEFT BREITE LICHT SUPERPOINT III RT/WS ADR LINKS LUMIÈRE DE LARGEUR SUPERPOINT III RT / WS GAUCHE
	66VPC149	BREEDTELICHT SUPERPOINT III RT/WS ADR RECHTS WIDTH LIGHT SUPERPOINT III RT/WS ADR RIGHT BREITE LICHT SUPERPOINT III RT/WS ADR RECHTS LUMIÈRE DE LARGEUR SUPERPOINT III RT / WS DROIT

	Article	Description
	66VPC152	BREEDTELICHT SUPERPOINT II RT/WS ADR WIDTH LIGHT SUPERPOINT II RT/WS ADR BREITE LICHT SUPERPOINT II RT/WS ADR LUMIÈRE DE LARGEUR SUPERPOINT II RT / WS
	66VPC155	BREEDTELICHT LED SUPERPOINT LINKS - IV RT/WS ADR WIDTH LIGHT LED SUPERPOINT LEFT - IV RT/WS ADR BREITE LICHT LED SUPERPOINT LINKS - IV RT/WS ADR LUMIÈRE DE LARGEUR LED GAUCHE SUPERPOINT II RT / WS
	66VPC156	BREEDTELICHT LED SUPERPOINT RECHTS - IV RT/WS ADR WIDTH LIGHT LED SUPERPOINT RIGHT - IV RT/WS ADR BREITE LICHT LED SUPERPOINT RECHTS - IV RT/WS ADR LUMIÈRE DE LARGEUR LED DROITE SUPERPOINT II RT / WS
	66VPO029	HOUDER MARKERINGSLAMP UNI POINT 90° HOLDER MARKING LIGHT UNI POINT 90° HALTER MARKIERUNGS-LEUCHTE UNI POINT 90° LUMIÈRE DE MARQUAGE DE SUPPORT UNI POINT 90 °
	66VWC017	WERKLAMP ULTRA BEAM (GEBRUIK 66VWC020) WORK LIGHT ULTRA BEAM (USE 66VWC020) ARBEITSLICHT ULTRA BEAM (66VWC020 NUTZEN) LAMPE DE TRAVAIL ULTRA BEAM (UTILISEZ LA REFERENCE 66VWC020)
	66VWC020	WERKLAMP, ACHTERUITRIJLAMP WORK LIGHT, REVERSE LIGHT ARBEITSLICHT, RÜCKFAHRSCHEINWERFER LUMIÈRE DE TRAVAIL, LUMIÈRE INVERSÉE
	66VWC027	OVAAL LED ACHTERUITRIJLAMP OVAL LED REVERSE LIGHT OVAL LED RÜCKFAHRSCHEINWERFER LED DE REcul OVALE

	Article	Description
	66VWC032	WORKING POINT 1500 LED ACHTERUITRIJLAMP WORKING POINT 1500 LED REVERSE LAMP ARBEITSPUNKT 1500 LED RÜCKFAHRLICHT FEU DE RECOL WORKING POINT 1500 LED
	66VZC019	FLITSLAMP , LED , ORANJE FLASHER LIGHT, LED, ORANGE BLINKERLEUCHTE, LED, ORANGE CLIGNOTANT, LED, ORANGE
	66ZOE002	ACHTERUITRIJ ALARM 24 VOLT (75-0000-007) REVERSE ALARM 24 VOLT (75-0000-007) RÜCKWÄRTSGANG-SUMMER 24 VOLT (75-0000-007) ALARME DE RECOL 24 VOLTS (75-0000-007)
	67BUM033	OPVULBUSJE BEVESTIGING BREEDTELICHT FILL TUBE ATTACHMENT WIDTH LIGHT FÜLLROHR BEFESTIGUNG BREITE LICHT TUBE POUR ATTACHE LUMIERE DE LARGEUR




	Article	Description
	65M2W003	OF-VENTIEL 1/8" (WISSELVENTIEL) OF VALVE 1/8" (EXCHANGE VALVE) OF VENTIL 1/8" (UMSCHALTVENTIL) SOUPAPE OF 1/8 "(VANNE D'ECHANGE)
	65M32015	3/2 KLEP, VOOR PANEELMONTAGE, ZWARTE KNOP 3/2 VALVE, FOR PANEL MOUNTING, BLACK BUTTON 3/2 VENTIL, FÜR TAFELEINBAU, SCHWARZE TASTE VALVE 3/2, POUR MONTAGE SUR PANNEAU, BOUTON NOIR
	65M32081	3/2 SCHUIFVENTIEL 1/8" ROLBEDIEND / VEERRETOUR 3/2 SLIDING VALVE 1/8" WHEEL-OPERATED/SPRING RETURN 3/2 SCHIEBERVENTIL 1/8" RADBETRIEBEN/FEDERRÜCKLAUF 3/2 SOUPAPE COULISSANTE 1/8 " SUR ROUES / RETOUR A RESSORT
	65M32086	3/2 KLEP, REXROTH, LUCHTBEDIEND, VEERRETOUR - 1/8"M. 3/2 VALVE, REXROTH, AIR-OPERATED, SPRING RETURN - 1/8" M. 3/2 VENTIL, REXROTH, LUFTBETRIEBEN, FEDERRÜCKLAUF - 1/8" M. SOUPAPE 3/2, REXROTH, A AIR, RETOUR A RESSORT - 1/8 "M.
	65M32089	3/2 KLEP, 1/8"B, 2 X LUCHTBEDIEND (BISTABEL) 3/2 VALVE, 1/8" B, 2 X AIR-OPERATED (BI-STABLE) 3/2 VENTIL, 1/8" B, 2 X LUFTBETRIEBEN (BI-STABIL) VALVE 3/2, 1/8 "B, 2 X A AIR (BI-STABLE)
	65M42002	SCHAKELAAR - VENTIEL, 4/3-WEG 0-10 BAR SWITCH-VALVE, 4/3-WAY 0-10 BAR SCHALTVENTIL, 4/3-WEGE 0-10 BAR COMMUTATEUR-VALVE, 4/3-WAY 0-10 BAR
	65M52002	5/2 KLEP, G 1/8", LUCHT BEDIEND, VEERRETOUR 5/2 VALVE, G 1/8", AIR-OPERATED, SPRING RETURN 5/2 VENTIL, G 1/8", LUFTBETRIEBEN, FEDERRÜCKLAUF SOUPAPE 5/2, G 1/8 ", A AIR, RETOUR A RESSORT

	Article	Description
	65MDI001	DOORSTROMINGS REGELAAR MET FIJNREGELING (DIAMETER 6 MM) FLOW REGULATOR WITH FINE TUNING (DIAMETER 6 MM) MENGENREGLER MIT FEINABSTIMMUNG (DURCHMESSER 6 MM) RÉGULATEUR DE DEBIT AVEC REGLAGE FIN (DIAMETRE 6 MM)
	65MDI019	DRUKVERKLIKKER, LUCHTDRUKINDICATOR ZWART-ROOD PRESSURE CLICKER, AIR PRESSURE INDICATOR BLACK-RED DRUCK-KLICKEK, LUFTDRUCKANZEIGE SCHWARZ-ROT INDICATEUR DE PRESSION D'AIR NOIR-ROUGE
	65MDI026	OLIE - WATERAFSCHEIDER 1/4" OIL - WATER SEPARATOR 1/4" ÖL-WASSERABSCHIEDER 1/4" SÉPARATEUR D'HUILE-EAU 1/4 "
	65MDI058	DRUKREGELAAR 016802 PRESSURE REGULATOR 016802 DRUCKREGLER 016802 RÉGULATEUR DE PRESSION 016802
	65MDI063	DRUKREGELAAR R21-C2-000 , TRAPLOOS PRESSURE REGULATOR R21-C2-000, STEPLESS DRUCKREGLER R21-C2-000, STUFENLOS RÉGULATEUR DE PRESSION R21-C2-000, PAS
	65MSP003	PNEUMATISCH SNELONLUCHTINGSVENTIEL (LEIDING 6MM) PNEUMATIC FAST AERATION VALVE (PIPE 6MM) PNEUMATISCHES SCHNELL-BELÜFTUNGSVENTIL (ROHR 6MM) SOUPAPE D'AÉRATION RAPIDE PNEUMATIQUE (TUYAU 6MM)
	73BAP033	STUURBLOK, PST 2A, ZWART, HAAR 005070 CONTROL BLOCK, PST 2A, BLACK, HAAR 005070 STEUERBSCHLOSS, PST 2A, SCHWARZ, HAAR 005070 BLOC DE CONTRÔLE, PST 2A, NOIR, HAAR 005070






	Article	Description
	73BAP035	<p>STUURBLOK, PST 4A, ROOD, HAAR 015644</p> <p>CONTROL BLOCK, PST 4A, ROOD, HAAR 015644</p> <p>STEUERBSCHLOSS, PST 4A, ROOD, HAAR 015644</p> <p>BLOC DE CONTRÔLE, PST 4A, ROUGE, CHEVEUX 015644</p>
	73BAP150	<p>EINDBLOK,SET , PE-L+ PE-R (HAAR 1693332)</p> <p>END BLOCK, SET , PE-L+ PE-R (HAAR 1693332)</p> <p>ENDBSCHLOSS, SET, PE-L+ PE-R (HAAR 1693332)</p> <p>BLOC DE FIN, SET, PE-L + PE-R (HAAR 1693332)</p>
	73BDR058	<p>OVERDRUKVENTIEL HEROSE 1 1/2" - 1,8 BAR</p> <p>OVERPRESSURE VALVE HEROSE 1 1/2" - 1,8 BAR</p> <p>ÜBERDRUCKVENTIL HEROSE 1 1/2" - 1,8 BAR</p> <p>SOUPAPE DE SURPRESSION HEROSE 1 1/2 " - 1,8 BAR</p>
	73BDR059	<p>OVERDRUKVENTIEL HEROSE 1 1/2" - 2 BAR - CE</p> <p>OVERPRESSURE VALVE HEROSE 1 1/2" - 2 BAR - CE</p> <p>ÜBERDRUCKVENTIL HEROSE 1 1/2" - 2 BAR - CE</p> <p>SOUPAPE DE SURPRESSION HEROSE 1 1/2 " - 2 BAR - CE</p>
	73BDR112	<p>OVERDRUKVENTIEL NIEZGODKA 1" - 2 BAR (CHROOM-NIKKELSTAAL)</p>
	73BDR130	<p>ROESTVRIJSTAAL KAP VOOR VACUUMVENTIEL UNIACT 2"</p> <p>STAINLESS STEEL CAP FOR VACUUM VALVE UNIACT 2"</p> <p>EDELSTAHL KAPPE FÜR VAKUUMVENTIL UNIACT 2"</p> <p>BOUCHON EN ACIER INOXYDABLE POUR SOUPAPE D'ASPIRATION UNIACT 2 "</p>
	73BDR132	<p>VACUUMVENTIEL FV.UNIACT 2", 1/2"HG (0,016B) - ZONDER KAP</p> <p>VACUUM VALVE FV. UNIACT 2", 1/2" HG (0,016B) – WITHOUT CAP</p> <p>VAKUUMVENTIL FV. UNIACT 2", 1/2" HG (0,016B) – OHNE KAPPE</p> <p>VALVE D'ASPIRATION FV. UNIACT 2 ", 1/2" HG (0,016B) - SANS CAPUCHON</p>

	Article	Description
	73BLL012	PNEUMATISCHE ROLVIBRATOR (4250 NEWTON / 22.000HZ.) PNEUMATIC ROLL VIBRATOR (4250 NEWTON / 22,000HZ) PNEUMATISCHER ROLL-VIBRATOR (4250 NEWTON / 22,000HZ) VIBRATEUR À PISTON PNEUMATIQUE (4250 NEWTON / 22,000HZ)
	73BLL025	GELUIDSDEMPER VOOR ROLVIBRATOR 73BLL012 SOUND DAMPER FOR ROLL VIBRATOR 73BLL012 SCHALLDÄMPFER FÜR ROLLVIBRATOR 73BLL012 AMORTISSEUR DE SON POUR VIBRATEUR DE ROULEMENT 73BLL012
	73BMM006	MANOMETER, 0...10 BAR, D63, G1/4" ONDER MANOMETER, 0...10 BAR, D63, G1/4" UNDER MANOMETER, 0...10 BAR, D63, G1/4" UNTERSEITE MANOMÈTRE, 0 ... 10 BAR, D63, G1 / 4 " BAS
	73BMM010	MANOMETER, 0...4 BAR, D63, G1/4" ONDER MANOMETER, 0...4 BAR, D63, G1/4" UNDER MANOMETER, 0...4 BAR, D63, G1/4" UNTERSEITE MANOMÈTRE, 0 ... 4 BAR, D63, G1 / 4 "BAS
	73BMM012	MANOMETER, 0...400 BAR, D63, G1/4" MET GLYCERINE MANOMETER, 0... 400 BAR, D63, G1/4 "WITH GLYCERINE MANOMETER, 0... 400 BAR, D63, G1/4 "MIT GLYCERIN MANOMÈTRE, 0... 400 BAR, D63, G1/4 "AVEC GLYCÉRINE
	73BMM013	MANOMETER, 0...6 BAR, D63, G1/4" ONDER MANOMETER, 0...6 BAR, D63, G1/4" UNDER MANOMETER, 0...6 BAR, D63, G1/4" UNTERSEITE MANOMÈTRE, 0 ... 6 BAR, D63, G1 / 4 "BAS
	73BMM014	MANOMETER, 0...10 BAR, D63, G1/4" ACHTER (GLYCERINE, PANEELMONTAGE) MANOMETER, 0...10 BAR, D63, G1/4" REAR (GLYCERINE, PANEL MOUNT) MANOMETER, 0...10 BAR, D63, G1/4" RÜCKSEITE (GLYZERIN, TAFELEINBAU) MANOMÈTRE, 0 ... 10 BAR, D63, G1 / 4 "ARRIÈRE (GLYCÉRINE, MONTURE PANNEAU)

	Article	Description
	73BMM029	<p>MANOMETER, 0...4 BAR, D63, G1/4" LINKS</p> <p>MANOMETER, 0... 4 BAR, D63, G1/4 "LEFT</p> <p>MANOMETER, 0... 4 BAR, D63, G1/4 "LEFT</p> <p>MANOMÈTRE, 0... 4 BAR, D63, G1/4 "GAUCHE</p>
	73BMM049	<p>MANOMETER (0...6 BAR, D63, G1/4" ACHTER)</p> <p>MANOMETER (0...6 BAR, D63, G1/4" REAR)</p> <p>MANOMETER (0...6 BAR, D63, G1/4" RÜCKSEITE)</p> <p>MANOMÈTRE (0 ... 6 BAR, D63, G1 / 4 "ARRIÈRE)</p>
	73BTM003	<p>THERMOMETER, INSTEEL, 0+120°C, DRM 63 (ROESTVRIJSTAAL - MET PASTA GEVULD)</p> <p>THERMOMETER, INSERTION, 0+120°C, DRM 63 (STAINLESS STEEL – FILLED WITH PASTE)</p> <p>THERMOMETER, EINFÜHRUNG, 0+120°C, DRM 63 (EDELSTAHL – MIT PASTE GEFÜLLT)</p> <p>THERMOMÈTRE, INSERTION, 0 + 120 ° C, DRM 63 (ACIER INOXYDABLE - REMPLI AVEC PÂTE)</p>
	73FLU009	<p>PERSLUCHTFILTER DRUM M329/450</p> <p>PNEUMATIC FILTER DRUM M329/450</p> <p>PNEUMATISCHE FILTER DRUM M329/450</p> <p>FILTRE PNEUMATIQUE DRUM M329/450</p>
	73TSK028	<p>TERUGSLAGKLEP NW2 IG,EUROPA</p> <p>CHECK VALVE NW2 IG,EUROPA</p> <p>RÜCKSCHLAGVENTIL NW2 IG,EUROPA</p> <p>SOUPAPE DE RETOUR NW2 IG, EUROPE</p>
	74DIV013	<p>VERDEELBLOK 6X60°; AANSL. 6X M16X1,5 ALU</p> <p>DIVIDER BLOCK 6X60 °; CONN. 6X M16X1, 5 ALU</p> <p>TRENN BLOCK 6X60 °; CONN. 6X M16X1, 5 ALU</p> <p>BLOC DIVISEUR 6X60 °; CONN. 6X M16X1, 5 ALU</p>
	74IKD058	<p>RECHTE INSCHR.INST.VERBINDING DRM 8X1</p> <p>RIGHT SCREW-IN ADJ. CONNECTION DRM 8X1</p> <p>RECHTS EINSCHRAUB ADJ. VERBINDUNG DRM 8X1</p> <p>CONNECTION VIS ADJ. DROITE. DRM 8X1</p>

	Article	Description
	74IKD115	INSTELBARE MANOMETER KOPPELING D 6/ G 1/4" ADJUSTABLE MANOMETER COUPLING D 6/ G 1/4" ANPASSBARE MANOMETER KUPPLUNG D 6/ G 1/4" RACCORD DU MANOMETRE REGLABLE D 6 / G 1/4 "
	74IKP002	INSTEK INSCHROEFKOPPELING , HAAKS DRM 6,R 1/4"K INSERTION SCREW-IN COUPLING, HAAKS DRM 6,R 1/4"K EINFÜHR EINSCHRAUB KUPPLUNG, HAAKS DRM 6,R 1/4"K RACCORD À VIS À INSERTION, HAAKS DRM 6, R 1/4 "K
	OND802125	STANDSCHAKELAAR MET KOP VOOR BEWEGING SETTING SWITCH WITH HEAD FOR MOVEMENT SETTING SWITCH WITH HEAD FOR MOVEMENT INTERRUPTEUR DE RÉGLAGE AVEC TÊTE POUR MOUVEMENT

	Article	Description
	77DKG003	DICHTING, KOPPELING, GUILLEMIN 3", BUNA ZWART SEAL, COUPLING, GUILLEMIN 3", BUNA BLACK DICHTUNG, KUPPLUNG, GUILLEMIN 3", BUNA SCHWARZ SEAL, RACCORD, GUILLEMIN 3 ", BUNA NOIR
	77DKR005	DICHTING, DIN11851 G, NW50, PTFE WIT (64X54X5) SEAL, DIN11851 G, NW50, PTFE WHITE (64X54X5) DICHTUNG, DIN11851 G, NW50, PTFE WEIß (64X54X5) JOINT, DIN11851 G, NW50, PTFE BLANC (64X54X5)
	77DKR011	DICHTING, DIN11851 G, NW100, PTFE WIT (114X104X6) SEAL, DIN11851 G, NW100, PTFE WHITE (114X104X6) DICHTUNG, DIN11851 G, NW100, PTFE WEIß (114X104X6) JOINT, DIN11851 G, NW100, PTFE BLANC (114X104X6)
	77VLR003	DICHTING, FLENS, ELAPAC BLAUW TW3" SEAL, FLANGE, ELAPAC BLUE TW3" DICHTUNG, FLANSCH, ELAPAC BLAU TW3" JOINT, BRIDE, ELAPAC BLEU TW3 "

	Article	Description
	26BOC007	<p>BOCHT 2" (INWENDIG/UITWENDIG DRAAD) GILLAIN 2223 ; W1.4404</p> <p>ELBOW 2" (INWARD/OUTWARD THREAD) GILLAIN 2223; W1.4404</p> <p>BOGEN 2" (INNEN-/AUßENGEWINDE) GILLAIN 2223; W1.4404</p> <p>COUDE 2 "(FIL INTERIEUR / EXTERIEUR) GILLAIN 2223; W1.4404</p>
	26DEK004	<p>DEKSEL LEIDING 2" - MET DICHTING PTFE - ROESTVRIJSTAAL</p> <p>PIPE CAP 2"- WITH PTFE SEAL - STAINLESS STEEL</p> <p>ROHR-KAPPE 2"- MIT PTFE-DICHTUNG - EDELSTAHL</p> <p>BOUCHON DE TUYAU 2 "- AVEC JOINT PTFE - ACIER INOXYDABLE</p>
	28M2PS021A	<p>ANTI DIEFSTAL KABEL RVS D6 S.S. (LENGHT 400MM.)</p> <p>ANTI-THEFT CABLE STAINLESS STEEL D6 (LENGTH 400MM.)</p> <p>DIEBSTAHLSCHUTZ KABEL EDELSTAHL D6 (LÄNGE 400MM.)</p> <p>CÂBLE ANTIVOL ACIER INOXYDABLE D6 (LONGUEUR 400MM.)</p>
	46DEK003	<p>DEKSEL, LEIDING 4" - MESSING</p> <p>LID, PIPE 4 "-BRASS</p> <p>DECKEL, ROHR 4 "-MESSING</p> <p>COUVERCLE, PIPE 4 "-LAITON</p>
	46NIP009	<p>VERLOOPNIPP. 3" - 2" UW/UW MESSING</p> <p>PASS NIPPLE 3 "-2" YOUR/YOUR BRASS</p> <p>PASS NIPPEL 3 "-2" IHR/IHR MESSING</p> <p>PASSEZ LE MAMELON 3 "-2" VOTRE/VOTRE LAITON</p>
	57PLD001	<p>COMPRESSORSLANG NW50, HITTEBESTENDIG 200°C, PIEK 240°C, 3 BAR (prijs p/m)</p> <p>COMPRESSOR HOSE NW50, HEAT-RESISTANT 200°C, PEAK 240°C, 3 BAR</p> <p>KOMPRESSOR-SCHLAUCH NW50, HITZEBESTÄNDIG BIS 200°C, MAX. 240°C, 3 BAR</p> <p>TUYAU DE COMPRESSEUR NW50, RÉSISTANT À LA CHALEUR 200 ° C, PIC 240 ° C, 3 BAR</p>
	73KKR004	<p>KOGELKRAAN, NW50, 3-DELIG, 2" MOFAANSLUITING / LENGTE =155</p> <p>BALL VALVE, NW50, 3-PART, 2" MOF CONNECTION/ LENGTH =155</p> <p>KUGELVENTIL, NW50, 3-PART, 2" MOF VERBINDUNG/ LÄNGE =155</p> <p>VANNE À BOULE, NW50, EN 3 PIÈCES, 2 "CONNEXION MOF / LONGUEUR = 155</p>

	Article	Description
	73KKR007	KOGELKRAAN NW1 1/4" BALL VALVE NW1 1/4" KUGELVENTIL NW1 1/4" VALVE À BILLE NW1 1/4 "
	73KKR008	KOGELKRAAN, NW 1" (MOFAANSLUITING-PN 16 HUIS:MS VERNIKKELD) BALL VALVE, NW 1" (MOF CONNECTION - PN 16 HOUSING: MS NICKEL PLATED) KUGELVENTIL, NW 1" (MOF VERBINDUNG - PN 16 GEHÄUSE: MS VERNICKELT) VANNE À BOULE, NW 1 "(CONNEXION MOF - PN 16 BÔÎTIER: MS NICKEL PLAQUÉ)
	73KKR009	KOGELKRAAN, NW 1/2", GONDROM 06.0207 BALL VALVE, NW 1/2", GONDROM 06.0207 KUGELVENTIL, NW 1/2", GONDROM 06.0207 VANNE À BOULE, NW 1/2 ", GONDROM 06.0207
	73KKR010	KOGELKRAAN NW1/4", GONDROM 06.0205 BALL VALVE NW1/4", GONDROM 06.0205 KUGELVENTIL NW1/4", GONDROM 06.0205 VANNE À BOULE NW1 / 4 ", GONDROM 06.0205
	73KKR014	KOGELKRAAN NW2", GONDROM 06.0200 BALL VALVE NW2", GONDROM 06.0200 KUGELVENTIL NW2", GONDROM 06.0200 VANNE À BOULE NW2 ", GONDROM 06.0200
	73KKR015	KOGELKRAAN , NW2 BALL VALVE, NW2 KUGELVENTIL, NW2 VANNE À BOULE, NW2
	73KKR039	KOGELKRAAN NW38, 2-DELIG, 1 1/2" ROESTVRIJSTAAL BALL VALVE NW38, 2-PART, 1 1/2" STAINLESS STEEL KUGELVENTIL NW38, 2-PART, 1 1/2" EDELSTAHL VANNE À BOULE NW38, EN 2 PARTIES, ACIER INOXYDABLE 1 1/2 "

	Article	Description
	73KKR040	<p>KOGELKRAAN, NW 25, 2-DELIG, 1" RVS (DICHT.PTFE - VOLLE DOORLAAT)</p> <p>BALL VALVE, NW 25, 2-PART, 1" STAINLESS STEEL (SEAL PTFE - FULL PASSTHROUGH)</p> <p>KUGELVENTIL, NW 25, 2-PART, 1" EDELSTAHL (DICHTUNG PTFE - FULL PASSTHROUGH)</p> <p>VANNE À BOULE, NW 25, EN 2 PARTIES, 1 "ACIER INOXYDABLE (JOINT PTFE - INTEGRAL)</p>
	73KKR041	<p>KOGELKRAAN NW15, 2-DELIG, 1/2" ROESTVRIJSTAAL</p> <p>BALL VALVE NW15, 2-PART, 1/2" STAINLESS STEEL</p> <p>KUGELVENTIL NW15, 2-PART, 1/2" EDELSTAHL</p> <p>VANNE À BOULE NW15, EN 2 PARTIES, 1/2 "ACIER INOXYDABLE</p>
	73KKR096	<p>AFSLUITKRAAN DN4 - G1/4"</p> <p>SHUT-OFF TAP DN4 - G1/4"</p> <p>ABSPERRHAHN DN4 - G1/4"</p> <p>ROBINET D'ARRET DN4 - G1 / 4 "</p>
	73KOL005	<p>SAMENGESTELDE KOLLEKTOR 3 " RVS (L = 590)</p> <p>ASSEMBLED COLLECTOR 3 " STAINLESS STEEL (L = 590)</p> <p>ZUSAMMENGEBAUTER SAMMLER 3 " EDELSTAHL (L = 590)</p> <p>COLLECTEUR COMPOSITE 3 "ACIER INOXYDABLE (L = 590)</p>
	73KRO036	<p>HENDEL MET TIR-BLOK.PL. VLINDERKLEP BURGMER</p> <p>HANDLE WITH TIR-BLOCK.PL. BUTTERFLY VALVE BURGMER</p> <p>GRIFF MIT TIR-BSCHLOSS.PL. DROSSELKLAPPE BURGMER</p> <p>POIGNÉE AVEC TIR-BLOCK.PL. BURGMEER VALVE PAPILLON</p>
	73KRO037	<p>HENDEL VEERBELAST (DN15-50)</p> <p>SPRING-LOADED HANDLE (DN15-50)</p> <p>GEFEDERTER GRIFF (DN15-50)</p> <p>POIGNÉE À RESSORT (DN15-50)</p>
	73PBK060	<p>PNEUMATISCHE VLINDERKLEP, BURGMER, DN80, TW</p> <p>PNEUMATIC BUTTERFLY VALVE, BURGMER, DN80, TW</p> <p>PNEUMATISCHE DROSSELKLAPPE, BURGMER, DN80, TW</p> <p>VANNE PAPILLON PNEUMATIQUE, BURGMER, DN80, TW</p>



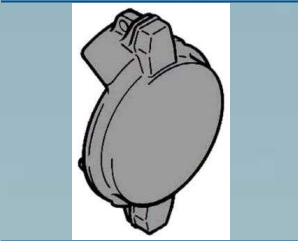
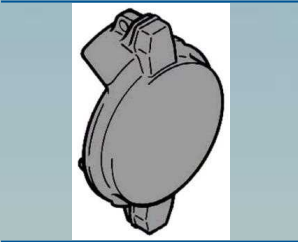
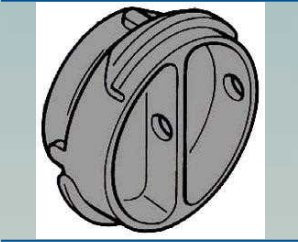
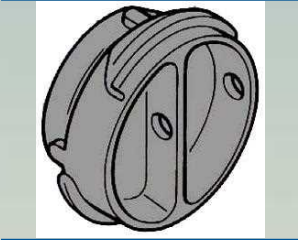
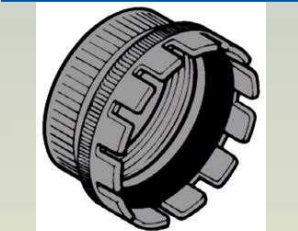
	Article	Description
	73SWI010	SWIVEL 2" BSP INWENDIG / UITWENDIG SWIVEL 2" BSP INTERNAL/EXTERNAL DREHGELENK 2" BSP INTERN/EXTERN PIVOT 2 "BSP INTERNE / EXTERNE
	73TSK042	TERUGSLAGKLEP NW1/2" IG (ROESTVRIJSTAAL) CHECK VALVE NW1/2" IG (STAINLESS STEEL) RÜCKSCHLAGVENTIL NW1/2" IG (EDELSTAHL) SOUPAPE DE RETOUR NW1 / 2 "IG (ACIER INOXYDABLE)
	73VLK063	VLINDERKLEP NW50, 2 X R2" BUITENDRAAD, ROESTVRIJSTAAL 304 BUTTERFLY VALVE NW50, 2XR2" external wire, STAINLESS STEEL 304 DROSSELKLAPPE NW50, 2XR2" EXTERN DRAHT, EDELSTAHL 304 SOUPAPE PAPILLON NW50, 2XR2 "filetage extérieur, INOX 304
	74KPS005	KOPPELING, SLANG, KOMBIFECT NW50,R2"K ID MS (PILAAR + SCHALEN + PEN) COUPLING, HOSE, KOMBIFECT NW50,R2"K ID MS (PILLAR + SCALES + PIN) KUPPLUNG, HOSE, KOMBIFECT NW50,R2"K ID MS (SÄULE + SCALES + PIN) RACCORD, TUYAU, KOMBIFECT NW50, R2 "K ID MS (PILIER + BALANCES + PIN)
	74KPS009	SPANSCHAAL ,ALUMINIUM MET BOUTEN IN ROESTVRIJSTAAL (ND=50 / WD=8) CLAMP, ALUMINIUM WITH BOLTS IN STAINLESS STEEL (ND=50 / WD=8) KLEMME, ALUMINIUM MIT SCHRAUBEN IN EDELSTAHL (ND=50 / WD=8) COLLIER, ALUMINIUM AVEC BOULONS EN ACIER INOXYDABLE (ND = 50 / WD = 8)
	74LUD001	KLAUWKOPPELING, LUDECK, ROESTVRIJSTAAL, R1" INWENDIG CLAW COUPLING, LUDECK, STAINLESS STEEL, R1" FEMALE KLAUENKUPPLUNG, LUDECK, EDELSTAHL, R1" WEIBLICH RACCORD A GRIFFES, LUDECK, ACIER INOXYDABLE, R1 "FEMELLE
	74LUD002	KLAUWKOPPELING, LUDECK, ROESTVRIJSTAAL, BLIND CLAW COUPLING, LUDECK, STAINLESS STEEL, BLIND KLAUENKUPPLUNG, LUDECK, EDELSTAHL, BLIND RACCORD A GRIFFES, LUDECK, ACIER INOXYDABLE, BORGNE

	Article	Description
	74LUD003	<p>KLAUWKOPPELING, LUDECK, ROESTVRIJSTAAL, R1" UITWENDIG</p> <p>CLAW COUPLING, LUDECK, STAINLESS STEEL, R1" MALE</p> <p>KLAUENKUPPLUNG, LUDECK, EDELSTAHL, R1" MÄNNLICH</p> <p>RACCORD A GRIFFES, LUDECK, ACIER INOXYDABLE, R1 "MALE</p>
	74LUD004	<p>KLAUWKOPPELING, LUDECK, ROESTVRIJSTAAL, DN25 (1") SLANGPILAAR</p> <p>CLAW COUPLING, LUDECK, STAINLESS STEEL, DN25 (1") HOSE PILLAR</p> <p>KLAUENKUPPLUNG, LUDECK, EDELSTAHL, DN25 (1") HOSE SÄULE</p> <p>RACCORD A GRIFFES, LUDECK, ACIER INOXYDABLE, DN25 (1 ") PILIER DE TUYAU</p>
	74ROS016	<p>INSCHROEFDRAADSTUK, DIN11851 CT, NW50,1.4307</p> <p>SCREW-IN THREAD PIECE, DIN11851 CT, NW50, 1.4307</p> <p>EINSCHRAUB GEWINDESTÜCK, DIN11851 CT, NW50, 1.4307</p> <p>VIS FILETÉE, DIN11851 CT, NW50, 1.4307</p>
	74ROS042	<p>OPSCHROEFDRAADSTUK, DIN11851 CT, NW50, 1.4307</p> <p>SCREW ON THREAD PIECE, DIN11851 CT, NW50, 1.4307</p> <p>ANSCHRAUBBARES GEWINDESTÜCK, DIN11851 CT, NW50, 1.4307</p> <p>VIS SUR PIECE DE FILETAGE, DIN11851 CT, NW50, 1.4307</p>
	74ROS047	<p>SLANGKEGELSTUK (DIN11851, NW50, 1.4307)</p> <p>HOSE CONE PIECE (DIN11851, NW50, 1.4307)</p> <p>SCHLAUCH KEGELSTÜCK (DIN11851, NW50, 1.4307)</p> <p>PIÈCE DE CÔNE DE TUYAU (DIN11851, NW50, 1.4307)</p>
	74ROS050	<p>WARTELMOER, DIN11851 F, NW50, 1.4307</p>
	79KAB012	<p>ANTI DIEFSTAL KABEL MET PVC TBV APPANDAGES (2X OOGJE / TOTAAL LENGTE 200MM)</p> <p>ANTI-THEFT CABLE WITH PVC FOR APPENDAGES (2X EYE/ TOTAL LENGTH 200MM)</p> <p>DIEBSTAHLSICHERUNGSKABEL MIT PVC FÜR ANHÄNGE (2X ÖSE/ TOTAL LÄNGE 200MM)</p> <p>CABLE ANTI-VOL AVEC PVC POUR APPENDICES (2X OEILLETES / LONGUEUR TOTALE 200MM)</p>

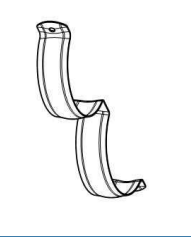
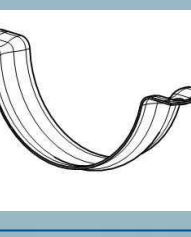
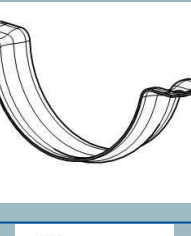
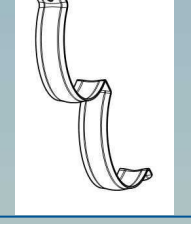
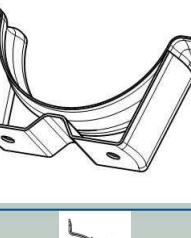
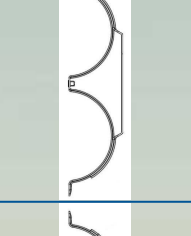
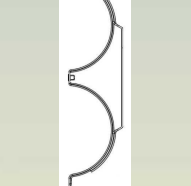


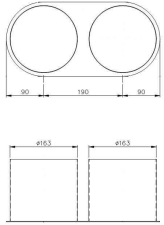





Article	Description
74STO092	STORZ, VAST, 4" ,ID ,ALUMINIUM, NW110, NOK.133 (PFTE / FOOD)
	STORZ, FIXED, 4" ,ID ,ALUMINIUM, NW110, NOK.133 (PFTE / FOOD)
	STORZ, FIX, 4" ,ID ,ALUMINIUM, NW110, NOK.133 (PFTE / LEBENSMITTEL)
	STORZ, FIXE, 4 " , ID, ALUMINIUM, NW110, NOK.133 (PFTE / ALIMENTATION)

	Article	Description
	74GUI007	<p>KOPPELING , GUILLEMIN , DEKSEL, ALUMINIUM NW 80</p> <p>COUPLING, GUILLEMIN, LID, ALUMINIUM NW 80</p> <p>KUPPLUNG, GUILLEMIN, LID, ALUMINIUM NW 80</p> <p>RACCORD, GUILLEMIN, COUVERCLE, ALUMINIUM NW 80</p>
	74GUI012	<p>KOPPELING GUILLEMIN, ALUMINIUM NW 50,2"K INWENDIGEDRAAD</p> <p>COUPLING GUILLEMIN, ALUMINIUM NW 50,2"K FEMALE THREAD</p> <p>KUPPLUNG GUILLEMIN, ALUMINIUM NW 50,2"K INNENGEWINDE</p> <p>RACCORD GUILLEMIN, ALUMINIUM NW 50,2 "K FILETAGE FEMELLE</p>
	74GUI013	<p>KOPPELING GUILLEMIN, ALUMINIUM NW50, 2" K INWEDIGE DRAAD</p> <p>COUPLING GUILLEMIN, ALUMINIUM NW50, 2" K FEMALE THREAD</p> <p>KUPPLUNG GUILLEMIN, ALUMINIUM NW50, 2" K INNENGEWINDE</p> <p>RACCORD GUILLEMIN, ALUMINIUM NW50, 2 "K FILETAGE FEMELLE</p>
	74GUI019	<p>KOPPELING GUILLEMIN ALUMINIUM NW80,3"K INWENDIGE DRAAD MET VERGREDELING</p> <p>COUPLING GUILLEMIN ALUMINIUM NW80,3"K FEMALE THREAD WITH LOCK</p> <p>KUPPLUNG GUILLEMIN ALUMINIUM NW80,3"K INNENGEWINDE MIT SCHLOSS</p> <p>RACCORD GUILLEMIN ALUMINIUM NW80,3 "K FILETAGE FEMELLE AVEC SERRURE</p>



	Article	Description
	35FLE003	<p>FLENS,LAS DIN 28460 NW80 - TW1 ALUMINIUM</p> <p>FLANGE, WELD DIN 28460 NW80 - TW1 ALUMINIUM</p> <p>FLANSCH, SCHWEIßNAHT DIN 28460 NW80 - TW1 ALUMINIUM</p> <p>BRIDE, SOUDURE DIN 28460 NW80 - TW1 ALUMINIUM</p>
	73VLK005	<p>VLINDERKLEP BURGMER NW100 ,TW - DICHTING RVS</p> <p>BUTTERFLY VALVE BURGMER NW100 ,TW - SEAL STAINLESS STEEL</p> <p>DROSSELKLAPPE BURGMER NW100 ,TW - DICHTUNG EDELSTAHL</p> <p>SOUPAPE PAPILLON BURGMER NW100, TW - ACIER INOXYDABLE</p>
	74TWK001	<p>TW KOPPELING, BLINDDEKSEL MB 80 SS , ROESTVRIJSTAAL</p> <p>TW COUPLING, BLIND LID MB 80 SS , STAINLESS STEEL</p> <p>TW KUPPLUNG, BLINDDECKEL MB 80 SS , EDELSTAHL</p> <p>TW RACCORD, COUVERCLE BORGNE MB 80 SS, ACIER INOXYDABLE</p>
	74TWK002	<p>KOPPELING, TW, BLINDDEKSEL MB 50 SS,RVS</p> <p>CLUTCH, TW, BLIND LID MB 50 SS, STAINLESS STEEL</p> <p>KUPPLUNG, TW, BLINDDECKEL MB 50 SS, EDELSTAHL</p> <p>EMBAYAGE, TW, COUVERCLE BORGNE MB 50 SS, ACIER INOXYDABLE</p>
	74TWK004	<p>TW KOPPELING, BLINDSTOP VB 80 SS , ROESTVRIJSTAAL</p> <p>TW COUPLING, BLIND STOP VB 80 SS , STAINLESS STEEL</p> <p>TW KUPPLUNG, BLINDSTOPFEN VB 80 SS , EDELSTAHL</p> <p>TW RACCORD, BUTEE VB 80 SS, ACIER INOXYDABLE</p>
	74TWK005	<p>KOPPELING, TW, BLINDSTOP VB 50 SS, RVS</p> <p>CLUTCH, TW, BLIND STOP VB 50 SS, STAINLESS STEEL</p> <p>KUPPLUNG, TW, BLIND STOP VB 50 SS, EDELSTAHL</p> <p>EMBAYAGE, TW, BLIND STOP VB 50 SS, INOX</p>
	74TWK006	<p>TW KOPPELING, DICHRINGSTUK, TW-K 80 SS-3" IG, RVS</p> <p>TW COUPLING, SEAL RING PIECE, TW-K 80 SS-3" IG, STAINLESS STEEL</p> <p>TW KUPPLUNG, DICHTUNG RINGSTÜCK, TW-K 80 SS-3" IG, EDELSTAHL</p> <p>TW RACCORD, JOINT TORIQUE, TW-K 80 SS-3 "IG, ACIER INOXYDABLE</p>

	Article	Description
	74TWK008	KOPPELING TW MANNELIJK VK 80 - 3" IG SS - ROESTVRIJSTAAL COUPLING TW MALE VK 80 - 3" IG SS - STAINLESS STEEL KUPPLUNG TW MÄNNLICH VK 80 - 3" IG SS - EDELSTAHL RACCORD TW MALE VK 80 - 3 "IG SS - ACIER INOXYDABLE
	74TWK009	KOPPELING, TW, MANNELIJK VK 50 - 2" IG SS - RVS CLUTCH, TW, MALE VK 50-2 "IG SS-RVS KUPPLUNG, TW, MÄNNLICH VK 50-2 "IG SS-RVS EMBRAYAGE, TW, MÂLE VK 50-2 "IG SS-VR
	74TWK010	TW KOPPELING ,SPANRING/HENDEL TW-M 80 SS, RVS TW COUPLING, TENSION RING/HANDLE TW-M 80 SS, STAINLESS STEEL TW KUPPLUNG, SPANNRING/GRIFF TW-M 80 SS, EDELSTAHL TW RACCORD, BAGUE DE TENSION / POIGNEE TW-M 80 SS, ACIER INOXYDABLE
	74TWK011	TW KOPPELING ,MET SPANRING/HENDEL TW-M 50 SS, RVS TW COUPLING, WITH TENSION RING/HANDLE TW-M 50 SS, STAINLESS STEEL TW KUPPLUNG, MIT SPANNRING/ GRIFF TW-M 50 SS, EDELSTAHL TW RACCORD, AVEC ANNEAU DE TENSION / POIGNEE TW-M 50 SS, ACIER INOXYDABLE
	74TWK024	TW KOPPELING, DICHRINGSTUK, TW-K 80 MS-3" IG, MS TW COUPLING, SEAL RING PIECE, TW-K 80 MS-3" IG, MS TW KUPPLUNG, DICHTUNG RINGSTÜCK, TW-K 80 MS-3" IG, MS TW RACCORD, JOINT D'ÉTANCHÉITÉ, TW-K 80 MS-3 "IG, MS
	74TWK026	TW KOPPELING, MANNELIJK VK 80 - 3" IG MS - MESSING TW COUPLING, MALE VK 80 - 3" IG MS - BRASS TW KUPPLUNG, MÄNNLICH VK 80 - 3" IG MS - MESSING TW RACCORD, MÂLE VK 80 - 3 "IG MS - LAITON
	74TWK028	KOPPELING TW, SPANRING/HENDEL TW-M 80 MS, MESSING COUPLING TW, TENSION RING /HANDLE TW-M 80 MS, BRASS KUPPLUNG TW, SPANNRING/GRIFF TW-M 80 MS, MESSING RACCORD TW, ANNEAU DE TENSION / POIGNEE TW-M 80 MS, LAITON

	Article	Description
	28M0J0027A	BEUGEL SLANGKOKER 2 X DIAMETER 160 BOVENDEEL HOSE TUBE BRACKET 2 X DIAMETER 160 UPPER SECTION SCHLAUCH HALTERUNG 2 X DURCHMESSER 160 UPPER SECTION TUBE SUPPORT 2 X DIAMÈTRE 160 SECTION HAUTE
	28M0J0070A	SLANGKOKERBEUGEL 1 X DIAMETER 160 HOSE TUBE BRACKET 1 X DIAMETER 160 SCHLAUCH HALTERUNG 1 X DURCHMESSER 160 TUBE SUPPORT 1 X DIAMÈTRE 160
	28M0J0085A	BEUGEL SLANGKOKER DIAMETER 200 HOSE TUBE BRACKET DIAMETER 200 SCHLAUCH HALTERUNG DURCHMESSER 200mm SUPPORT DE TUYAU DIAMETRE 200
	28M0J0086A	BEVESTIGING SLANGKOKER 2 X 200 HOSE TUBE ATTACHMENT 2 X 200 SCHLAUCH BEFESTIGUNG 2 X 200mm ATTACHE TUYAU 2 x 200
	28M0JS010A	SLANGKOKERBEUGEL 1 X D160 TANKDEEL - RVS HOSE TUBE BRACKET 1 X D160 TANK PART - STAINLESS STEEL SCHLAUCH HALTERUNG 1 X D160 BEHÄLTERTEIL - EDELSTAHL SUPPORT DE TUYAU 1 X D160 CITERNE - ACIER INOXYDABLE
	28M0JS012A	SLANGKOKERBEUGEL 2 X D200 - TANKDEEL ROESTVRIJSTAAL HOSE TUBE BRACKET 2 X D200 - TANK PART STAINLESS STEEL SCHLAUCH HALTERUNG 2 X D200 - BEHÄLTERTEIL EDELSTAHL SUPPORT DE TUYAU 2 X D200 CITERNE - ACIER INOXYDABLE
	28M0JS019A	SLANGKOKERBEUGEL 2 X D160 TANKDEEL ROESTVRIJSTAAL HOSE TUBE BRACKET 2 X D160 TANK PART STAINLESS STEEL SCHLAUCH HALTERUNG 2 X D160 BEHÄLTERTEIL EDELSTAHL SUPPORT DE TUYAU 2 X D160 CITERNE - ACIER INOXYDABLE

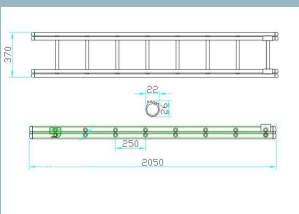

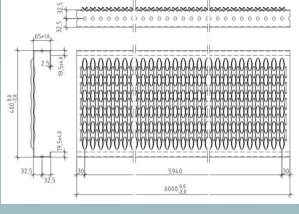



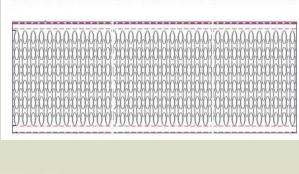
	Article	Description
	28M0JS028A	SLANGKOKER BEUGEL 1 X D200 - TANKDEEL HOSE TUBE BRACKET 1 X D200 - TANK PART SCHLAUCH HALTERUNG 1 X D200 - BEHÄLTERTEIL SUPPORT DE TUYAU 1 X D200 CITERNE
	28M3JS004A	EINDSTUK SLANGKOKER 2 X D160 ZONDER DEUR S.S. HOSE TUBE END PIECE 2 X D160 WITHOUT DOOR SCHLAUCH ENDSTÜCK 2 X D160 OHNE TÜR TUBE D'EXTRÉMITÉ 2 X D160 SANS PORTE
	54PES005	SLANGKOKER ZWART PE - 200 X 4,9 X 6000 HOSE TUBE BLACK PE - 200 X 4.9 X 6000 SCHLAUCH SCHWARZ PE - 200 X 4.9 X 6000 TUYAU NOIR PE - 200 X 4,9 X 6000
	54PES006	BUIS PE SLANGKOKER (ZWARTE POLYETHYLEEN) - 200 X 4,9 X 5200 TUBE PE HOSE TUBE (BLACK POLYETHYLENE) - 200 X 4.9 X 5200 SCHLAUCH PE SCHLAUCH (SCHWARZES POLYETHYLEEN) - 200 X 4.9 X 5200 TUBE PE (POLYÉTHYLÈNE NOIRE) - 200 X 4,9 X 5200
	54PES007	SLANGKOKER BUIS PE - 160 X 3,9 X 2400 HOSE TUBE, TUBE PE - 160 X 3.9 X 2400 SCHLAUCH, SCHLAUCH PE - 160 X 3.9 X 2400 TUBE PE - 160 X 3,9 X 2400
	54PES020	SLANGKOKER PE - 160 X 3,9 X 6200 HOSE TUBE PE - 160 X 3.9 X 6200 SCHLAUCH PE - 160 X 3.9 X 6200 TUBE PE - 160 X 3,9 X 6200
	54PVC002	SLANGKOKER PVC DIA160 X T3.2 X LENGTE 10METER HOSE TUBE PVC DIAMETER 160 X T3.2 X LENGTH 10 METRES SCHLAUCH PVC DURCHMESSER 160 X T3.2 X LÄNGE 10 METER TUBE PVC DIAMÈTRE 160 X T3.2 X LONGUEUR 10 MÈTRES



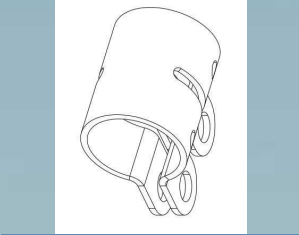
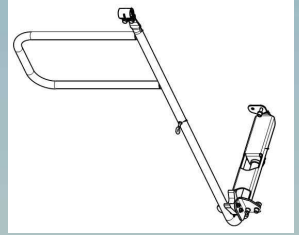
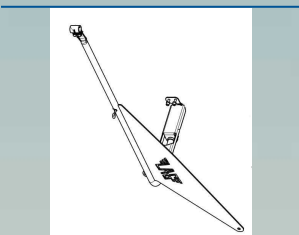


	Article	Description
	56DOP054	EINDSTUK PE - EINDDOP VOOR SLANGKOKER D200 END PIECE PE - END CAP FOR HOSE TUBE D200 ENDSTÜCK PE - ABSCHLUSSKAPPE FÜR SCHLAUCH D200 PIÈCE D'EXTRÉMITÉ PE - BOUCHON D'EXTRÉMITÉ POUR TUYAU D200
	56DOP056	EINDSTUK PE - EINDDOP VOOR SLANGKOKER D160 END PIECE PE - END CAP FOR HOSE TUBE D160 ENDSTÜCK PE - ABSCHLUSSKAPPE FÜR SCHLAUCH D160 PIÈCE D'EXTRÉMITÉ PE - BOUCHON D'EXTRÉMITÉ POUR TUYAU D160
	91BEU002	BEUGEL DRM 3" - DIAMETER 12 BRACKET DRM 3" - DIAMETER 12 HALTERUNG DRM 3" - DURCHMESSER 12 SUPPORT DRM 3" - DIAMÈTRE 12
	91BEU016	BEUGEL RVS, DIAMETER 200, M8 B=216 H=248 BRACKET STAINLESS STEEL, DIAMETER 200, M8 B = 216 H = 248 HALTERUNG EDELSTAHL, DURCHMESSER 200, M8 B = 216 H = 248 SUPPORT ACIER INOX, DIAMÈTRE 200, M8 B = 216 H = 248
	A3J0000338	EINDSTUK SLANGKOKER 1 X DIAMETERMATER 160 MET DEUR RVS (ENKEL) END PIECE HOSE TUBE 1 X DIAMETER 160 WITH DOOR (SINGLE) ENDSTÜCK SCHLAUCH 1 X DURCHMESSER 160 MIT TÜR (EINZEL) TUYAU D'EXTRÉMITÉ 1 X DIAMÈTRE 160 AVEC PORTE (SIMPLE)
	A3J0000339	EINDSTUK SLANGKOKER 1 X DIAMETER 200 MET DEUR END PIECE HOSE TUBE 1 X DIAMETER 200 WITH DOOR ENDSTÜCK SCHLAUCH 1 X DURCHMESSER 200 MIT TÜR TUYAU D'EXTRÉMITÉ 1 X DIAMÈTRE 200 AVEC PORTE
	A3J0000427	EINDSTUK SLANGKOKER 2 X D160 MET DEUR RECHTS END PIECE HOSE TUBE 2 X D160 WITH DOOR RIGHT ENDSTÜCK SCHLAUCH 2 X D160 MIT TÜR RECHTS TUYAU D'EXTRÉMITÉ 2 X D160 AVEC DROITE

	Article	Description
	A3J0001223	EINDSTUK SLANGKOKER 1X DIAMETER 200 (ZONDER DEUR) - RVS END PIECE HOSE TUBE 1XD200 (WITHOUT DOOR) ENDSTÜCK SCHLAUCH 1XD200 (OHNE TÜR) TUYAU D'EXTRÉMITÉ 1XD200 (SANS PORTE)
	A700000144	EINDSTUK SLANGKOKER 1X DIAMETER 160 (ZONDER DEUR) - RVS END PIECE HOSE TUBE 1X DIAMETER 160 (WITHOUT DOOR) ENDSTÜCK SCHLAUCH 1X DURCHMESSER 160 (OHNE TÜR) TUYAU D'EXTRÉMITÉ 1X DIAMÈTRE 160 (SANS PORTE)

	Article	Description
	2895LS003A01	KLAPRELING VOORSTE STIJL SLAP RAILING FRONT STYLE SLAP GELÄNDER FRONT STYLE STYLE AVANT DE BALUSTRADE DE GIFLE
	28A3L0000020	BEVESTIGING OOR KLAPRELING VARIA MOUNTING EAR VARIA FOLDING RAIL BEFESTIGUNGSÖSE VARIA FALTSCHIENE OEILLET DE MONTAGE VARIA RAIL PLIABLE
	28A3L0001213	LADDER ROESTVRIJSTAAL 2525 TANK-BULK HOOGGLANS LADDER STAINLESS STEEL 2525 TANK-BULK HIGH-POLISH LEITER EDELSTAHL 2525 TANK-BULK HOCHGLANZ ÉCHELLE EN ACIER INOXYDABLE 2525 CITERNE VRAC - POLI
	28A9L0000004	LADDER RVS 2495 BREED MODEL HOOGGLANS LADDER STAINLESS STEEL 2495 WIDE MODEL HIGH GLOSS LEITER ROSTFREIER STAHL 2495 WIDE MODELL HIGH GLOSS ECHELLE INOX 2495 WIDE MODÈLE HAUTE BRILLANCE
	28M0L0016A	LOSSE TREDE VOOR TRAP LADDER LOOSE STEP FOR STAIR LADDER LOSER SCHRITT FÜR TREPPEN LEITER ÉTAPE LIBRE POUR L'ÉCHELLE D'ESCALIER
	28M0L0072B	VANGSTUK KLAPRELING FOLDING RAIL RECEIVER FALTSCHIENE RECEIVER RECEPTEUR DE RAIL PLIABLE
	28M0LS017B	VERBINDINGSSTUK LADDER EN KLAPRELING CONNECTING PIECE LADDER AND SLAP RAILING ANSCHLUSSSTÜCK LEITER UND SCHLAG GELÄNDER ÉCHELLE DE PIÈCE DE RACCORDEMENT ET BALUSTRADE DE CLAQUE




	Article	Description
	28M2L0434A	BEDIENING KLAPRELING SLUITING LADDER FOLDING RAIL CLOSURE LADDER CONTROL FALTSCHIENE VERSCHLUSS LEITER KONTROLLE COMMANDE D'ÉCHELLE DE FERMETURE DE RAIL PLIABLE
	28M6L0125A	VOETSCHARNIERSTUK KLAPRELING FOOT HINGE PIECE FOLDING RAIL FUß-SCHARNIER STÜCK FALTSCHIENE RAIL DE PLIAGE DE PIÈCE A CHARNIÈRE A PIED
	38A3L0000947	BEVESTIGING BUISVANGER KLAPRELING TUBE RECEIVER ATTACHMENT FOLDING RAIL ROHREMPFÄNGER BEFESTIGUNG FALTSCHIENE RAIL PLIANT DE FIXATION DE RÉCEPTEUR DE TUBE
	38M6L0087B	SCHARNIER EXTRUSIEPROFIEL KLAPRELING GEN.2003 EXTRUSION PROFILE FOLDING RAIL HINGE (GENERATION 2003) EXTRUSIONSPROFIL FALTSCHIENE SCHARNIER (GENERATION 2003) PROFIL D'EXTRUSION CHARNIÈRE DE RAIL PLIANTE (GENERATION 2003)
	53RNX022	BUISVANGER VOOR BUIS D32 (EPDM) TUBE RECEIVER FOR TUBE D32 (EPDM) SCHLAUCHEMPFAÑGER FÜR SCHLAUCH D32 (EPDM) TUBE RECEVEUR POUR TUBE D32 (EPDM)
	58A3L0000719	GLIJLAGER VOETSCHARNIER STIJL KLAPRELING SLIDE BEARING FOOT HINGE FOLDING RAIL STYLE GLEITLAGER FUßSCHARNIER FALTSCHIENE STIL PALIER GLISSANT CHARNIERE DE PIED RAIL PLIABLE
	67LAD005	UITTREKBARE LADDER 2 TREDEN, LENGTE =670, BREEDTE=375MM EXTENDABLE LADDER 2 STEPS, LENGTH = 670, WIDTH = 375MM TELESKOPLEITER 2 STUFEN, LÄNGE = 670, BREITE = 375MM ÉCHELLE EXTENSIBLE 2 PALIERS, LONGUEUR = 670, LARGEUR = 375 MM

	Article	Description
	67LAD022	<p>ALUMINIUM SCHUIFLADDER 2X2000; UITGESCH.=3250 NIVOO BREEDTE 330MM</p> <p>ALUMINIUM SLIDING LADDER 2X2000; EXTENDABLE =3500 LEVEL WIDTH 330MM</p> <p>ALUMINIUM SCHIEBELEITER 2X2000; AUSFAHRBAR =3500 LEVEL BREITE 330MM</p> <p>"ÉCHELLE COULISSANTE EN ALUMINIUM 2X2000, EXTENSIBLE = 3500 LARGEUR 330MM"</p>
	67LRT001	<p>LOOPROOSTER H=65,B=300,L=6000 ALMG3</p> <p>CATWALK GRATE (HEIGHT 65, WIDTH 300, LENGTH 6000) ALMG3</p> <p>LAUFSTEG GITTER (HÖHE 65, BREITE 300, LÄNGE 6000) ALMG3</p> <p>GRILLE DE PASSERELLE (HAUTEUR 65, LARGEUR 300, LONGUEUR 6000) ALMG3</p>
	67LRT004	<p>LOOPROOSTER HOOGTE=65, BREEDTE=400, LENGTE=6000 ALMG3</p> <p>CATWALK GRATE (HEIGHT 65, WIDTH 400, LENGTH 6000) ALMG3</p> <p>LAUFSTEG GITTER (HÖHE 65, BREITE 400, LÄNGE 6000) ALMG3</p> <p>GRILLE DE PASSERELLE (HAUTEUR 65, LARGEUR 400, LONGUEUR 6000) ALMG3</p>
	67LRT007	<p>RAUTENOLIVEN M.ANSENK BEVESTIGING VOOR LOOPROOSTER (PVC / M8)</p> <p>RAUTENOLIVEN M.ANSENK ATTACHMENT FOR CATWALK GRATE (PVC / M8)</p> <p>RAUTENOLIVEN M. ANSENK BEFESTIGUNG FÜR LAUFSTEG GITTER (PVC / M8)</p> <p>M.ANSENK FIXATION POUR GRILLE PASSERELLE (PVC / M8) ROUGE VERT</p>
	67LRT015	<p>STEUN LOOPROOSTER/KLAPRELING M6L0126A</p> <p>BRACKET CATWALK GRATE / FOLDING RAIL M6L0126A</p> <p>HALTERUNG LAUFSTEG GITTER / FALTSCHIENE M6L0126A</p> <p>SUPPORT GRILLE PASSERELLE / RAIL PLIABLE M6L0126A</p>
	67LRT020	<p>SCHUIFRAILING VOOR OPSTAP, ROESTVRIJSTAAL LENGTE 920mm</p> <p>SLIDE RAILING, STAINLESS STEEL LENGTH 920</p> <p>SCHIEBEGELÄNDER, EDELSTAHL LÄNGE 920</p> <p>RAMPE COULISSANTE EN ACIER INOXYDABLE LONGUEUR 920</p>
	67LRT023	<p>LOOPROOSTER (H=65/121, B=400, L=6000, ALMG3) - MIT RANDLÖCHER</p> <p>CATWALK GRATE (H = 65/121, B = 400, L = 6000, ALMG3) - WITH RANDLÖCHER</p> <p>LAUFSTEG GITTER (H = 65/121, B = 400, L = 6000, ALMG3) - MIT RANDLÖCHERN</p> <p>GRILLE DE PASSERELLE (H = 65/121, B = 400, L = 6000, ALMG3) - AVEC RANDLÖCHER</p>

	Article	Description
	84SLU118	KLEPSLUITING (LENGTE 78 - BREEDTE 20) IN RVS / MOER M12 VALVE CLOSURE (LENGTH 78-WIDTH 20) IN STAINLESS STEEL/NUT M12 VENTILVERSCHLUSS (LÄNGE 78-BREITE 20) AUS ROSTFREIEM STAHL/MUTTER M12 FERMETURE DE VANNE (LONGUEUR 78-LARGEUR 20) EN ACIER INOX/ÉCROU M12
	A0L0000342	LADDERSCHOOR LINKS LADDER STRUT LEFT LEITERSTREBE LINKS SUPPORT ÉCHELLE GAUCHE
	A1L0000607	KLEMMEUGEL VOOR BUIS HANDRAILING CLAMP BRACKET FOR HANDRAILING PIPE KLEMMHALTERUNG FÜR HANDLAUFROHR SUPPORT DE SERRAGE POUR TUYAU DE MAINTIEN
	A2L0005288	STIJL KLAPRELING LINKS COMPLETE SET (VOORSTIJL-RVS-L1070) STYLE SLAP RAILING LEFT COMPLETE SET (PRESTYLE-STAINLESS STEEL-L1070) STYLE SLAP GELÄNDER LINKS KOMPLETTER SATZ (PRESTYLE-EDELSTAHL-L1070) STYLE SLAP BALUSTRADE GAUCHE ENSEMBLE COMPLET (PRESTYLE-ACIER INOX-L1070)
	A2L0005324	STIJL KLAPRELING LINKS (ACHTERSTIJL L-RVS-L1070) - compleet STYLE SLAP RAILING LEFT (PRESTYLE-STAINLESS STEEL-L1070)-COMPLETE SET STYLE SLAP GELÄNDER LINKS (PRESTYLE-EDELSTAHL-L1070)-KOMPLETT SET STYLE SLAP BALUSTRADE GAUCHE (PRESTYLE-INOX-L1070)-COMPLET
	A2L0005375	MONTAGESTEUNTJE LADDER ALUMINIUM MOUNT LADDER ALUMINIUM LEITERHALTERUNG ALUMINIUM ÉCHELLE DE MONTAGE ALU
	A3L0000281	STIJL KLAPRELING MIDDEN PILLAR FOLDING RAIL MIDDLE SÄULE FALTSCHIENE MITTE PILIER PLIANT RAIL MILIEU

	Article	Description
	A3L0001229	TRAP LADDER LINKS INCLUSIEF OPKLAP RELING ACHTER RVS - COMPLEET STAIR LADDER LEFT INCLUDING FOLDING RAILING REAR STAINLESS STEEL-COMLETE TREPPEN LEITER LINKS INKL. KLAP GELANDER HINTEN EDESTAHL- KOPLETTES SET ESCALIER À GAUCHE, Y COMPRIS BALUSTRADE PLIANTE ARRIÈRE EN ACIER INOXYDABLE-COMPLET
	A3L0002520	STIJL KLAPRELING LINKS PILLAR FOLDING RAIL LEFT SÄULE FALTSCHIENE LINKS PILIER RAIL PLIANT GAUCHE
	A3L0002521	STIJL KLAPRELING LINKS ACHTER - LAG LOGO PILLAR FOLDING RAIL LEFT REAR LAG LOGO SÄULE FALTSCHIENE LINKS HINTEN LAG LOGO PILIER RAIL PLIANT ARRIERE GAUCHE LOGO LAG
	A7J0001608	LADDERSCHOOR LINKS LADDER SHAVE RIGHT LEITER RASIEREN RECHTS ÉCHELLE RASER DROIT
	A7J0001930	OPSTAP TRAPJE - 445 X 330 X 750 MOUNTING STEP ASS. WALKWAY + ALUMINIUM [50830] ; 445X330X750 MONTAGESCHRITT ASS. LAUFSTEG+ ALUMINIUM [50830] ; 445X330X750 BARREAU DE MONTAGE ASS. PASSERELLE + ALUMINIUM [50830]; 445X330X750
	A7J0003276	MOUNTING STEP ASS. WALKWAY + ALUMINIUM [50830] ; 445X330X750 MOUNTING STEP ASS. WALKWAY + ALUMINIUM [50830] ; 445X330X750 MONTAGESCHRITT ASS. LAUFSTEG+ ALUMINIUM [50830] ; 445X330X750 BARREAU DE MONTAGE ASS. PASSERELLE + ALUMINIUM [50830]; 445X330X750

	Article	Description
	2898L0035A	<p>TIR MONTAGE OOG / STEUN</p> <p>TIR MOUNTING EYE/BRACKET</p> <p>TIR MONTAGEÖSE/AUFHÄNGUNG</p> <p>ORIFICE DE MONTAGE TIR / SUPPORT</p>
	73SHO014	<p>PNEUMATISCHE SLANGHASPELREM</p> <p>PNEUMATIC HOSE REEL BRAKE</p> <p>PNEUMATISCHE SCHLAUCHHASPEL BREMSE</p> <p>SCHLAUCHHASPEL PNEUMATIQUES BREMA</p>
	81ITG004	<p>GLASWOL ISOVER PSI A1 D=50 EENZIJDE ALUMINIUM FOLIE</p> <p>GLASS WOOL ISOVER PSI A1 D=50 ONE-SIDED ALUMINIUM FOIL</p> <p>GLASWOLLE ISOVER PSI A1 D=50 EINSEITIG ALUMINIUM FOLIE</p> <p>LAINE DE VERRE ISOVER PSI A1 D = 50 FEUILLE D'ALUMINIUM À UNE FACE</p>
	91MKR002	<p>KNEVELMOER RVS - M20 - 1 ARM</p> <p>TOGGLE NUT STAINLESS STEEL - M20 - 1 ARM</p> <p>SCHALTER MUTTER EDELSTAHL - M20 - 1 ARM</p> <p>ECROU A BASCULE EN ACIER INOXYDABLE - M20 - 1 BRAS</p>
	91MKR006	<p>KNEVEL RVS 1.4301/MS - M20 - 2 ARMEN - KLEIN</p> <p>TOGGLE STAINLESS STEEL 1.4301/MS - M20 - 2 ARMS - SMALL</p> <p>SCHALTER EDELSTAHL 1.4301/MS - M20 - 2 ARME - KLEIN</p> <p>INTERRUPTEUR A BASCULE ACIER INOXYDABLE 1.4301 / MS - M20 - 2 BRAS - PETIT</p>

	Article	Description
	73KKR024	<p>KOGELKRAAN MET HENDEL, NW20, G 3/4", P=400BAR</p> <p>BALL VALVE WITH HANDLE, NW20, G 3/4", P=400BAR</p> <p>KUGELVENTIL MIT GRIFF, NW20, G 3/4", P=400BAR</p> <p>VANNE À BOULE AVEC POIGNEE, NW20, G 3/4 ", P = 400BAR</p>
	73ORV004	<p>VULDOP-ONTLUCHTING (HOOGTE 72 / DIAMETER 101)</p> <p>FILL CAP-VENTILATION (HEIGHT 72 / DIAMETER 101)</p> <p>FÜLLKAPPE-BELÜFTUNG (HÖHE 72 / DURCHMESSER 101)</p> <p>COUVERCLE DE REMPLISSAGE A VENTILATION (HAUTEUR 72 / DIAMÈTRE 101)</p>
	73ORV016	<p>OLIERESERVOIR HYVA CM-110/93 MP-RF</p> <p>OIL RESERVOIR HYVA CM-110/93 MP-RF</p> <p>ÖLBEHÄLTER HYVA CM-110/93 MP-RF</p> <p>RÉSERVOIR D'HUILE HYVA CM-110/93 MP-RF</p>

	Article	Description
	97KLE053	PET LAG - DONKERBLAUW PET LAG - DARK BLUE PET LAG - DUNKELBLAU PET LAG - BLEU FONCÉ
	98BUR182	AKTETAS LAG - TYPE 149 ZWART BRIEFCASE LAG - TYPE 149 BLACK AKTENKOFFER LAG - TYP 149 SCHWARZ MALLETTTE LAG - TYPE 149 NOIR
	98BUR358	PARAPLU MET STORMBEVEILIGING EN LAG LOGO UMBRELLA WITH STORM PROTECTION AND LAG LOGO REGENSCHIRM MIT STURM SCHUTZ MIT LAG LOGO PARAPLUIE AVEC LA PROTECTION D'ORAGE ET LE LOGO LAG
	98BUR359	SCHAALMODEL TRUCK MET LAG TANKOPLEGGER (-LIMITED EDITION-) SCALE MODEL TRUCK WITH LAG TANK TRAILER (-LIMITED EDITION-) SCALE MODELL TRUCK MIT LAG TANK TRAILER (-LIMITED EDITION-) CAMION DE MODÈLE D'ÉCHELLE AVEC LA REMORQUE DE RÉSERVOIR DE DÉCALAGE (-ÉDITION LIMITÉE-)
	98BUR360	BODYWARMER BLAUW MET LAG-LOGO BODY WARMER BLUE WITH LAG LOGO KÖRPER WÄRMER BLAU MIT LAG LOGO BLEU DE CORPS PLUS CHAUD AVEC LE LAG LOGO
	98BUR361	CALCULATOR MET LAG-LOGO CALCULATOR WITH LAG LOGO TASCHEMRECHNER MIT LAG LOGO CALCULATRICE AVEC LE LOGO LAG
	98BUR364	BUSINESS SET- VISTEKARTHOUDER / LUXE PEN / SLEUTELHANGER BUSINESS SET - BUSINESSCARD HOLDER/LUXURY PEN/KEYCHAIN BUSINESS SET-VISITENKARTENHALTER/DELUXE PEN/KEYCHAIN ENSEMBLE D'AFFAIRES-BUSINESSCARD HOLDER/STYLO DE LUXE/KEYCHAIN

Order by Phone 0032-(0)-89469133
Order by Fax 0032-(0)-89469130
Order by E-mail Spareparts@lagservice.eu

Company stamp / Details

Article	Quantity	Description	Remarks
1.			
2.			
3.			
4.			
5.			
6.			
7.			
8.			
9.			
10.			

Opmerkingen



Reliable, no matter where

All brands marks images and associated copyright and other intellectual property (including Part Numbers where relevant) are owned by LAG trailers, or the respective producers, owners, or distributors of other makes. No rights or licences are granted to any third party without the express prior written agreement of the owner. Any third party supplier/manufacture Part Numbers are displayed for comparative purposes only, and are not a statement of origin or manufacture of the product available. This catalogue replaces all previous versions. In kind of mistakes and to be sure for the latest information always ask LAG for the latest version of this catalog. Every effort is made to ensure accuracy but LAG is not liable for any errors or omissions. Inclusion of any product or service is not an offer capable of acceptance, and any orders must be placed and accepted by LAG or any selling dealer on their standard terms of sale. LAG standard terms of sale apply to any use of or enquiry relating to this catalogue/on line publication, and are available on www.lag.be or www.lagservice.eu or your local LAG Dealer. Images are for illustrative purposes only and products available or supplied may vary in finish or other detail without affecting functionality. Sales are subject to the warranty and limitations applying to the product and relevant manufacturer/supplier. All products are subject to availability and the prevailing price at time of binding order.

BELGIUM

LAG trailers N.V. - Bree

Kanaallaan 54 | 3960 Bree
spareparts@lagservice.eu
+32 (0) 89 46 91 33

The Netherlands

Burg Trailer Service - Pijnacker

Katwijkerlaan 75 | 2641PD Pijnacker
magazijn@burgtrailerservice.nl
+31 (0)15 361 5410

Poland

LAG Service Poland - Poznan

Rabowicka 9 | 62-020 Jasin
marcin.labanowicz@lagservice.eu
+48 61 65 15 930

Poland

LAG Service Poland - Katowice

ul. Z. Nałkowskiej 32 | 41-922 Radzionków
jaroslaw.rojek@lagservice.eu
+48 601 861 808