

# ELAGF

## Каталог резервни части Автоцистерни



Reliable,  
no matter  
where.

CIMC | VEHICLES

The LAG Spare Parts catalog is a comprehensive range of all-make trailer parts and workshop consumables. Developed by LAG trailers NV, it's available through the European LAG dealer network.

LAG offers an extensive range of parts for all their build trailers but also for all other trailer brands, and a market-leading selection of consumables. All products are OE and OE quality ensuring the best for your vehicle. The entire range of LAG products can be found and easily identified in our quick reference catalogues.

By offering a comprehensive range in one place means you can reduce your supplier base and associated costs. After all different suppliers mean different admin systems – which means extra cost and hassle for you.

Once you have identified the part(s) you require, simply call, email or visit your local LAG dealer. You'll find your local branch on the following pages or on our website. Each has a broad range of parts and consumables in stock, and any not immediately available will, in the vast majority of cases, be available through the LAG parts express delivery system.

We choose only products that meet our stringent standards of both quality and durability, and back them all with standard LAG warranty terms and conditions.

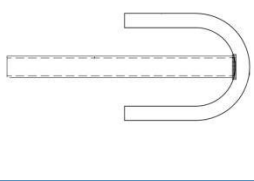

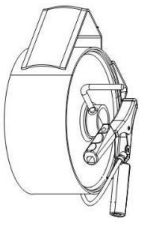




Whether you carry out your own fleet maintenance, or it's conducted by your local LAG dealer, the LAG program can save you time and money, maximizing the uptime of your fleet whilst reducing the overall cost of your operation. The range is constantly being expanded, so you will always find what you need.

LAG spare-parts catalog is just one of the programs that LAG offer to support your business. Your local dealer is your one-stop partner for your transport solutions. Under one roof you will find professionals who can help you.

**LAG Reliable, no matter where**

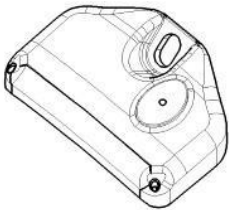



## Съдържание

Резервни части .....	1
Акcesoари .....	2
Шаси .....	14
Калници .....	28
Основни .....	32
Въздух, спирачки, окачване .....	42
Електро основни... ..	47
Осветление.....	61
Въздух шаси .....	71
Уплътнения.....	85
Накрайници и клапани.....	89
Накрайници STORZ .....	105
Накрайници GUELLIMIN .....	106
Накрайници TW .....	108
Ръкави за маркучи и други... ..	111
Парапет /Стълба/ Пътека .....	118
Части цистерни.....	123
Хидравлика .....	129
LAG рекламни .....	131

	Article	Description
	28M3LS025A	Фиксатор TIR CABLE ATTACHMENT ANCHOR TIR KABEL BEFESTIGUNG ANKER ANCRAGE DE FIXATION DE CÂBLE TIR
	28M3LS026A	Фиксатор за кабел TIR CABLE THREAD ATTACHMENT TIR KABEL GEWINDE BEFESTIGUNG ATTACHEMENT DE CÂBLE TIR
	28S2J8601A	Заземителна макара - 15 METER GROUNDING REEL STAINLESS STEEL - 15 METRES ERDUNGSROLLE EDELSTAHL - 15 METER ENROULEUR DE MISE À LA TERRE ACIER INOXYDABLE - 15 MÈTRES
	59OLE001	Ваничка - 226X207X80 (полиамид 25 литра) DRIP TRAY LEAK BIN - 226X207X80 (polyamide 25 LITER) TROPFSCHALE LECKEIMER - 226X207X80 (polyamide 25 LITER) BAC DE RECUPERATION POUR BAC À GOUTTES - 226X207X80 (polyamide 25 LITRES)
	61DIV015	Капачка за болт с LAG-LOGO KSW32-2-G65 CHROME WHEEL NUT CAP RADOLID WITH LAG-LOGO KSW32-2-G65 CHROME RADMUTTER KAPPE RADOLID MIT LAG-LOGO KSW32-2-G65 CHROM BOUCHON ECROU DE ROUE RADOLIDE AVEC LOGO LAG KSW32-2-G65 CHROME
	61DIV016	Капачка за болт с LAG-LOGO KSW32-2-G43 CHROME WHEEL NUT CAP RADOLID WITH LAG-LOGO KSW32-2-G43 CHROME RADMUTTER KAPPE RADOLID MIT LAG-LOGO KSW32-2-G43 CHROM BOUCHON ECROU DE ROUE RADOLIDE AVEC LOGO LAG KSW32-2-G43 CHROME
	61DIV018	Капачка за болт с LAG LOGO KSW32-2-G38/H10 WHEEL NUT CAP CHROME - WITH LAG LOGO KSW32-2-G38/H10 RADMUTTER KAPPE CHROM - MIT LAG LOGO KSW32-2-G38/H10 BOUCHON ECROU DE ROUE CHROME - AVEC LOGO LAG KSW32-2-G38 / H10



	Article	Description
	61DIV022	Показател за болт 32MM CHECKPOINT 32MM - YELLOW RADMUTTER INDIKATOR TYP CHECKPOINT 32MM - GELB POINT DE CONTRÔLE TYPE INDICATEUR DE ROUE 32MM - JAUNE
	61DIV026	Капачка с показател 32MM WHEEL NUT SILL WITH INDICATOR - CHECK POINT 32MM - FLUO YELLOW RADMUTTER SILL MIT INDIKATOR - PRFPUNKT 32MM - FLUO GELB CROU DE ROUE AVEC INDICATEUR - POINT DE CONTRLE 32MM - FLUO JAUNE
	61DIV029	Капачка хром с показател и LAG-LOGO (M32) WHEEL MOUNTED CHROME WITH INDICATOR AND LAG LOGO (M32) RADMONTIERTES CHROM MIT INDIKATOR UND LAGERZEICHEN (M32) CHROME MONTÉ SUR LA ROUE AVEC INDICATEUR ET LOGO LAG (M32)
	63KPO006	Предпазител за царски болт със заключване 2" THEFT FUSE TORQUE PINS / KINGPIN LOCK 2 " DIEFT SICHERUNG DREHMOMENT PINS / KINGPIN LOCK 2 " VOLS FUSIBLES COUPLE DE COUPLE / KINGPIN LOCK 2 "
	63SDI001	Подложка 20TON (400X400X60 MM) RINGS PLATE SUPPORT BASIC PLASTIC 20TON (400X400X60 MM) RINGE PLATTEN SITZE BASIC PLASTIC 20TON (400X400X60 MM) BAGUES SUPPORT PLAQUE DE BASE EN PLASTIQUE 20TON (400X400X60 MM)
	65BDB022	Букса ECU ECU OPTITIRE ECU OPTITIRE ECU OPTITIRE
	65BDB024	Кабел налягане гуми ADAPTER CABLE - OPTI TYRE PRESSURE SYSTEM ADAPTERKABEL - OPTI REIFENDRUCKSYSTEM CÂBLE ADAPTATEUR - SYSTÈME DE PRESSION DES PNEUS OPTI

	Article	Description
	65BDB025	Сензор налягане гуми WHEEL SENSOR OPTITIRE INTERNAL RAD-SENSOR OPTITIRE INTERN CAPTEUR DE ROUE OPTITIRE INTERNE
	65BDB026	Вентили за гуми към система OPTITIRE VALVESET OPTITIRE VENTILSET OPTITIRE VALVESET OPTITIRE
	65RAB086	EBS 7 ТОЧКОВ СПИРАЛЕН КАБЕЛ COILED CONNECTING CABLE CLASSI WENDELFLEKKABEL CLASSIC CABLE LIAISON TRACTEUR
	66ARD006	ЗАЗЕМИТЕЛНА ПЛАНКА 12 X 70 GROUNDING PIN DIAMETER 12 X 70 ERDUNGSANSCHLUSS DURCHMESSER 12 X 70 DIAMÈTRE DE GOUPILLE DE MISE À LA TERRE 12 X 70
	66ARD009	ЗАЗЕМИТЕЛНА МАКАРА (15 METER) GROUNDING CABLE REEL INCL. CLAMP WITH SPOOLER BRAKE (15 METRES) ERDUNGSKABEL REEL INKL. KLEMME MIT SPOOLER-BREMSE (15 METER) BOBINE DE CÂBLE DE MISE À LA TERRE INCL. PINCE AVEC FREIN SPOOLER (15 MÈTRES)
	66ARD027	ЗАЗЕМИТЕЛНА МАКАРА ТИП 2050NC EARTH CABLE REEL TYPE 2050NC (SPRING ROLL) ERDE-KABELTROMMEL TYP 2050NC (FRHLINGSROLLE) ENROULEUR DE CÂBLE DE TERRE TYPE 2050NC (ROULEAU DE PRINTEMPS)
	66KAA008	ЩИПКА БРОНЗОВА ТИП КРОКОДИЛ 200 AMP ZWART CROCODILE CLAMP BRONZE 200 AMP FOR GROUNDING REEL, BLACK KROKODILKLEMME BRONZE 200 AMP FR ERDUNGSSPULE, SCHWARZ PINCE A CROCODILE BRONZE 200 AMP POUR MOULINET DE MISE A LA TERRE, NOIR

	Article	Description
	66STC081	БУККА 15 ПОЛЮЧА 2X7 BLOCK 15 PIN TO 2X7 PIN ADAPTER-BSCHLOSS 15 PIN TO 2X7 PIN BLOC ADAPTATEUR 15 BROCHES A 2X7 BROCHES
	66VZC001	ХАЛОГЕННА ЛАМПА 2RL 008061-111 BEACON LIGHT (HALOGEN) 2RL 008061-111 WARNSCHILDAL LEUCHTE (HALOGEN) 2RL 008061-111 BALISE LUMINEUSE (HALOGEN) 2RL 008061-111
	66VZC021	LED ЛАМПА BEACON LIGHT, LED, ORANGE WARNSCHILDAL LEUCHTE, LED, ORANGE BALISE LUMINEUSE, LED, ORANGE
	67ADR002	АДР ТАБЕЛА ADR-SIGN, 2 EXTENSION SIGNS SICH.FEDER- BENDER ADR-SCHILD, 2 ERWEITERUNGS-SCHILD SICH.FEDER- BENDER SIGNAUX ADR, 2 SIGNAUX D'EXTENSIONS SICH.FEDER- BENDER
	67ADR011	АДР ТАБЕЛА ADR-SIGN, FOR CARRIAGE, CAN BE USED DOUBLE SIDED, STAINLESS STEEL VERSION (WITH HOOK) ADR-SCHILD, FR WAGEN, KANN DOPPELSEITIG GENUTZT WERDEN, EDELSTAHL-VERSION (MIT HAKEN) SIGNAUX ADR, DE REMORQUE, PEUT TRE UTILIS DOUBLE FACE, VERSION D'ACIER INOXYDABLE (AVEC CROCHET)
	67ADR015	АДР ЦИФРИ КОМПЛЕКТ 39 броя (INCL. ETUI 135X93,5) ADR STAINLESS STEEL FIGURE SET 39-PIECE (INCL. ETUI 135X93.5) ADR EDELSTAHL FIGUR SET 39-TEILE (INKL. ETUI 135X93.5) ADR ACIER INOXYDABLE FIGURE ENSEMBLE 39 PIECES (Y COMPRIS ETUI 135X93.5)
	67ADR018	СТОЙКА ЗА АДР ТАБЕЛА ADR-SIGN CARRIAGE, MULTI PLATE HOLDER, BRACKET + SLOT-CLIP ADR-SCHILD WAGEN, MULT-PLATTENHALTER, HALTERUNG + SLOT-CLIP "SIGNAUX ADR, REMORQUE, SUPPORT MULTI PLAQUES, SUPPORT + FENTE-CLIP"

	Article	Description
	67ADR020	<p>СТОЙКА ЗА АДР ТАБЕЛА ИНОКС</p> <p>ADR STAINLESS STEEL SIGN, WITH MOUNTING PLATE</p> <p>ADR EDELSTAHL SCHILD, MIT MONTAGEPLATTE</p> <p>SIGNAUX ADR ACIER INOXYDABLE AVEC PLAQUE DE MONTAGE</p>
	67ADR021	<p>ТАБЕЛИ КЛАС 3 И 5.1, АЛУМИНИЕВИ (300X300X2ММ)</p> <p>HAZARD LABEL, CLASS 3 AND 5.1, ALUMINIUM DOUBLE-SIDED (300X300X2MM)</p> <p>GEFAHRENKENNZEICHNUNG, KLASSE 3 UND 5.1, ALUMINIUM DOPPELSEITIG (300X300X2MM)</p> <p>ÉTIQUETTE DE DANGER, CLASSE 3 ET 5.1, ALUMINIUM DOUBLE FACE (300X300X2MM)</p>
	67ADR023	<p>СТИКЕР, КЛАС 3, (300X300X2ММ)</p> <p>HAZARD LABEL, CLASS 3, ALUMINIUM, SINGLE-SIDED (300X300X2MM)</p> <p>GEFAHRENKENNZEICHNUNG, KLASSE 3, ALUMINIUM, EINSEITIG (300X300X2MM)</p> <p>ÉTIQUETTE DE DANGER, CLASSE 3, ALUMINIUM, SIMPLE (300X300X2MM)</p>
	67ADR024	<p>СТИКЕР КЛАС 4.1, (300X300X2ММ)</p> <p>HAZARD LABEL, CLASS 4.1, ALUMINIUM, SINGLE-SIDED (300X300X2MM)</p> <p>GEFAHRENKENNZEICHNUNG, KLASSE 4.1, ALUMINIUM, EINSEITIG (300X300X2MM)</p> <p>ÉTIQUETTE DE DANGER, CLASSE 4.1, ALUMINIUM, SIMPLE (300X300X2MM)</p>
	67ADR027	<p>СТИКЕР КЛАС 8 (300X300X2ММ)</p> <p>HAZARD LABEL, CLASS 8, ALUMINIUM, SINGLE-SIDED (300X300X2MM)</p> <p>GEFAHRENKENNZEICHNUNG, KLASSE 8, ALUMINIUM, EINSEITIG (300X300X2MM)</p> <p>ÉTIQUETTE DE DANGER, CLASSE 8, ALUMINIUM, SIMPLE (300X300X2MM)</p>
	67ADR028	<p>СТИКЕР КЛАС 9 (300X300X2ММ)</p> <p>HAZARD LABEL, CLASS 9, ALUMINIUM, SINGLE-SIDED (300X300X2MM)</p> <p>GEFAHRENKENNZEICHNUNG, KLASSE 9, ALUMINIUM, EINSEITIG (300X300X2MM)</p> <p>ÉTIQUETTE DE DANGER, CLASSE 9, ALUMINIUM, SIMPLE (300X300X2MM)</p>
	67ADR032	<p>АДР ТАБЕЛА</p> <p>ADR-SIGN ORANGE - FOLDING (ALUMINIUM BLACK EDGE)</p> <p>ADR-SCHILD ORANGE - FALTBAR (ALUMINIUM SCHWARZ UMRANDET)</p> <p>SIGNAUX ADR ORANGE - PLIANT (ALUMINIUM BORD NOIR)</p>



	Article	Description
	67ADR059	<p>АДР ТАБЕЛА ЗА 3 ПРОДУКТА</p> <p>ADR-SIGN, SLIDER SIGN, TRI-CODE</p> <p>ADR-SCHILD, SCHIEBESCHILD, TRI-CODE</p> <p>SIGNAUX ADR PLAQUE COULISSANTE, TRI-CODE</p>
	67ADR080	<p>СТОЙКА (300X300X0,8MM)</p> <p>CARRIAGE HAZARD LABEL ADR UNIV. STAINLESS STEEL -VERDR.CLIP (300X300X0,8MM)</p> <p>WAGEN GEFAHRENKENNZEICHNUNG ADR UNIV. EDELSTAHL -VERDR.CLIP (300X300X0,8MM)</p> <p>ÉTIQUETTE DE DANGER DE TRANSPORT ADR UNIV. ACIER INOXYDABLE - VERDR.CLIP (300X300X0,8MM)</p>
	67ADR094	<p>СТИКЕР АДР ОПАСНИ ВЕЩЕСТВА ЗА ОКОЛНАТА СРЕДА 300X300X2</p> <p>HAZARD LABEL, ENVIRONMENTAL HAZARD, 300X300X2, BLACK/WHITE</p> <p>GEFAHRENKENNZEICHNUNG, UMWELTGEHRDUNG, 300X300X2, SCHWARZ/WEIß</p> <p>ÉTIQUETTE DE DANGER, DANGER POUR L'ENVIRONNEMENT, 300X300X2, NOIR / BLANC</p>
	67BRB029	<p>КУТИЯ ЗА ПОЖАРОГАСИТЕЛ DIA MAX.200, MAX.H=620</p> <p>FIRE EXTINGUISHER CASE, FICHET, DIAMETER MAX.200, MAX. H = 620</p> <p>FEUERLSCHER CASE, FICHET, DURCHMESSER MAX.200, MAX. H = 620</p> <p>BOITIER D'EXTINCTEUR, FICHET, DIAMTRE MAX.200, MAX. H = 620</p>
	67BRB034	<p>ПОЖАРОГАСИТЕЛ GLORIA PD12GA,12 KG, ABC, Дания</p> <p>FIRE EXTINGUISHER, GLORIA PD12GA, 12 KG, ABC, DENMARK</p> <p>FEUERLÖSCHER, GLORIA PD12GA, 12 KG, ABC, DÄNEMARK</p> <p>EXTINCTEUR, GLORIA PD12GA, 12 KG, ABC, DANEMARK</p>
	67BRB040	<p>ПОЖАРОГАСИТЕЛ GLORIA PSE9GA, 9 KG, ABC, ГЕРМАНИЯ</p> <p>FIRE EXTINGUISHER, GLORIA PSE9GA, 9 KG, ABC, GERMANY</p> <p>FEUERLSCHER, GLORIA PSE9GA, 9 KG, ABC, DEUTSCHLAND</p> <p>EXTINCTEUR, GLORIA PSE9GA, 9 KG, ABC, ALLEMAGNE</p>
	67BRB049	<p>ПОЖАРОГАСИТЕЛ GLORIA PD6GX, 6 KG, ABC, ПОЛША</p> <p>FIRE EXTINGUISHER, GLORIA PD6GX, 6 KG, ABC, POLAND</p> <p>FEUERLÖSCHER, GLORIA PD6GX, 6 KG, ABC, POLEN</p> <p>EXTINCTEUR, GLORIA PD6GX, 6 KG, ABC, POLOGNE</p>



	Article	Description
	67BRB050	<p>ПОЖАРОГАСИТЕЛ SAVAL G9C,9 KG, ABC , (ОДОБРЕН В БЕЛГИЯ)</p> <p>FIRE EXTINGUISHER, SAVAL G9C, 9 KG, ABC, (BELGIUM PERMITTED)</p> <p>FEUERLÖSCHER, SAVAL G9C, 9 KG, ABC, (IN BELGIEN ZUGELASSEN)</p> <p>EXTINCTEUR, SAVAL G9C, 9 KG, ABC, (SELON LOI BELGE)</p>
	67DOK002	<p>КУТИЯ ЗА ДОКУМЕНТИ ( DIAMETER=100MM, LENGTE =350, GRIJS, ADR )</p> <p>DOCUMENT HOLDER, WATERPROOF WITH CHAIN AND NON-FLAMMABLE (DIAMETER = 100MM, LENGTH = 350, GREY, ADR)</p> <p>DOKUMENTENHALTER, WASSERDICHT MIT KETTE UND NICHT BRENNBAR (DURCHMESSER = 100MM, LÄNGE = 350, GRAU, ADR)</p> <p>PORTE-DOCUMENTS, IMPERMÉABLE AVEC CHAÎNE ET ININFLAMMABLE (DIAMÈTRE = 100MM, LONGUEUR = 350, GRIS, ADR)</p>
	67DOK003	<p>КУТИЯ ЗА ДОКУМЕНТИ DIAMETER=125MM,L=345</p> <p>DOCUMENT HOLDER, DIAMETER = 125MM, LENGTH = 345, BLACK WITH CHAIN</p> <p>DOKUMENTENHALTER, DURCHMESSER = 125MM, LNGE = 345, SCHWARZ MIT KETTE</p> <p>PORTE-DOCUMENTS, DIAMETRE = 125MM, LONGUEUR = 345, NOIR AVEC CHAINE</p>
	67DOK004	<p>ШКАФ ЗА ДОКУМЕНТИ TYPE RIMBOX 300</p> <p>DOCUMENT CASE, FICHET, RIM BOX TYPE 300</p> <p>DOKUMENTENTASCHE, FICHET, FELGE BOX TYP 300</p> <p>DOCUMENT CASE, FICHET, RIM BOX TYPE 300</p>
	67DOK014	<p>КУТИЯ ЗА ДОКУМЕНТИ DIAMETER=125MM,L=345</p> <p>DOCUMENT HOLDER (DIAMETER=125MM / L=345 / BLACK WITH CHAIN)</p> <p>DOKUMENTENHALTER (DURCHMESSER=125MM / L=345 / SCHWARZ MIT KETTE)</p> <p>PORTE-DOCUMENTS (DIAMETRE = 125MM / L = 345 / NOIR AVEC CHAINE)</p>
	67МКВ016	<p>ГАБАРИТНА ТАБЕЛА (566X197MM)</p> <p>MARKING STICKER SET, TOWED VEHICLE, ECE70 (566X197MM)</p> <p>KENNZEICHNUNGS-AUFKLEBER SET, ABGESCHLEPPTES FAHRZEUG, ECE70 (566X197MM)</p> <p>ENSEMBLE AUTOCOLLANT DE MARQUAGE, VÉHICULE REMORQUÉ, ECE70 (566X197MM)</p>
	67МКВ039	<p>ГАБАРИТНА ТАБЕЛА 566X197</p> <p>1 PIECE MARKING SIGN, TOWED VEHICLE, 566X197</p> <p>1 KENNZEICHNUNGS-SCHILD, ABGESCHLEPPTES FAHRZEUG, 566X197</p> <p>SIGNE DE MARQUAGE 1 PICE, VÉHICULE REMORQUÉ, 566X197</p>



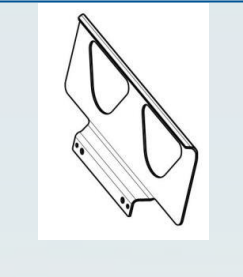




	Article	Description
	67STI024	СТИКЕР ЗА ОБОЗНАЧЕНИЕ ЗАЗЕМЯВАНЕ STICKER GROUNDING - TRIANGULAR, YELLOW-BLACK AUFKLEBER ERDUNG - DREIECKIG, GELB-SCHWARZ AUTOCOLLANT MISE LA TERRE - TRIANGULAIRE, JAUNE-NOIR
	67STI433	СТИКЕР 300 X 300 STICKER, ENVIRONMENTAL HAZARD 300 X 300 BLACK/WHITE AUFKLEBER, UMWELTGEFHRUNG 300 X 300 SCHWARZ/WEIß AUTOCOLLANT, DANGER POUR L'ENVIRONNEMENT 300 X 300 NOIR / BLANC
	67STI526	СВЕТЛООТРАЗИТЕЛНА ЛЕНТА LAG ЖЪЛТА (Breedte 55mm / Lengte 50Mtr) MARKER BAND LAG-YELLOW (WIDTH 55MM/LENGTH 50MTR) INCLUDING E-VERIFICATION MARKER BAND LAG-GELB (BREITE 55MM/LÄNGE 50MTR) EINSCHLIEßLICH E-VERIFIKATION MARQUEUR LAG-JAUNE (LARGEUR 55MM/LONGUEUR 50MTR) Y COMPRIS E-VÉRIFICATION
	67STI527	СВЕТЛООТРАЗИТЕЛНА ЛЕНТА LAG - ЧЕРВЕНА (Breedte 55mm / Lengte 50Mtr) MARKER BAND LAG-RED (WIDTH 55MM/LENGTH 50MTR) PRICE INCLUDES. E-VERIFICATION MARKER BAND LAG-ROT (BREITE 55MM/LÄNGE 50MTR) PREIS BEINHALTET. E-VERIFIKATION LA BANDE DE MARQUEUR LAG-ROUGE (LARGEUR 55MM/LENGTH 50MTR) INCLUT LE PRIX. VÉRIFICATION ÉLECTRONIQUE
	67WBL003	СТОЙКА ЗА КЛИН WHEEL BLOCK HOLDER NG 53 SHAPE B, STEEL, GALVANIZED RADBSCHLOSS HALTER NG 53 FORM B, STAHL, GALVANISIERT SUPPORT DE BLOC DE ROUE NG 53 FORME B, ACIER, GALVANISE
	67WBL007	КЛИН ЗА ГУМИ 46 PVC ЖЪЛТ WHEEL BLOCK NG 46 SHAPE E PVC, YELLOW UNTERLEGKEILE NG 46 FORM E PVC, GELB BLOC ROUE NG 46 FORME E PVC, JAUNE
	67WBL009	СТОЙКА ЗА КЛИН 53 WHEEL BLOCK HOLDER NG 53 , CLAMPABLE ON CHASSIS PLATE RADBSCHLOSS HALTER NG 53, AN CHASSIS-PLATTE KLEMMBAR PORTE-BLOC DE ROUE NG 53, ACROCHABLE SUR LA PLAQUE DE CHASSIS

	Article	Description
	67WBL010	<p>КЛИН ЗА ГУМИ 53</p> <p>WHEEL BLOCK NG 53 SHAPE E, PLASTIC, YELLOW (POLYPROPYLENE)</p> <p>UNTERLEGKEILE NG 53 FORM E, KUNSTSTOFF, GELB (POLYPROPYLENE)</p> <p>BLOC ROUE NG 53 FORME E, PLASTIQUE, JAUNE (POLYPROPYLÈNE)</p>
	67WBL015	<p>БЛОКАЖ ЗА ГУМИ 53</p> <p>WHEEL BLOCK HOLDER NG 53, PIPE ATTACHMENT</p> <p>RADBSCHLOSS HALTER NG 53, ROHR-BEFESTIGUNG</p> <p>PORTE-BLOC DE ROUE NG 53, ATTACHE POUR TUYAU</p>
	67WBL016	<p>КЛИН ЗА ГУМИ 53</p> <p>WHEEL BLOCK NG 53, PLASTIC, YELLOW (DIN 76051; THERMOPLASTIC )</p> <p>UNTERLEGKEILE NG 53, KUNSTSTOFF, GELB (DIN 76051; THERMOKUNSTSTOFF)</p> <p>BLOC ROUE NG 53, PLASTIQUE, JAUNE (DIN 76051; THERMOPLASTIQUE)</p>
	73BWP001	<p>НИВЕЛИР 100 X 40 X 15 MM C LOGO LAG</p> <p>LEVEL 100 X 40 X 15 MM WITH PRINTING LOGO LAYER</p> <p>EBENE 100 X 40 X 15 MM MIT DRUCK LOGO SCHICHT</p> <p>NIVEAU 100 X 40 X 15 MM AVEC COUCHE DE LOGO D'IMPRESSION</p>
	73SHC017	<p>BALANSBLOK VEEROPROLSYSTEEM: F=4-6KG - L=2 M</p> <p>BALANCE BLOCK SPRING RETRACTOR SYSTEM: F = 4-6KG-L = 2 M</p> <p>BALANCE BLOCK FEDER RETRAKTOR SYSTEM: F = 4-6 KG-L = 2 M</p> <p>SYSTÈME DE RÉTRACTEUR DE RESSORT DE BLOC D'ÉQUILIBRE: F = 4-6KG-L = 2 M</p>
	74STO001	<p>КЛЮЧ ЗА НАКР. 90-155 NW 50 NW80</p> <p>HOOK KEY 90-155 NW 50 TOT NW80 HOOK</p> <p>SCHLÜSSEL 90-155 NW 50 TOT NW80</p> <p>CROCHET CLE 90-155 NW 50 TOT NW80</p>
	84SLO012	<p>КЛЮЧ ЗА ШКАФ L=160</p> <p>SQUARE KEY L=160 STEEL NICKEL PLATED</p> <p>QUADRATISCHER SCHLÜSSEL L=160 STAHL VERNICKELT</p> <p>CLÉ CARRÉE L = 160 ACIER NICKEL</p>

	Article	Description
	84SLO019	<p>КЛЮЧ ЗА ШКАФ</p> <p>PERPENDICULAR KEY, EXTERNAL AND INTERNAL SQUARE</p> <p>SENKRECHTER SCHLSSEL, EXTERN UND INTERN QUADRATISCH</p> <p>CLÉ PERPENDICULAIRE, CARRÉ EXTERNE ET INTERNE</p>
	92DIV004	<p>ПИСТОЛЕТ 1/4"ЗА ВЪЗДУХ</p> <p>AIRBLOW GUN 1/4 "CONNECTION</p> <p>LUFTBLASPISTOLE 1/4 "ANSCHLUSS</p> <p>BLOW GUN 1/4 "CONNEXION</p>

	Article	Description
	18SOG7003A	ПЛОЧА 10MM H60 MILL PLATE 10MM H60 NO RAMP S.S. (ZINC EPOXY TREATED) MÜHLEN PLATTE 10MM H60 NO RAMP SB (ZINK EPOXY BEHANDELT) PLAQUE DE MOULIN 10MM H60 NO RAMPE S.S. (ZINC ÉPOXY TRAITÉ)
	18SOG7008A	ПЛОЧА 8MM H58 MILL PLATE 8MM H58 WITH RAMP MÜHLEN PLATTE 8MM H58 MIT RAMPE PLAQUE DE MOULIN 8MM H58 AVEC RAMPE
	28A7Q000024	ПОКАЗАТЕЛ ВИСОЧИНА 120 HEIGHT CONTROLLER ASSEMBLY SPANISH SCALE SQUARE 120 HHENREGLER MONTAGE SPANISCH SCALE SQUARE 120 ASSEMBLAGE DE CONTRLEUR DE HAUTEUR ESPAGNOL SCALE SQUARE 120
	28M0J0270A	СКОБА ЗА ПРЕГРАДА SIDEGUARD BRACKET SEITENSCHIRM HALTERUNG SUPPORT DE PARE CYCLISTE
	28M0R0172A	СКОБА БУТИЛКА ВЪЗДУХ AIR TANK ATTACHMENT LUFTBEHÄLTER BEFESTIGUNG ATTACHE DE RÉSERVOIR D'AIR
	28M2J0110B03	СКОБА ЗА ЗАСТОПОРЯВАНЕ КЪМ ФЕРИБОТ FERRY HOOK FIXING BRACKET, MOLENPLATE STAINLESS STEEL FËREHAKEN BEFESTIGUNGSHALTER, MLLENPLATTE ROSTFREIER STAHL SUPPORT DE FIXATION CROCHET FERRY, ACIER INOXYDABLE MOLENPLATE
	28M6L0042A	ГАЙКА [1.4301] / M24 X 30 SLW46 SIX-SIDED STAINLESS STEEL [1.4301] / M24 X 30 SLW46 SECHSSEITIG EDELSTAHL [1.4301] / M24 X 30 SLW46 ACIER INOXYDABLE SIX RAYONS [1.4301] / M24 X 30 SLW46






	Article	Description
	33WKX006	СТРАНИЧНА ПРЕГРАДА 100 X 100 - 6060 T6 - L =4000 SIDE GUARD 100 X 100 - 6060 T6 - LENGTH = 4000 SEITENSCHIRM 100 X 100 - 6060 T6 - LINGE = 4000 PROFIL ALU PARE CYCLISTE 100 X 100 - 6060 T6 - LONGUEUR = 4000
	33WKX017	СТРАНИЧНА ПРЕГРАДА 100 X 30 - 6060 T6 - L=6500 SIDE GUARD 100 X 30 - 6060 T6 - LENGTH = 6500 SEITENSCHIRM 100 X 30 - 6060 T6 - LINGE = 6500 PROFIL ALU PARE CYCLISTE 100 X 30 - 6060 T6 - LONGUEUR = 6500
	38A3M0000071	ГАБАРИТНА МАРКА MARKING BOARD ATTACHMENT/WIDTH MARKING ANODIZED ALUMINIUM KENNZEICHNUNGSTAFEL BEFESTIGUNG/BREITENKENNZEICHNUNG ELOXIERTES ALUMINIUM FIXATION DE PANNEAU DE MARQUAGE / MARQUAGE DE LARGEUR D'ALUMINIUM ANODISÉ
	62ALV001	ДЖАНТА ALCOA 11.75X22.5 M22 ALUMINIUM MAT, ET0, B.GAT26 ALCOA RIM 11.75X22.5 M22 ALUMINIUM MATTE, ET0, B. 26-HOLE ALCOA FELGE 11.75X22.5 M22 ALUMINIUM MATT, ET0, B. 26-LOCH JANTE ALCOA 11.75X22.5 M22 ALUMINIUM MAT, ET0, B. 26-TROUS
	62ALV009	ДЖАНТА ALCOA 11.75X22.5 M22 ALUMINIUM, MATTE UITVOERING ,ET120 , GAT26 ALCOA RIM 11.75X22.5 M22 ALUMINIUM, MATTE VERSION, ET120, 26- HOLE ALCOA FELGE 11.75X22.5 M22 ALUMINIUM, MATT-VERSION, ET120, 26- LOCH JANTE ALCOA11.75X22.5 M22 ALUMINIUM,VERS MAT, ET120,26 TROUS
	62ALV020	ДЖАНТА ALCOA 11.75X22.5M22 ALU, DB-EVO, ET0, B.GAT26 ALCOA RIM 11.75X22.5M22 ALU, DB-EVO, ET0, B. 26-HOLE ALCOA FELGE 11.75X22.5M22 ALU, DB-EVO, ET0, B. 26- LOCH JANTE ALCOA 11.75X22.5M22 ALU, DB-EVO, ET0, B. 26-TROUS
	62ALV021	ДЖАНТА ALCOA 11.75X22.5M22 ALUMINIUM , DB-EVO, ET120, GAT26 ALCOA RIM 11.75X22.5M22 ALUMINIUM, DB-EVO, ET120, 26-HOLE ALCOA FELGE 11.75X22.5M22 ALUMINIUM, DB-EVO, ET120, 26- LOCH JANTE ALCOA 11.75X22.5M22 ALUMINIUM, DB-EVO, ET120, 26 TROUS

	Article	Description
	62ALV035	<p>ДЖАНТА ALCOA 11.75 X 22.5 ALU, DB-EVO, ET0 5000</p> <p>KG!ALCOA RIM 11.75 X 22.5 ALU, DB-EVO, ET0 5000</p> <p>KG!ALCOA FELGE 11,75 X 22,5 ALU, DB-EVO, ET0 5000</p> <p>KG!JANTE ALCOA 11,75 X 22,5 ALU,DB-EVO,ET05000</p>
	62BPV001	<p>ДЖАНТА BPW ECO 11.75X22.5 M22 ALU, BRILIANT, GAT26 -</p> <p>ET0 BPW ECO RIM 11.75X22.5 M22 ALU, BRILLIANT, 26-</p> <p>HOLE BPW ECO FELGE 11.75X22.5 M22 ALU, BRILLIANT, 26-</p> <p>LOCH JANTE BPW ECO 11.75X22.5 M22 ALU, BRILLANT, 26S</p>
	62BPV002	<p>ДЖАНТА BPW ECO 11.75X22.5 M22 ALU,BRILIANT, GAT26 - ET120</p> <p>BPW ECO RIM 11.75 X 22.5 M22 ALU, BRILIANT, 26 HOLE - ET120</p> <p>BPW ECO FELGE 11,75 X 22,5 M22 ALU, BRILLANT, 26 LOCH-ET120</p> <p>JANTE BPW ECO 11,75 X 22,5 M22 ALU, BRILLANT, 26 TROUS-ET120</p>
	63BPP001	<p>КОМПЛЕКТ КРАКА BPW 850/520 + S- 1500MM</p> <p>LANDINGGEAR PAIR/SET R + L, BPW 850/520 + S-FOOT + CRANK + CONNECTION TUBE 1500MM</p> <p>FAHRWERK PAAR/SET R + L, BPW 850/520 + S-FUß + KURBEL + VERBINDUNGSSCHLAUCH 1500MM</p> <p>PAIRE DE BEQUILLES / SET D+G, BPW 850/520 + S-FOOT + MANIVELLE + TUBE DE RACCORDEMENT 1500MM</p>
	63JOD004	<p>СТОЙКА LG=115 JOST JS E0040200</p> <p>SWIVEL STOOL HOLDER LG = 115 JOST JS E0040200</p> <p>DREHHOCKER-HALTERUNG LG = 115 JOST JS E0040200</p> <p>PORTE-TUBE PIVOTANT LG = 115 JOST JS E0040200</p>
	63JOD007	<p>МАНИВЕЛА JOST JS 1118-03 A=230 (KORT) STAND JACK</p> <p>CRANK JOST JS 1118-03 A = 230 (SHORT) WAGENHEBER-</p> <p>KURBEL JOST JS 1118-03 A = 230 (KURZ) SUPPORT</p> <p>MANIVELLE JACK JOST JS 1118-03 A = 230 (COURT)</p>
	63JOD019	<p>КЛИН JOST MODUL B L04 - LG=1500</p> <p>CONNECTING ROD JOST MODUL B L04-LG = 1500</p> <p>PLEUEL JOST MODUL B L04-LG = 1500</p> <p>TRINGLE DE RACCORDEMENT JOST MODUL B L04-LG = 1500</p>

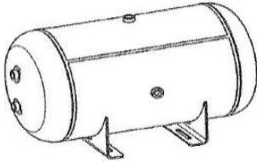
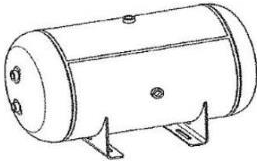
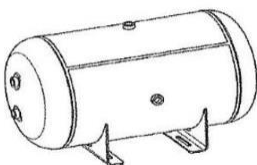
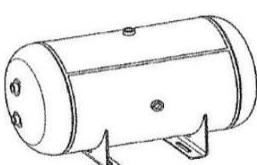



	Article	Description
	63JOD020	КЛИН JOST MODUL B L08 - LG=1635  CONNECTION ROD JOST MODUL B L08 CONNECTING - LG = 1635  VERBINDUNGSSTAB JOST MODUL B L08 VERBINDUNG - LG = 1635  BARRE DE RACCORDEMENT JOST MODULE B L08 CONNEXION - LG = 1635
	63JOD021	МАНИВЕЛА JOST A=450 (LANG)  CRANK JOST A = 450  KURBEL JOST A = 450  MANIVELLE JOST A = 450
	63JOD022	ПЕТА 3А JOST MODUL B  S-FOOT FOR JOST LANDINGGEAR MODUL B LANDINGGEAR  S-FUß FR JOST FAHRWERK MODUL B FAHRWERK  S-FOOT POUR BEQUILLES JOST MODUL B
	63JOD025	ПЕТА 3А JOST MODUL B T-FOOT FOR JOST MODUL B LANDINGGEAR T-FUß FÜR JOST MODUL B FAHRWERK  T-FOOT POUR JOST MODUL B LANDINGGEAR
	63JOD027	МАНИВЕЛА JOST A=350  CRANK STAND JACK JOST A = 350  KURBEL WAGENHEBER JOST A = 350  MANIVELLE JACK A = 350
	63JOD029	BUITENRAAMBEDIENING VOOR STEUNPOTEN JOST (MODUL B+C)  EXTERNAL WINDOW CONTROL FOR SUPPORT LEGS JOST (MODUL B + C)  EXTERNE FENSTERSTEUERUNG FÜR UNTERSTÜTZUNG DER BEINE JOST (MODUL B + C)  COMMANDE DE FENÊTRE EXTERNE POUR LES JAMBES DE SOUTIEN JOST (MODUL B + C)
	63JOD031	СТОЙКА LG=215 JOST SWIVEL STOOL  HOLDER LG = 215 JOST DREHOCKER-  HALTERUNG LG = 215 JOST SUPPORT  MANIVELLE LG = 215 JOST

	Article	Description
	63JOP132	<p>STEUNVOET PAAR, JOST CA 103 A / MH=800/SL=370 (ZONDER ZWENDEL, ZONDER VERBINDINGSBUIJS )</p> <p>BRACKET FOOT PAIR, JOST CA 103 A / MH = 800 / SL = 370 (EXCLUSIVE CRANK OR CONNECTION TUBE)</p> <p>TRÄGERFUß PAAR, JOST CA 103 A / MH = 800 / SL = 370 (EXKLUSIVE KURBEL ODER VERBINDUNGSSCHLAUCH)</p> <p>MECANISME PAIRE DE BEQUILLES, JOST CA 103 A / MH = 800 / SL = 370 (MANIVELLE EXCLUSIVE OU TUBE DE RACCORDEMENT)</p>
	63JOP142	<p>KPAKA JOST MODUL B 800/470 BOVEN MET S-VOET ( B0301-010000 )</p> <p>SUPPORT FOOT PAIR, JOST MODUL B 800/470 TOP WITH S-FOOT (B0301-010000)</p> <p>STTZ FUSS PAAR, JOST MODUL B 800/470 TOP MIT S-FOOT (B0301-010000)</p> <p>PAIRE DE PIEDS DE SUPPORT, MODULE JOST B 800/470 HAUT AVEC S-FOOT (B0301-010000)</p>
	63JOP150	<p>KPAKA JOST MODUL B 750/430 DUB (SET/PAAR) MET S-VOET LANDINGGEAR</p> <p>JOST MODUL B 750/430 DUB (SET/PAIR) WITH S-FOOT FAHRWERK JOST</p> <p>MODUL B 750/430 DUB (SET/PAAR) MIT S-FUß</p> <p>PAIRE DE BEQUILLES JOST MODULE B 750/430 DUB (SET / PAIRE) AVEC S-FOOT</p>
	63JOP151	<p>KPAKA JOST MODUL B 700/400 BOV - B0501-040000 / T-VOET</p> <p>LANDINGGEAR FOOT PAIR/SET, JOST MODUL B 700/400 BOV - B0501-040000 / T-FOOT</p> <p>FAHRWERK FUß PAAR/SET, JOST MODUL B 700/400 BOV - B0501-040000 / T-FUß</p> <p>PAIRE DE BEQUILLES/ENSEMBLE JOST MODULE B 700/400 BOV - B0501-040000 / T-FOOT</p>
	63JOP152	<p>KPAKA JOST MODUL B 700/400 BOV - B0501-040000 / S-VOET</p> <p>SUPPORT FOOT PAIR/SET, JOST MODUL B 700/400 BOV-B0501-040000/S-BASE</p> <p>STTZ FUSS PAAR/SET, JOST MODUL B 700/400-B0501-040000/S-BASE</p> <p>PAIRE DE PIED SUPPORT/SET, MODULE JOST B 700/400 BOV-B0501-040000/S-BASE</p>
	63KPC004	<p>ЦАРСКИ БОЛТ 2" JOST CT 8MM</p> <p>KINGPIN 2" JOST COMPLETE, VR PLATE 8MM</p> <p>KÖNIGSZAPFEN 2" JOST KOMPLETT, VR PLATTE 8MM</p> <p>PIVOT D'ATTELAGE 2 "JOST COMPLET, PLAQUE VR 8MM</p>
	63KPC005	<p>ЦАРСКИ БОЛТ 2" JOST 10 MM</p> <p>KINGPIN 2" JOST, COMPLETE, VR PLATE 10 MM</p> <p>KÖNIGSZAPFEN 2" JOST, KOMPLETT, VR PLATTE 10 MM</p> <p>PIVOT D'ATTELAGE 2 "JOST, COMPLET, PLAQUE VR 10 MM</p>

	Article	Description
	63SDI003	VALPOOT LIGHT - ALUMINIUM UITVOERING (TOT. HOOGTE 795MM - SLAG : 500MM) 30TON FOLDING LEG LIGHT-ALUMINUM VERSION (UP TO. HEIGHT 795MM-STROKE: 500MM) 30TON KLAPP BEIN LIGHT-ALUMINIUMVERSION (BIS. HÖHE 795MM-HUB: 500MM) 30TON JAMBE PLIANTE-VERSION ALUMINIUM (JUSQU'À. HAUTEUR 795MM-STROKE: 500MM) 30TON
	65LBE002	HOOGTEREGELAAR BEVESTIGING RING GAGE ASSEMBLY -Q GESTAENGE LEVIER ELASTIQUE
	65RBE019	BEVESTIGINGSPLAAT REM EN LICHT (635 X 85 X 3 ATTACHMENT PLATE BRAKE AND LIGHT (635 X 85 X 3 BEFESTIGUNGSPLATTE BREMSE UND LICHT (635 X 85 X 3) PLAQUE DE FIXATION FREIN ET LUMIÈRE (635 X 85 X 3)
	65RKE006	LUCHTKETEL ALUMINIUM - 20 LTR - 505 X 246 MM AIR TANK ALUMINIUM - 20 LITER - 505 X 246 MM LUFTBEHÄLTER ALUMINIUM - 20 LITER - 505 X 246 MM RÉSERVOIR D'AIR ALUMINIUM - 20 LITRE - 505 X 246 MM
	65RKE009	LUCHTKETEL ALU - 40 LTR - 758 X 276 MM (WERKDRUK MIN. 10 BAR) AIR TANK ALU - 40 LITER - 758 X 276 MM (WORKING PRESSURE MIN. 10 BAR) LUFTBEHÄLTER ALU - 40 LITER - 758 X 276 MM (BETRIEBSDRUCK MIN. 10 BAR) RÉSERVOIR D'AIR ALU - 40 LITRES - 758 X 276 MM (PRESSION DE TRAVAIL MIN 10 BAR)
	65RKE010	LUCHTKETEL STAAL - 40 LTR - 760 X 276 MM AIR TANK STEEL - 40 LITER - 760 X 276 MM LUFTBEHÄLTER STAHL - 40 LITER - 760 X 276 MM RÉSERVOIR D'AIR ACIER - 40 LITRE - 760 X 276 MM
	65RKE013	LUCHTKETEL STAAL - 60 LTR - 1109 X 276 MM AIR TANK STEEL - 60 LITER - 1109 X 276 MM LUFTBEHÄLTER STAHL - 60 LITER - 1109 X 276 MM RÉSERVOIR D'AIR ACIER - 60 LITRES - 1109 X 276 MM



	Article	Description
	65RKE014	<p>LUCHTKETEL ALUMINIUM - 60 LTR - 900 X 310 MM</p> <p>AIR TANK ALUMINIUM - 60 LITER - 900 X 310 MM</p> <p>LUFTBEHÄLTER ALUMINIUM - 60 LITER - 900 X 310 MM</p> <p>RÉSERVOIR D'AIR ALU - 60 LITRE - 900 X 310 MM</p>
	65RKE015	<p>LUCHTKETEL STAAL - 60 LTR - 884 X 310 MM (WERKDRUK MIN. 10 BAR)</p> <p>AIR TANK STEEL - 60 LITER - 884 X 310 MM (WORKING PRESSURE MIN. 10 BAR)</p> <p>LUFTBEHÄLTER STAHL - 60 LITER - 884 X 310 MM (BETRIEBSDRUCK MIN. 10 BAR)</p> <p>RÉSERVOIR D'AIR ACIER - 60 LITRES - 884 X 310 MM (PRESSION DE TRAVAIL MIN 10 BAR)</p>
	65RKE020	<p>LUCHTKETEL ALUMINIUM - 80 LTR - 1175 X 310 MM</p> <p>AIR TANK ALUMINIUM - 80 LITER - 1175 X 310 MM</p> <p>LUFTBEHÄLTER ALUMINIUM - 80 LITER - 1175 X 310 MM</p> <p>RÉSERVOIR D'AIR ALUMINIUM - 80 LITRE - 1175 X 310 MM</p>
	65RKE022	<p>LUCHTKETEL STAAL - 80 LTR - 1175 X 310 MM</p> <p>AIR TANK STEEL - 80 LITER - 1175 X 310 MM</p> <p>LUFTBEHÄLTER STAHL - 80 LITER - 1175 X 310 MM</p> <p>RÉSERVOIR D'AIR ACIER - 80 LITRE - 1175 X 310 MM</p>
	65RKE025	<p>LUCHTKETEL ALU - 40 LTR - 945 X 246 MM (WERKDRUK MIN. 10 BAR)</p> <p>AIR TANK ALU - 40 LITER - 945 X 246 MM (WORKING PRESSURE MIN. 10 BAR)</p> <p>LUFTBEHÄLTER ALU - 40 LITER - 945 X 246 MM (BETRIEBSDRUCK MIN. 10 BAR)</p> <p>RESERVOIR D'AIR ALU - 40 LITRE - 945 X 246 MM (PRESSION DE TRAVAIL MIN 10 BAR)</p>
	65RKE035	<p>LUCHTKETEL ALU - 60 LTR - 396/591 MET BEUGEL (9.5 BAR - ZWART GECOAT)</p> <p>AIR TANK ALU - 60 LITER - 396/591 WITH BRACKET (9.5 BAR - BLACK COATED)</p> <p>LUFTBEHÄLTER ALU - 60 LITER - 396/591 MIT HALTERUNG (9.5 BAR - SCHWARZ BESCHICHTET)</p> <p>RESERVOIR D'AIR ALU - 60 LITRE - 396/591 AVEC SUPPORT (9,5 BAR - NOIR)</p>
	65RKE036	<p>LUCHTKETEL ALU - 80 LTR - 396/758 MET BEUGEL (9.5 BAR - ZWART GECOAT)</p> <p>AIR TANK ALU - 80 LITER - 396/758 WITH BRACKET (9.5 BAR - BLACK COATED)</p> <p>LUFTBEHÄLTER ALU - 80 LITER - 396/758 MIT HALTERUNG (9.5 BAR - SCHWARZ BESCHICHTET)</p> <p>RÉSERVOIR D'AIR ALU - 80 LITRE - 396/758 AVEC SUPPORT (9,5 BAR - NOIR)</p>

	Article	Description
	65RKE042	<p>LUCHTKETEL ALUMINIUM - 100LITER - 396/925 BEUGEL - NORM EN286-2 - PS 9.5 BAR - ZWART GECOAT</p> <p>AIR TANK ALUMINIUM - 100 LITER - 396/925 BRACKET - STANDARD EN286-2 - PS 9.5 BAR - BLACK COATED</p> <p>LUFTBEHÄLTER ALUMINIUM - 100 LITER - 396/925 HALTERUNG - STANDARD EN286-2 - PS 9.5 BAR - SCHWARZ BESCHICHTET</p> <p>RÉSERVOIR D'AIR ALUMINIUM - 100 LITRE - 396/925 SUPPORT - STANDARD EN286-2 - PS 9,5 BAR - NOIR</p>
	65RKE044	<p>LUCHTKETEL ALU - 80 LTR- 310/1165 MET BEUGEL (PS 10 BAR - ZWART GECOAT)</p> <p>AIR TANK ALU-80 LTR-310/1165 WITH BRACKET (PS 10 BAR-BLACK COATED)</p> <p>LUFTBEHÄLTER ALU-80 LTR-310/1165 MIT HALTERUNG (PS 10 BAR-SCHWARZ BESCHICHTET)</p> <p>RÉSERVOIR D'AIR ALU-80 LTR-310/1165 AVEC SUPPORT (PS 10 BAR-ENDUIT NOIR)</p>
	65RKE045	<p>LUCHTKETEL ALU - 60 LTR- 310/900 MET BEUGEL ( PS 10 BAR - ZWART GECOAT)</p> <p>AIR TANK ALU - 60 LITER- 310/900 WITH BRACKET (PS 10 BAR - BLACK COATED)</p> <p>LUFTBEHÄLTER ALU - 60 LITER- 310/900 MIT HALTERUNG (PS 10 BAR - SCHWARZ BESCHICHTET)</p> <p>RÉSERVOIR D'AIR ALU - 60 LITRE - 310/900 AVEC SUPPORT (PS 10 BAR - NOIR)</p>
	65RKE047	<p>LUCHTKETEL ALUMINIUM 100LITER 396/925 BEUGEL (ZWART GECOAT)</p> <p>AIR TANK ALUMINIUM 100 LITER 396/925 BRACKET (BLACK COATED)</p> <p>LUFTBEHÄLTER ALUMINIUM 100 LITER 396/925 HALTERUNG (SCHWARZ BESCHICHTET)</p> <p>RESERVOIR D'AIR ALUMINIUM 100 LITRE 396/925 SUPPORT - ENDUIT NOIR</p>
	67BUM001	<p>BUMPER+LICHTKAST ALUMINIUM GEANODISEERD (101X234 L=2400)</p> <p>BUMPER + LIGHT CASE ALUMINIUM ANODIZED (101X234 L = 2400)</p> <p>STOßSTANGE + LICHTGEHÄUSE ALUMINIUM ELOXIERT (101X234 L = 2400)</p> <p>PARE-CHOCS + BOITIER LUMINEUX ALUMINIUM ANODISÉ (101X234 L = 2400)</p>
	67BUM002	<p>BUMPER, ALUMINIUM GEANODISEERD.130X90 L=2400 EEG, ALUSUISSE</p> <p>BUMPER, ALUMINIUM ANODIZED.130X90 L = 2400 EEG, ALUSUISSE</p> <p>STOßSTANGE, ALUMINIUM ELOXIERT.130X90 L = 2400 EEG, ALUSUISSE</p> <p>PARE-CHOCS, ALUMINIUM ANODIZED.130X90 L = 2400 EEG, ALUSUISSE</p>
	67BUM005	<p>EINDSTUK LINKS + RECHTS RUBBER , ALUMINIUM SUISSE S-160</p> <p>END PIECE LEFT + RIGHT RUBBER FOR BUMPER, ALUMINIUM SUISSE S-160</p> <p>ENDSTÜCK LINKS + RECHTS GUMMI FÜR STOßSTANGE, ALUMINIUM SUISSE S-160</p> <p>PIÈCE D'EXTRÉMITÉ GAUCHE + CAOUTCHOUC DROIT POUR PARE-CHOCS, ALUMINIUM SUISSE S-160</p>

	Article	Description
	67BUM006	KUNSTSTOF AFDEKSTRIP VOOR BUMPER 67BUM001 PLASTIC COVER STRIP FOR BUMPER 67BUM001 KUNSTSTOFF COVER STRIP FÜR STOßSTANGE 67BUM001 BANDE DE COUVERTURE EN PLASTIQUE POUR PARE-CHOC 67BUM001
	67BUM007	RUBBER EINDSTUK VOOR ALUMINIUM PROFIEL 234X101X30 RUBBER END PIECE FOR ALUMINIUM PROFILE 234X101X30 GUMMI ENDSTÜCK FÜR ALUMINIUM PROFILE 234X101X30 PIÈCE EN CAOUTCHOUC D'EXTREMITÉ POUR PROFIL EN ALUMINIUM 234X101X30
	67BUM031	BEVESTIGING BREEDTELICHT OP ASPOCK BUMPER ATTACHMENT WIDTH LIGHT ON ASPOCK BUMPER BREITE LICHT BEFESTIGUNG AUF ASPOCK STOßSTANGE ATTACHE LUMIÈRE DE LARGEUR SUR PARE-CHOC ASPOCK
	67BUM032	EINDKAPPEN ASPOCK BUMPER RECHTS + LINKS END CAPS ASPOCK BUMPER RIGHT + LEFT ABSCHLUSSKAPPEN ASPOCK STOßSTANGE RECHTS + LINKS PIECES D'EXTREMITÉ POUR PARE-CHOC ASPOCK DROIT + GAUCHE
	67BUM035	BUMPER ALUMINIUM INCL. VERLICHTING ASPOCK EUROPOINT II BUMPER ALUMINIUM INCL. LIGHTING ASPOCK EURO POINT II STOßFÄNGER ALUMINIUM INKL. BELEUCHTUNG EURO POINT II PARE-CHOC ALUMINIUM INCL. ÉCLAIRAGE ASPOCK EURO POINT II
	67BUM036	BUMPER, ALUMINIUM GEANODISEERD - 130X90 L=2400 (EEG KEUR), ALUSUISSE BUMPER, ALUMINIUM ANODIZED - 130X90 L = 2400 (EEC CERT.), ALUSUISSE STOßSTANGE, ALUMINIUM ELOXIERT - 130X90 L = 2400 (EEC CERT.), ALUSUISSE PARE-CHOC, ALUMINIUM ANODISÉ - 130X90 L = 2400 (CERT. CEE), ALUSUISSE
	67BUM037	BUMPER+ LICHTKAST ALUMINIUM GEANODISEERD, ONGEBOORD BUMPER + LIGHT CASE ALUMINIUM ANODIZED, UNDRILLED STOßSTANGE + LICHTGEHÄUSE ALUMINIUM ELOXIERT, UNGEBOHRT PARE-CHOC + BOITIER LUMINEUX ALUMINIUM ANODISÉ, NON REMPLI

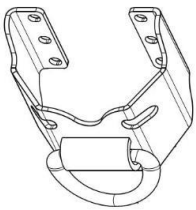


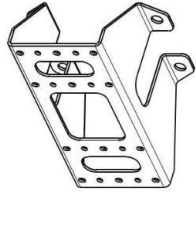

	Article	Description
	67BUM070	<p>LICHTKAST (UNIVERSEEL) - ROESTVRIJSTAAL - LASMONTAGE</p> <p>LIGHT CASE (UNIVERSAL) - STAINLESS STEEL - WELD ASSEMBLY</p> <p>LICHTGEHÄUSE (UNIVERSAL) - EDELSTAHL – SCHWEIßMONTAGE</p> <p>BOITIER LUMINEUX (UNIVERSEL) - ACIER INOXYDABLE - ENSEMBLE SOUDURE</p>
	67BUM082	<p>BUMPER+ LICHTKAST COMPLEET, ALUMINIUM, GEBOORD (14-4164-407)</p> <p>BUMPER + LIGHT CASE COMPLETE, ALUMINIUM, DRILLED (14-4164-407)</p> <p>STOßSTANGE + LICHTGEHÄUSE KOMPLETT, ALUMINIUM, GEBOHRT (14-4164-407)</p> <p>PARE-CHOCS + ÉTUI LUMINEUX COMPLET, ALUMINIUM, PERCÉ (14-4164-407)</p>
	67BUM083	<p>BUMPER COMPLEET MET VERLICHTING - ALUMINIUM GEANODISEERD + 2X EUROPOINT III + 2X BREEDETLICHT.</p> <p>BUMPER COMPLETE WITH LIGHTING - ALUMINIUM ANODIZED + 2X EUROPOINT III + 2X WIDTH LIGHT.</p> <p>STOßSTANGE KOMPLETT MIT BELEUCHTUNG - ALUMINIUM ELOXIERT + 2X EUROPOINT III + 2X BREITE LICHT.</p> <p>PARE-CHOCS COMPLET AVEC ÉCLAIRAGE - ALUMINIUM ANODISÉ + 2X EUROPOINT III + 2X LUMIERE DE LARGEUR</p>
	67FEH001	<p>FERRYHAAK L-OOG=202,H=120,L-HOUDER=120 H=35 (GETEST 36TON)</p> <p>FERRY HOOK EYE LENGTH = 202 / HEIGHT 120 / HOLDER LENGTH 120 / HEIGHT 35 (TESTED 36TONNES)</p> <p>FERRY HOOK EYE LÄNGE = 202 / HÖHE 120 / HALTER LÄNGE 120 / HÖHE 35 (TESTED 36TONNES)</p> <p>CROCHET DE FERRY LONGUEUR DES OEILLETS = 202 / HAUTEUR 120 / LONGUEUR DU SUPPORT 120 / HAUTEUR 35 (TESTÉ 36TONNES)</p>
	67FSV002	<p>KUNSTSTOF EINDSTUK VOOR ALUMINIUM PROFIEL 100 X 100</p> <p>PLASTIC END PIECE FOR ALUMINIUM PROFILE 100 X 100</p> <p>KUNSTSTOFF ENDSTÜCK FÜR ALUMINIUM PROFILE 100 X 100</p> <p>PIECE EN PLASTIQUE POUR PROFIL EN ALUMINIUM 100 X 100</p>
	67FSV003	<p>KUNSTSTOF EINDSTUK VOOR ALUMINIUM PROFIEL 100 X 30</p> <p>PLASTIC END PIECE FOR ALUMINIUM PROFILE 100 X 30</p> <p>KUNSTSTOFF ENDSTÜCK FÜR ALUMINIUM PROFILE 100 X 30</p> <p>PIECE EN PLASTIQUE POUR PROFIL EN ALUMINIUM 100 X 30</p>
	67FSV006	<p>BEVEVESTIGING SET FIETSENVANGER, ROESTVRIJSTAAL, KLAPBAAR L=700 MM</p> <p>SIDEGUARD ATTACHMENT SET, STAINLESS STEEL, FOLDING L = 700 MM</p> <p>SEITENSCHIRM BEFESTIGUNG SET, EDELSTAHL, FALTBARE L = 700 MM</p> <p>ENSEMBLE DE FIXATION POUR GARDE-BOUE, ACIER INOXYDABLE, PLIANT L = 700 MM</p>



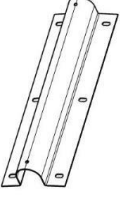


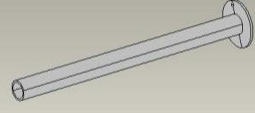

	Article	Description
	67FSV010	FIETSENVANGER SCHARNIERPLAAT VOOR KlapSTEUN RECHTS (STAAL) MOUNTING PLATE RIGHT MONTAGEPLATTE RECHTS PLAQUE DE MONTAGE DROITE
	67FSV011	FIETSENVANGER SCHARNIERPLAAT VOOR KlapSTEUN LINKS (STAAL) MOUNTING PLATE LEFT MONTAGEPLATTE LINKS PLAQUE DE MONTAGE GAUCHE
	67FSV014	BORGPEN Ø10 VOOR FIETSENVANGERSTEUN LOCKING PIN Ø10 FOR BIKE CATCHER SUPPORT VERRIEGELUNGSSTIFT Ø10 FÜR FAHRAD SCHUTZUNG SUPPORT GOUPILLE DE VERROUILLAGE Ø10 POUR SUPPORT DE PROTECTION VÉLO
	67FSV019	MONTAGE PROFIEL FIETSENVANGER (STAAL) ASSEMBLY PROFILE SIDEGUARD ASSEMBLY PROFILE SEITENSCHIRM PROFIL D'ASSEMBLAGE PLAQUE LATÉRALE
	67GRK001	OPBERGKIST KUNSTSTOF TYPE 103, 750 X 430 X 450 STORAGE BOX PLASTIC TYPE 103, 750 X 430 X 450 AUFBEWAHRUNGSBOX KUNSTSTOFF TYP 103, 750 X 430 X 450 BOÎTE DE RANGEMENT EN PLASTIQUE TYPE 103, 750 X 430 X 450
	67GRK003	KIST FICHET, TYPE 105, RIMBOX 1040X490X480 FICHET CHEST, TYPE 105, RIMBOX 1040X490X480 FICHET CHEST, TYP 105, RIMBOX 1040X490X480 COFFRE FICHET, TYPE 105, RIMBOX 1040X490X480
	67RWD002	HENDEL RESERVEWIELDRAGER LANG MODEL HANDLE SPARE WHEEL CARRIER LONG MODEL GRIFF RESERVERADHALTERUNG LANGES MODELL POIGNÉE PORTE-ROUE DE SECOURS MODÈLE LONG



	Article	Description
	67RWD003	<p>LIER RESERVEWIELDRAGER MET HAAKSE SMEERNIPPEL</p> <p>WINCH SPARE WHEEL CARRIER WITH RIGHT-ANGLE LUBRICATION NIPPLE</p> <p>WINDEN-RESERVERADTRÄGER MIT RECHTWINKLIGEM SCHMIERNIPPEL</p> <p>PORTE-ROUE DE RECHANGE DE TREUIL AVEC MAMELON DE LUBRIFICATION À ANGLE DROIT</p>
	67RWD016	<p>HAAK RESERVEWIELDRAGER RVS - KORT MODEL VOOR - ET0 VELGEN</p> <p>HOOK SPARE WHEEL CARRIER (STAINLESS STEEL - SHORT MODEL)</p> <p>HAKEN RESERVERADHALTERUNG (EDELSTAHL - KURZES MODELL)</p> <p>CROCHET PORTE-ROUE DE RECHANGE (ACIER INOXYDABLE - MODÈLE COURT)</p>
	73BKM029	<p>KM-TELLER, JOST, BA 385/65, MERCEDES KOMPAKT LA.</p> <p>KM COUNTER, JOST, BA 385/65, MERCEDES COMPACT LA.</p> <p>KM COUNTER, JOST, BA 385/65, MERCEDES COMPACT LA.</p> <p>KM COUNTER, JOST, BA 385/65, MERCEDES COMPACT LA.</p>
	84DIV037	<p>PARALLEL ARM D-40 - L488</p> <p>PARALLEL ARM D40 - L488</p> <p>PARALLELARM D40 - L488</p> <p>BRAS PARALLÈLE D40 - L488</p>
	A0R0000047	<p>MONTAGEPLAAT RIJHOOGTE VENTIEL</p> <p>MOUNTING PLATE DRIVING HEIGHT VALVE</p> <p>MONTAGEPLATTE MIT HÖHENVENTIL</p> <p>VALVE DE HAUTEUR D'ENTRAÎNEMENT DE PLAQUE DE MONTAGE</p>
	A1J0000559	<p>STEUN ZIJBESCHERMING</p> <p>SUPPORT SIDE PROTECTION</p> <p>SUPPORT SEITE SCHUTZ</p> <p>PROTECTION LATÉRALE</p>
	A2J0000012	<p>WIELKEG HOUDER (R530)</p> <p>WHEEL CHECK HOLDER (R530) CK</p> <p>LAUFRAD-KONTROLL HALTER (R530) CK</p> <p>SUPPORT DE CONTRÔLE DE ROUE (R530) CK</p>

	Article	Description
	A2J0001846	STEUN ZIJBESCHERMING BRACKET SIDE GUARD HALTERUNG SIDE GUARD SUPPORT PLAQUE LATERALE
	A2J0001847	FIETSENVANGER SCHARNIERPLAAT VOOR KlapSTEUN (ALUMINIUM) BICYCLE RIDER HINGE PLATE FOR BUMP SUPPORT (ALUMINIUM) FAHRRADFAHRER-SCHARNIERPLATTE FÜR BUMPEN-UNTERSTÜTZUNG (ALUMINIUM) BICYCLE RIDER PLAQUE DE CHARNIERE POUR SUPPORT DE BUMPE (ALUMINIUM)
	A2J0001849	VERTICALE STEUN FIETSENVANGER (ALUMINIUM) VERTICAL SUPPORT BICYCLE TRAILER (ALUMINIUM) VERTICAL SUPPORT FAHRRADANHÄNGER (ALUMINIUM) BICYCLE TRAILER SUPPORT VERTICAL (ALUMINIUM)
	A2J0001860	RESERVEWIEL HOUDER ALUMINIUM RESERVE WHEEL HOLDER ALUMINIUM RESERVERADHALTER ALUMINIUM PORTE-ROUE DE RESERVE ALUMINIUM
	A2J0002034	PEN VOOR SCHARNIER ZIJAFSCHERMING PIN FOR HINGE SIDE SHIELDING PENNE FÜR ABGEHÄNGTE SEITEN ABSCHIRMUNG PENNE POUR BLINDAGE LATÉRAL SUSPENDU
	A2M0000141	MONTAGEBEUGEL VOOR ZIJMARKERINGSLAMPEN MONTAGE OP FIETSENVANGER (HOGE UITVOERING) MOUNTING BRACKET FOR SIDE MARKER LAMPS MOUNTING ON BICYCLE TRAILER (HIGH VERSION) MONTAGEHALTERUNG FÜR SEITENMARKIERUNGSLAMPEN MONTAGE AUF FAHRRADANHÄNGER (HOHE VERSION) SUPPORT DE MONTAGE POUR LAMPES LATÉRALES DE MONTAGE SUR BICYCLE TRAILER (VERSION HAUTE)
	A2R0000236	CONTROLE PANEEL ALUMINIUM CONTROL PANEL ALUMINIUM BEDIENFELD ALUMINIUM PANNEAU DE COMMANDE EN ALUMINIUM

	Article	Description
	A3J0003068	FERRYHAAKBEVESTIGING OVER STEUNPOOT (IMO4 CERTIFIED)  FERRY HOOK ATTACHMENT OVER BRACKET LEG  FERRY HOOK BEVESTIGUNG ÜBER HALTERUNG  ATTACHE CROCHET SUR BRIDE
	A3J0004230	SIDEGUARD FRONT ( LU H 100 X W100 X L 500 )  SIDEGUARD FRONT ( LU H 100 X W100 X L 500 )  SEITENSCHIRM FRONT ( LU H 100 X W100 X L 500 )  GARDE-BOUE AVANT (LU H 100 X W100 X L 500)
	A7J0000823	WIELBLOKHOUDER STENVOETEN ALUMINIUM  WHEEL BLOCK HOLDER BRACKET FEET ALUMINIUM  RADBLOCKHALTERUNGSFUß ALUMINIUM  PIEDS DE SUPPORT DE BLOC PORTE-ROUE ALUMINIUM
	A7J0000825	BEVESTIGING BRANDBLUSSER OP KAM STEUNVOETEN  ATTACHMENT FIRE EXTINGUISHER ON KAM BRACKET FEET  BEVESTIGUNG FEUERLÖSCHER AUF KAM HALTERUNGSFUß  FIXATION D'EXTINCTEUR SUR PIED DE SUPPORT KAMP
	A7J0003001	FERRYHAAK BEVESTIGING VOOR STEUNPOOT (NIET IMO4 CERTIFIED)  FERRY HOOK FIXING FOR SUPPORT (NOT IMO 4 CERTIFIED)  FERRY HOOK BEVESTIGUNG (NICHT IMO 4 CERTIFIED)  FERRY HOOK FIXING POUR SUPPORT (NON CERTIFIÉ IMO 4)

	Article	Description
	28A3J0000013	SPATBORDSTEUN GESCHROEFD L550 LINKS MUDGUARD BRACKET SCREWED L550 LEFT KOTFLÜGELHALTER GESCHRAUBT L550 LINKS SUPPORT DE GARDE-BOUE VISSE L550 GAUCHE
	28A3J0000014	SPATBORDSTEUN GESCHROEFD L550 RECHTS MUDGUARD BRACKET SCREWED L550 RIGHT KOTFLÜGELHALTER GESCHRAUBT L550 RECHTS SUPPORT DE GARDE-BOUE VISSE L550 DROIT
	28M0J0009B	OPHANGING SPATBORDEN OMEGA - ROESTVRIJSTAAL SUSPENSION MUDGUARDS OMEGA - STAINLESS STEEL FEDERUNG SCHUTZBLECH OMEGA - EDELSTAHL GARDE-BOUE A SUSPENSION OMEGA - ACIER INOXYDABLE
	28M0J0010A	OPHANGING SPATBORDEN - ROESTVRIJSTAAL ONDERPLAAT (OMEGA) SUSPENSION MUDGUARDS - STAINLESS STEEL UNDERPLATE FEDERUNG SCHUTZBLECH - EDELSTAHL TRÄGERPLATTE GARDE-BOUE A SUSPENSION - SOUS-PLANCHER EN ACIER INOXYDABLE
	67SBB003	SPATBORDSTEUN; DOORZET 100; L800; D42 MUDGUARD BRACKET; THROUGHPUT 100; L800; D42 KOTFLÜGEL HALTERUNG; DURCHSATZ 100; L800; D42 SUPPORT DE GARDE-BOUE; RENDEMENT 100; L800; D42
	67SBB008	SPATBORDSTEUN STAAL;DIAMETER 42.4 X L555 (ZWART POEDERCOATED) MUDGUARD BRACKET STEEL (DIAMETER 42.4 X L555) KOTFLÜGEL HALTERUNG STAHL (DURCHMESSER 42.4 X L555) SUPPORT DE GARDE-BOUE EN ACIER (DIAMÈTRE 42,4 X L555)
	67SBB009	SCHIJF SPATBORDSTEUNBEVESTIGING DISC MUDGUARD BRACKET ATTACHMENT (PLATE STEEL 5D) SCHEIBEN KOTFLÜGEL BEFESTIGUNGSWINKEL (PLATTEN-STAH 5D) ATTACHE DE SUPPORT DE GARDE-BOUE A DISC (PLAQUE ACIER 5D)

	Article	Description
	67SBB010	SPATBORDSTEUN STAAL; DIAMETER 42.4XL505  MUDGUARD BRACKET STEEL (DIAMETER 42.4XL505)  KOTFLÜGEL HALTERUNG STAHL (DURCHMESSER 42.4XL505)  SUPPORT DE GARDE-BOUE EN ACIER (DIAMÈTRE 42.4XL505)
	67SBB012	SPATBORDSTEUN-RVS (DIAMETER42 / 4X605)  MUDGUARD BRACKET - STAINLESS STEEL (DIAMETER 42 / 4X605)  KOTFLÜGEL HALTERUNG - EDELSTAHL (DURCHMESSER 42 / 4X605)  SUPPORT DE GARDE-BOUE - ACIER INOXYDABLE (DIAMETRE 42 / 4X605)
	67SBK044	SPATBORD PARLOK, KUNSTSTOF B:405 R:635 SP:1270 H:595  FENDER PARLOK, PLASTIC B:405 R:635 SP: 1270 H:595  FENDER PARLOK, KUNSTSTOFF B:405 R:635 SP: 1270 H:595  FENDER PARLOK, PLASTIC B:405 R:635 SP: 1270 H:595
	67SBK061	SPATBORD, KUNSTSTOF B=430 R=650 SP=1300 H=580 (WITTE LIJN)  MUDGUARD, PLASTIC B = 430 R = 650 SP = 1300 H = 580 (WHITE LINE)  KOTFLÜGEL, KUNSTSTOFF B = 430 R = 650 SP = 1300 H = 580 (WEIÙE LINIE)  GARDE-BOUE EN PLASTIQUE B = 430 R = 650 SP = 1300 H = 580 (LIGNE BLANCHE)
	67SBK062	SPATBORD, KUNSTSTOF B=430 R=650 SP=1300 H=690 (WITTE LIJN)  MUDGUARD, PLASTIC B = 430 R = 650 SP = 1300 H = 690 (WHITE LINE)  KOTFLÜGEL, KUNSTSTOFF B = 430 R = 650 SP = 1300 H = 690 (WEIÙE LINIE)  GARDE-BOUE EN PLASTIQUE B = 430 R = 650 SP = 1300 H = 690 (LIGNE BLANCHE)
	67SBK063	SPATBORD, KUNSTST. B=430 R=650 SP=670 H=145 (WHITE BORDER)  MUDGUARD, PLASTIC B = 430 R = 650 SP = 670 H = 145 (WHITE BORDER)  KOTFLÜGEL, KUNSTSTOFF B = 430 R = 650 SP = 670 H = 145 (WEIÙE UMRANDUNG)  GARDE-BOUE EN PLASTIQUE B = 430 R = 650 SP = 670 H = 145 (BORDURE BLANCHE)
	67SBK091	SPATBORD,KUNSTSTOF B=450 R=650 SP=1300 H=580 (WHITE LINE)  FENDER, PLASTIC B = 450 R = 650 SP = 1300 H = 580 (WHITE LINE)  KOTFLÜGEL, KUNSTSTOFF B = 450 R = 650 SP = 1300 H = 580 (WEIÙE LINIE)  FENDER, PLASTIC B = 450 R = 650 SP = 1300 H = 580 (LIGNE BLANCHE)



	Article	Description
	67SBK100	SPATBORD, KUNSTSTOF B=430 R=650 SP=1300 H=690  MUDGUARD, PLASTIC (B = 430 R = 650 SP = 1300 H = 690)  KOTFLÜGEL, KUNSTSTOFF (B = 430 R = 650 SP = 1300 H = 690)  GARDE-BOUE EN PLASTIQUE (B = 430 R = 650 SP = 1300 H = 690)
	67SBK101	SPATBORD KUNSTSTOF MET VERSTELBARE MONTAGE BEUEGELS ( B=430 R=650 SP=1300 H=690)  MUDGUARD PLASTIC WITH ADJUSTABLE MOUNTING BRACKETS (B = 430 R = 650 SP = 1300 H = 690)  KOTFLÜGEL KUNSTSTOFF MIT ANPASSBAREN HALTERUNGEN (B = 430 R = 650 SP = 1300 H = 690)  PLASTIQUE DE GARDE-BOUE AVEC SUPPORTS DE MONTAGE RÉGLABLES (B = 430 R = 650 SP = 1300 H = 690)
	67SBS037	SPATBORD,ALUMINIUM TRANENPLAAT B=460 S=1300 H=700  MUDGUARD, ALUMINIUM CHECKER PLATE B = 460 S = 1300 H = 700  KOTFLÜGEL, ALUMINIUM RIFFELBLECH B = 460 S = 1300 H = 700  GARDE-BOUE, PLAQUE EN ALUMINIUM GAUFRE B = 460 S = 1300 H = 700
	67SLP002	SPATLAP ANTISPRAY CLEAR PASS HOOGTE=720 / BREEDTE=390 LAG OPDRUK  MUDGUARD ANTI-SPRAY CLEAR PASS HEIGHT=720 / WIDTH=390 (TYPE LAG)  KOTFLÜGEL ANTI-SPRAY CLEAR PASS HÖHE=720 / BREITE=390 (TYP LAG)  GARDE-BOUE ANTI ECLABOUSSURES CLEAR PASS HAUTEUR = 720 / LARGEUR = 390 (TYPE LAG)
	67SLP003	SPATLAP ANTISPRAY CLEAR PASS H=900 W=420 MET LAG LOGO  MUD GUARDS SETS ANTI SPRAY CLEAR PASS H = 900 W = 420 WITH LAG LOGO  SCHLAMMSCHUTZ SETS ANTI-SPRAY CLEAR PASS H = 900 W = 420 MIT LAG LOGO  GARDES DE BOUE ENSEMBLES ANTI SPRAY CLEAR PASSE H = 900 W = 420 AVEC LE LOGO LAG
	67SLP009	SPATLAP ANTISPRAY CLEAR PASS H=1065 B=450 MET LAG LOGO  MUDGUARD ANTI-SPRAY CLEAR PASS H=1065 B=450 (TYPE LAG)  KOTFLÜGEL ANTI-SPRAY CLEAR PASS H=1065 B=450 (TYP LAG)  GARDE-BOUE ANTI ECLABOUSSURES CLEAR PASS H = 1065 B = 450 (TYPE LAG)
	67SLP017	SPATLAP NATUR/SBR HOOGTE=400 BREEDTE=400 DIKTE=7 LAG LOGO (ZONDER ANTI SPRAY!)  MUDGUARD NATURAL/SBR HEIGHT=400 WIDTH=400 THICKNESS=7 (TYPE LAG)  KOTFLÜGEL NATUR/SBR HÖHE=400 BREITE=400 THICKNESS=7 (TYP LAG)  GARDE-BOUE NATUREL/SBR HAUTEUR = 400 LARGEUR = 400 EPAISSEUR = 7 (TYPE LAG)

	Article	Description
	67SLP021	SPATLAP NATUR/SBR H=380 B=2400 MET LAG LOGO MUDGUARD NATURAL/SBR H=380 B=2400 (TYPE LAG) KOTFLÜGEL NATUR/SBR H=380 B=2400 (TYP LAG) GARDE-BOUE NATUREL/SBR H=380 B=2400 (TYPE LAG)
	67SLP051	SPATLAP ANTISPRAY CLEAR PASS H=900 B=390 LAG MUDGUARD ANTI-SPRAY CLEAR PASS H=900 B=390 (TYPE LAG) KOTFLÜGEL ANTI-SPRAY CLEAR PASS H=900 B=390 (TYP LAG) GARDE-BOUE ANTI ECLABOUSSURES CLEAR PASS H=900 B=390 (TYPE LAG)
	67SLP083	SPATLAP BREEDT - NATUR/SBR H=230 B=2375 MET LOGOLAG MUDFLAP WIDTH - NATUR / SBR H = 230 B = 2375 WITH LOGO LAG SCHMUTZFÄNGERBREITE - NATUR / SBR H = 230 B = 2375 MIT LOGO LAG LARGEUR DE BAVETTE - NATUR / SBR H = 230 B = 2375 AVEC LOGO LAG
	A7J0000829	MUDGUARDSUPPORT-STEEL; DIAMETER 42.4 X L595 MUDGUARD BRACKET - STEEL; DIAMETER 42.4 X L595 KOTFLÜGEL HALTERUNG - STAHL; DURCHMESSER 42.4 X L595 SUPPORT DE GARDE-BOUE - ACIER; DIAMÈTRE 42,4 X L595
	A7J0001271	SPATBORD MONTAGE STEUN - ALUMINIUM LICHTGEWICHT (DIAMETER 42XL555) MUDGUARD BRACKET - ALUMINIUM (DIAMETER 42XL555) KOTFLÜGEL HALTERUNG - ALUMINIUM (DURCHMESSER 42XL555) SUPPORT DE GARDE-BOUE - ALUMINIUM (DIAMETRE 42XL555)

	Article	Description
	26BOC007	BOCHT 2" (INWENDIG/UITWENDIG DRAAD) GILLAIN 2223 ; W1.4404 ELBOW 2" (INWARD/OUTWARD THREAD) GILLAIN 2223; W1.4404 BOGEN 2" (INNEN-/AUßENGEWINDE) GILLAIN 2223; W1.4404 COUDE 2 "(FIL INTERIEUR / EXTERIEUR) GILLAIN 2223; W1.4404
	26BOC026	BOCHT, DIN11852 BS BD, NW50, 90°, 1.4307 CURVE, DIN11852 BS BD, NW50, 90°, 1.4307 VERBIEGEN, DIN11852 BS BD, NW50, 90°, 1.4307 PLIER, DIN11852 BS BD, NW50, 90°, 1.4307
	26BOC064	BOCHT, DIN11852 - 85X2 R90, GESLEPEN ELBOW, DIN11852 - 85X2 R90, GROUND BOGEN, DIN11852 - 85X2 R90, GESCHLIFFEN COUDE, DIN11852 - 85X2 R90, TERRE
	2891PS003A	VASTZETTING LOSPISTOOL - RVS FIXING FILLING PISTOL - STAINLESS STEEL BEFESTIGUNGSPISTOL - ROSTFREIER STAHL PISTOLET DE REMPLISSAGE DE FIXATION - ACIER INOXYDABLE
	28M2L0845A	ROOSTER AFVOER MORSBAK (RVS 52 X 52 X 2) DRAIN GATE FOR CATCH-ALL (SS 52 X 52 X 2) DRAIN-GATE FÜR CATCH-ALL (SS 52 X 52 X 2) VANNE DE DRAINAGE POUR ALL-CATCH (SS 52 X 52 X 2)
	28M3J0072A	PIANOSCHARNIER RVS 60 X 1.5 X P3 X 230 (TBV EINDSTUK SLANGKOKER) PIANO HINGE STAINLESS STEEL 60 X 1.5 X P3 X 230 (FOR END-PIECE TUBE) PIANO SCHARNIER EDELSTAHL 60 X 1,5 X P3 X 230 (FÜR END-PIECE TUBE) CHARNIÈRE POUR PIANO ACIER ACIER INOXYDABLE 60 X 1,5 X P3 X 230 (POUR TUBE EN BOUT)
	35FLE030	FLENS, ALU DIAMETER 110XR2"X4 XDIA8 STC97 FLANGE, ALU DIAMETER 110XR2 "X4 XDIA8 STC97 FLANSCH, ALU-DURCHMESSER 110XR2 "X4 XDIA8 STC97 BRIDE, ALU DIAMÈTRE 110XR2 "X4 XDIA8 STC97

	Article	Description
	36BOC007	LASBOCHT 4" - 108 X 4 - 90° - ALUMINIUM WELDED ELBOW 4"- 108 X 4 - 90° - ALUMINIUM GESCHWEIßTER BOGEN 4"- 108 X 4 - 90° - ALUMINIUM COUDE SOUDÉ 4 " - 108 X 4 - 90 ° - ALUMINIUM
	36BOC008	LASBOCHT 3" - 89 X 3 - 90° - ALUMINIUM WELDED ELBOW 3"- 89 X 3 - 90° - ALUMINIUM GESCHWEIßTER BOGEN 3"- 89 X 3 - 90° - ALUMINIUM COUDE SOUDÉ 3 " - 89 X 3 - 90 ° - ALUMINIUM
	36BOC009	LASBOCHT 2" - 60 X 3 - 90° - ALUMINIUM WELDED ELBOW 2"- 60 X 3 - 90° - ALUMINIUM GESCHWEIßTER BOGEN 2"- 60 X 3 - 90° - ALUMINIUM COUDE SOUDÉ 2 " - 60 X 3 - 90 ° - ALUMINIUM
	36BOC012	BOCHT 2" (IW/UW D) - 90° - ALUMINIUM BEND 2" (INTERNAL / EXTERNAL THREAD) - 90° - ALUMINIUM BIEGE 2" (INNEN- / AUSSENGEWINDE) - 90° - ALUMINIUM COUDE 2" (FIL INTERNE / EXTERNE) - 90° - ALUMINIUM
	38M3P0021A	MANCHON 1/2" - KOLLEKTOR KIPBULK COUPLING SLEEVE 1/2"- TANKER COLLECTOR KUPPLUNGENMUFFE 1/2"- TANKER KOLLEKTOR MANCHON RACCORD 1/2 " - COLLECTEUR DE CITERNES
	46NIP001	NIPPEL 2" GONDROM 07.0150 MESSING NIPPLE 2" GONDROM 07.0150 BRASS NOPPE 2" GONDROM 07.0150 MESSING RACCORD FILETE 2 "GONDROM 07.0150 LAITON
	46NIP006	VERLOOPNIPPEL 2" - 2" INWENDIG / UITWENDIG MESSING ADAPTER NIPPLE 2"- 2" INWARD/OUTWARD BRASS ADAPTER NOPPE 2"- 2" EINWÄRTS/AUßWÄRTS MESSING ADAPTATEUR RACCORD FILETE 2 "- 2" LAITON INTERIEUR / EXTERIEUR

	Article	Description
	46NIP010	VERLOOPNIPPEL 3" - 3" UITWENDIG / INWENDIG MESSING ADAPTER NIPPLE 3" - 3" OUTWARD/INWARD BRASS ADAPTER NOPPE 3"- 3" AUßWÄRTS/EINWÄRTS MESSING ADAPTATEUR RACCORD FILETE 3 "- 3" LAITON INTERIEUR / EXTERIEUR
	46NIP037	NIPPEL 2" GONDROM 07.0150 MESSING NIPPLE 2" GONDROM 07.0150 BRASS NOPPE 2" GONDROM 07.0150 MESSING RACCORD FILETE 2 "GONDROM 07.0150 LAITON
	56DOP004	AFDICHTDOP RECHT - BUIS 100X100, D=3À5MM (POLYTHYLEEN) SEAL CAP RIGHT - TUBE 100X100, D = 3À5MM (POLYETHYLENE) VERSCHLUSSKAPPE RECHTS - SCHLAUCH 100X100, D = 3À5MM (POLYETHYLENE) BOUCHON D'ETANCHEITE DROIT - TUBE 100X100, D = 3-5MM (POLYETHYLENE)
	56DOP006	AFDICHTDOP ROND - BUIS UITWENDIG 42MM (KUNSTSTOF) SEAL CAP ROUND - TUBE EXTERNAL 42MM (PLASTIC) VERSCHLUSSKAPPE RUND - SCHLAUCH EXTERN 42MM (KUNSTSTOFF) BOUCHON D'ETANCHEITE ROND - TUBE EXTERNE 42MM (PLASTIQUE)
	56DOP017	AFDICHTDOP ROND ZWART VOOR BUIS DIAMETER 40 (KUNSTSTOF) SEALING CAP ROUND BLACK FOR TUBE DIAMETER 40 (PLASTIC) VERSCHLUSSKAPPE RUND SCHWARZ FÜR SCHLAUCH DURCHMESSER 40 (KUNSTSTOFF) BOUCHON D'ETANCHEITE ROND NOIR POUR DIAMÈTRE DE TUBE 40 (PLASTIQUE)
	56DOP019	INSTEKTOP ROND ZWART VOOR BUIS 42.4X3.25 INSERT CAP ROUND BLACK FOR TUBE 42.4X3.25 EINSATZKAPPE RUND SCHWARZ FÜR SCHLAUCH 42.4X3.25 INSERT COUVERCLE ROND NOIR POUR TUBE 42.4X3.25
	56DOP029	INSTEKTOP ROND ZWART VOOR BUIS 40X1.5/2.5 INSERT CAP ROUND BLACK FOR TUBE 40X1.5/2.5 EINSATZKAPPE RUND SCHWARZ FÜR SCHLAUCH 40X1.5/2.5 INSERT COUVERCLE ROND NOIR POUR TUBE 40X1.5 / 2.5



	Article	Description
	56DOP036	INSTEEKDOP ROND ZWART VOOR BUIS 28X1.5 INSERT CAP ROUND BLACK FOR TUBE 28X1.5 EINSATZKAPPE RUND SCHWARZ FÜR SCHLAUCH 28X1.5 INSERT COUVERCLE ROND NOIR POUR TUBE 28X1.5
	57GLG007	VERBINDINGSSLANG , DUCTING 89 ID X 305 LG EA CONNECTION HOSE, DUCTING 89 ID X 305 LG EA ANSCHLUSSSCHLAUCH, KANAL 89 ID X 305 LG EA TUYAU DE RACCORDEMENT, CONDUIT 89 ID X 305 LG EA
	59RXX005	RONDE RUBBER (DEURSTOP) DIAMETER =30 HOOGTE=18 DIAMETER AS=6 ROUND RUBBER (DOOR STOP) DIAMETER = 30 HEIGHT = 18 AXIS DIAMETER = 6 RUNDER GUMMI (TÜRSTOPPER) DURCHMESSER = 30 HÖHE = 18 ACHSEN-DURCHMESSER = 6 CAOUTCHOUC ROND (ARRÊT DE PORTE) DIAMÈTRE = 30 HAUTEUR = 18 AXE DIAMÈTRE = 6
	59RXX007	SILENTBLOK MET BOUT (DIAMETER=75 / LENGTE =55,M12X37 SILENT BLOCK WITH BOLT (DIAMETER = 75/LENGTH = 55, M12X37 DÄMPFBLOCK MIT BOLZEN (DURCHMESSER = 75/LÄNGE = 55, M12X37 BLOC SILENCIEUX AVEC BOULON (DIAMETRE = 75 / LONGUEUR = 55, M12X37
	59RXX011	TRILLINGSDEMPEER, PUFFER VIBRATION SILINER, PUFFER VIBRATIONSDÄMPFER, PUFFER ANTIVIBRATOIRE, PUFFER
	59RXX020	TRILLINGSDEMPEER DIA50, H=40 , M10 (INW / UIW) VIBRATION SILINER DIAMETER 50, H = 40, M10 (INWARD/OUTWARD) VIBRATIONSDÄMPFER DURCHMESSER 50, H = 40, M10 (EINWÄRTS/AUßWÄRTS) ANTIVIBRATOIRE DIAMÈTRE 50, H = 40, M10 (INWARD / OUTWARD)
	59RXX023	TRILLINGSDEMPEER DIAMETER 20, HOOGTE=25 , M6 (INWENDIG / UITWENDIG) VIBRATION DAMPER DIAMETER 20, HEIGHT = 25 - M6 (INSIDE / OUTSIDE) VIBRATIONSDÄMPFER DURCHMESSER 20, HÖHE = 25 - M6 (INNEN / AUSSEN) DIAMETRE DE VIBRATION DIAMETRE 20, HAUTEUR = 25 - M6 (INTERIEUR / EXTERIEUR)

	Article	Description
	61BVA003	VANGKABEL (LENGTE=1060MM) CATCH CABLE RIEGEL-KABEL CABLE DE CAPTURE
	67GRK058	KIST RVS HOOGGLANS; 1000X500X500 (2 T-DROPSLOTEN + 2 GASVEREN) CASE STAINLESS STEEL GLOSS; 1000X500X500 (2 T-DROP LOCKS + 2 GAS SPRINGS) GEHÄUSE EDEL STAHL GLANZ; 1000X500X500 (2 T-DROP SCHLÖSSER + 2 GASFEDERN) ÉTUI EN ACIER INOXYDABLE BRILLANT; 1000X500X500 (2 SERRURES DE T-DROP + 2 RESSORTS DE GAZ)
	67HGR002	HANDGREEP - L= 210 - CHROOM VERNIKKELD HAND GRIP / LENGTH 210 / CHROME NICKEL HANDGRIFF / LÄNGE 210 / CHROM NICKEL POIGNEE A MAIN / LONGUEUR 210 / CHROME NICKEL
	67HGR003	HANDGREEP, PUR, 250 X 170 HAND GRIP, PUR, 250 X 170 HANDGRIFF, PUR, 250 X 170 POIGNEE A MAIN, PUR, 250 X 170
	67RLK001	ALUMINIUM PENNEN 9 MM ALUMINIUM PINS 9 MM ALUMINIUM PINS 9 MM GOUPILLES D'ALUMINIUM 9 MM
	67RLK002	ALUMINIUM-PENNEN 6,45 MM ALUMINIUM PINS 6.45 MM ALUMINIUM PINS 6.45 MM GOUPILLES D'ALUMINIUM 6.45 MM
	67RLK006	HOOFDPROFIEL ROLLUIK TZ, ALUMINIUM GEANODISEERD LENGTE 6 METER MAIN PROFILE ROLLING SHUTTER TZ, ALUMINIUM ANODIZED LENGTH 6 METRES HAUPTPROFIL ROLLING SHUTTER TZ, ALUMINIUM ELOXIERT LÄNGE 6 METER VOLET ROULANT PRINCIPAL TZ, ALUMINIUM ANODISE LONGUEUR 6 METRES

	Article	Description
	67RLK009	KUNSTSTOF GELEIDEBLOKJE PLASTIC GUIDE BLOCK KUNSTSTOFF FÜHRUNGSSCHLITTEN BLOC DE GUIDE EN PLASTIQUE
	73BVZ009	VERZEGELBARE DEKSELSCHROEF M6 X 30 SEALABLE LID SCREW M6 X 30 VERSCHLIEßBARE DECKELSCHRAUBE M6 X 30 VIS DE COUVERCLE SCELLABLE M6 X 30
	73SHO041	BOCHT R2" VOOR SLANGHASPEL N5/4-R2E RIGHT R2 "FOR HOSE REEL N5 / 4-R2E RECHTS R2 "FÜR SCHLAUCHROLLEN N5 / 4-R2E RIGHT R2 "POUR TUYAU ENROULEUR N5 / 4-R2E
	74IKD062	RECHTE INST.VERBINDING DRM 8X1,8X1 RIGHT ADJUSTMENT CONNECTION DRM 8X1,8X1 RECHTS ANPASSVERBINDUNG DRM 8X1,8X1 CONNEXION DROITE AJUSTABLE DRM 8X1,8X1
	84CTW019	TWIST-LOCK UITNEEMBAAR JOST FD 02 SK-RV TWIST-LOCK REMOVABLE JOST FD 02 SK-RV DREHRIEGEL ABNEHMBAR JOST FD 02 SK-RV VERROU TOURNANT INTERCHANGEABLE JOST FD 02 SK-RV
	84DIV014	PARALLEL ARM D-40 – L537 PARALLEL ARM D-40 – L537 PARALLEL ARM D-40 – L537 BRAS PARALLÈLE D-40 – L537
	84DIV015	HINGE POINT M-16X1.5 FOR BOOTS HINGE POINT M-16X 1.5 FOR BOOTS SCHARNIERPUNKT M-16X 1,5 FÜR STIEFEL POINT CHARNIÈRE M-16X 1,5 POUR BOTTES

	Article	Description
	84DIV020	HINGE POINT 3/4 SAE R-16X1.5X1 HINGE POINT 3/4 SAE R-16X1.5X1 HUNG PUNKT 3/4 SAE R-16X 1,5 X1 HUNG POINT 3/4 SAE R-16X 1,5 X1
	84GSV001	GASVEER L=500 (UIT) KOERS=200 F= 250 N GAS SPRING L=500 (OUTPUT) RATE =200 F= 250 N GASFEDER L=500 (OUTPUT) RATE =200 F= 250 N RESSORT GAZ L = 500 (SORTIE) TAUX = 200 F = 250 N
	84GSV002	GASVEER L=500 (UIT) KOERS=200 F= 500 N (MET OOG EN ANDERE KANT RECHT KOGELGEWRIJCHT.) GAS SPRING L=500 (OUTPUT) RATE =200 F= 500 N (WITH EYE AND OTHER SIDE RIGHT BALL JOINT) GASFEDER L=500 (OUTPUT) RATE =200 F= 500 N (MIT ÖSE UND AUF ANDERER SEITE RECHTS KUGELGELENK) RESSORT DE GAZ L = 500 (SORTIE) VITESSE = 200 F = 500 N (AVEC OEILLET ET JOINT A ROTULE)
	84GSV003	GASVEER L=500 (UIT) KOERS=200 F= 700 N (MET OOG EN ANDERE ZIJDE RECHT KOGELGEWRIJCHT) GAS SPRING L = 500 (OFF) COURSE = 200 F = 700 N (WITH EYE AND OTHER SIDE STRAIGHT BALL JOINT) GASFEDER L = 500 (AUS) KURS = 200 F = 700 N (MIT ÖSE UND ANDERER SEITEN GERADER KUGELGELENK) RESSORT DE GAZ L = 500 (OFF) COURSE = 200 F = 700 N (AVEC L'OEIL ET L'AUTRE JOINT DE BOULE DROITE DE CÔTÉ)
	84GSV006	GASVEER L=520 (UIT) KOERS=200 F= 500 N (INCL. VOOR EN ACHTER KOGELGEWRIJCHT) GAS SPRING L=520 (OUTPUT) RATE =200 F= 500 N (INCL. FRONT AND BACK BALL JOINT) GASFEDER L=520 (OUTPUT) RATE =200 F= 500 N (INKL. KUGELGELENK VORNE UND HINTEN) RESSORT DE GAZ L = 520 (SORTIE) VITESSE = 200 F = 500 N (Y COMPRIS JOINT A ROTULE AVANT ET ARRIÈRE)
	84GSV007	GASVEER L=520 (UIT) KOERS=200 F= 700 N (INCL. VOOR EN ACHTER KOGELGEWRIJCHT) GAS SPRING L=520 (OUTPUT) RATE =200 F= 700 N (INCL. FRONT AND BACK BALL JOINT) GASFEDER L=520 (OUTPUT) RATE =200 F= 700 N (INKL. KUGELGELENK VORNE UND HINTEN) RESSORT DE GAZ L = 520 (SORTIE) TAUX = 200 F = 700 N (Y COMPRIS JOINT A ROTULE AVANT ET ARRIÈRE)

	Article	Description
	84GSV013	<p>GASVEER L=189 (UIT) KOERS= 75 F=250N - MET 2X KOGELGEWRICHT</p> <p>GAS SPRING L = 189 (OFF) COURSE = 75 F = 250N-WITH 2X BALL JOINT</p> <p>GASFEDER L = 189 (AUS) COURSE = 75 F = 250N-MIT 2X KUGELGELENK</p> <p>RESSORT DE GAZ L = 189 (OFF) COURS = 75 F = 250N-AVEC JOINT SPHÉRIQUE 2X</p>
	84GSV015	<p>GASVEER L=520 (UIT) KOERS=200 F= 900 N - KOGELGEWRICHT M8</p> <p>GAS SPRING L = 520 (OFF) COURSE = 200 F = 900 N-BALL JOINT M8</p> <p>GASFEDER L = 520 (AUS) COURSE = 200 F = 900 N-KUGELGELENK M8</p> <p>RESSORT DE GAZ L = 520 (OFF) COURS = 200 F = 900 N-ROTULE M8</p>
	84GSV016	<p>GASVEER L=525 (UIT) KOERS=220 F= 400 N</p> <p>GAS SPRING L=525 (OUTPUT) RATE =220 F= 400 N</p> <p>GASFEDER L=525 (OUTPUT) RATE =220 F= 400 N</p> <p>RESSORT GAZ L = 525 (SORTIE) TAUX = 220 F = 400 N</p>
	84GSV034	<p>GASVEER L=275 (UIT) KOERS=100 F= 250 N</p> <p>GAS SPRING L=275 (OUTPUT) RATE =100 F= 250 N</p> <p>GASFEDER L=275 (OUTPUT) RATE =100 F= 250 N</p> <p>RESSORT GAZ L = 275 (SORTIE) TAUX = 100 F = 250 N</p>
	84GSV035	<p>GASVEER L=275 (UIT) KOERS=100 F= 400 N - BEIDE ZIJDEN KOGELGEWRICHT</p> <p>GAS SPRING L=275 (OUTPUT) RATE =100 F=400N - BOTH SIDES BALL JOINT</p> <p>GASFEDER L=275 (OUTPUT) RATE =100 F=400N - BEIDSEITIGES KUGELGELENK</p> <p>RESSORT GAZ L = 275 (SORTIE) TAUX = 100 F =400N - JOINT À ROTULE DES DEUX CÔTÉS</p>
	84GSV041	<p>GASVEER L=391 (UIT) KOERS=150 F= 500 N</p> <p>GAS SPRING L=391 (OUTPUT) RATE =150 F= 500 N</p> <p>GASFEDER L=391 (OUTPUT) RATE =150 F= 500 N</p> <p>RESSORT GAZ L = 391 (SORTIE) TAUX = 150 F = 500 N</p>
	84GSV049	<p>GASVEER L=134 (UIT) KOERS= 50 F= 150 N (MET KOGEL GEWRICHT)</p> <p>GAS SPRING L=134 (OUTPUT) RATE = 50 F= 150 N (WITH BALL JOINT)</p> <p>GASFEDER L=134 (OUTPUT) RATE = 50 F= 150 N (MIT KUGELGELENK)</p> <p>RESSORT GAZ L = 134 (SORTIE) TAUX = 50 F = 150 N (AVEC ROTULE)</p>



	Article	Description
	84SCH010	SCHARNIERSTANG RHIWAFLEX L=3000 HINGE ROD RHIWAFLEX L=3000 SCHARNIER ROD RHIWAFLEX L=3000 TIGE DE CHARNIÈRE RHIWAFLEX L = 3000
	84SLO002	KRUK,VERCHROOMD R=45 GROTE ROZET MET SLEUTELS HANDLE, CHROMED R=45 LARGE ROSETTE WITH KEYS GRIFF, CHROMD R=45 GROBE ROSETTE MIT SCHLÜSSELN POIGNEE CHROMEE R = 45 AVEC CLES
	84SLO003	SLEUTELPLAATJE ROND DIA=28 DIA GAT=12,5 KEY PLATE AROUND DIAMATER = 28 DIAMATER HOLE = 12.5 SCHLÜSSELPLATTE UM DURCHMESSER = 28 DURCHMESSER LOCH = 12,5 PLAQUE CLÉ AUTOUR DE DIAMATRE = 28 DIAMATRE TROU = 12,5
	84SLO006	SLOT, VIERKANT 87X68, ZELFSLUITEND LOCK, SQUARE 87X68, CLOSED SCHLOSS, QUADRATISCH 87X68, GESCHLOSSEN SERRURE, CARRÉ 87X68, FERMÉ
	84SLO008	SLOT VIERKANT KLEIN MODEL (INOX / 100X19) LOCK SQUARE SMALL MODEL (STAINLESS STEEL / 100X19) SCHLOSS QUADRATISCH KLEINES MODELL (EDELSTAHL / 100X19) CADENAS DE SURETE PETIT MODÈLE (ACIER INOXYDABLE / 100X19)
	84SLO014	SLOT,VIERKANT,KLEIN MODEL,INOX ,100X19 (STEEK GATEN=80 MM LINKSE UITVOERING) LOCK, SQUARE, SMALL MODEL, INOX, 100X19 (INSERT HOLES = 80 MM LEFT-HAND VERSION) SCHLOSS, QUADRATISCH, KLEINMODELL, INOX, 100X19 (EINLEGE BOHRUNGEN = 80 MM LINKS-HAND-AUSFÜHRUNG) SERRURE, CARRÉ, PETIT MODÈLE, INOX, 100X19 (INSERT HOLES = 80 MM VERSION GAUCHE)
	84SLU112	KRUK MET SLEUTEL, RIMBOX GEREEDSCHAPSKIST HANDLE WITH KEY, RIM BOX TOOL CHEST GRIFF MIT SCHLÜSSEL, FELGEN BOX WERKZEUGKASTEN POIGNÉE AVEC CLÉ, COFFRE À OUTILS RIM BOX

	Article	Description
	84SLU141	MOTORKAPHAAK SET, GROOT, COMPLEET BONNET HOOK SET, LARGE, COMPLETE BONNET HOOK SET, GROß, KOMPLETT ENSEMBLE CROCHET DE BONNET, GRAND, COMPLET
	84SLU150	DEURSLOT MET SLEUTEL, RVS, INBOUW (DIEPTE INSTELBAAR H20-H52) DOOR LOCK WITH KEY, STAINLESS STEEL, BUILT-IN (ADJUSTABLE DEPTH H20-H52) TÜRSCHLOSS MIT SCHLÜSSEL, EDELSTAHL, EINGEBAUT (ANPASSBARE TIEFE H20-H52) VERROU DE PORTE AVEC CLÉ EN ACIER INOXYDABLE INTÉGRÉ (PROFONDEUR AJUSTABLE H20-H52)
	84SLU193	SLOT RVS - TYPE (H=54, L=45) LOCK STAINLESS STEEL-TYPE (H = 54, L = 45) SCHLOSS EDELSTAHL-TYP (H = 54, L = 45) SERRURE EN ACIER INOXYDABLE-TYPE (H = 54, L = 45)
	91CLA045	PIJPHOUDER NW 40, DIN, RVS, MET DRAADAS M10 PIPE HOLDER NW 40, DIN, STAINLESS STEEL, WITH WIRES M10 ROHRHALTER NW 40, DIN, EDELSTAHL, MIT DRÄHTEN M10 PORTE-PIPE NW 40, DIN, ACIER INOX, AVEC FILS M10
	M1IS017A	BINNENLIGGENDE AFSLUITER TAPKAST - MET RVS HENDEL ENCLOSED VALVE BUFFETT-WITH STAINLESS STEEL LEVER GESCHLOSSENES VENTIL BUFFETT-MIT EDEL STAHLHEBEL VALVE INCLUSE BUFFETT-AVEC LE LEVIER EN ACIER INOXYDABLE

	Article	Description
	65BSP007	REMSPIRAAL,GEEL 20 WIN.2 X KOPPEL. M 16X1,5 BRAKE SPIRAL, YELLOW 20 WIN.2 X COUPLING. M 16X1.5 BREMSSPIRALE, GELB 20 WIN.2 X KUPPLUNG. M 16X1.5 SPIRALE DE FREIN, JAUNE 20 WIN.2 X RACCORD. M 16X1.5
	65BSP008	REMSPIRAAL,ROOD,20 WIN.2 X KOPPEL. M 16X1,5 BRAKE SPIRAL, RED, 20 WIN.2 X COUPLING. M 16X1.5 BREMSSPIRALE, ROT, 20 WIN.2 X KUPPLUNG. M 16X1.5 SPIRALE DE FREIN, ROUGE, 20 WIN.2 X RACCORD. M 16X1.5
	65LBE001	HOOGTEREGELAAR BEVESTIGING HEIGHT REGULATOR ATTACHMENT HÖHENREGLER-BEFESTIGUNG ATTACHMENT DE RÉGULATEUR DE HAUTEUR
	65LHD003	6/5 WEGVENTIEL WABCO - HEFFEN / DALEN ROTARY SLIDE VALVE DREHSCHIEBERVENTIL VALVE
	65LHD009	HEF-DAALVENTIEL COLAS + RTR-PUSH IN - DIN BAJ LIFT-LOWER VALVE COLAS + RTR-PUSH IN - DIN BAJ LIFT-LOWER VENTIL COLAS + RTR-PUSH IN - DIN BAJ VALVE INFÉRIEURE COLAS + RTR-PUSH IN - DIN BAJ
	65LHD011	HEF-DAALVENTIEL TASC (463 090 025 0) TRAILER AIR SUSPENSION CONTROL REGELVENTIL FÜR ANHÄNGER-LUFTF VALVE SUSPENSION PNEUM. REMORQ
	65LHD012	HEF-DAALVENTIEL E-TASC VOORGEMONTEERD TRAILER AIR SUSPENSION CONTROL REGELVENTIL FUER ANHAENGER-LUF VALVE ETASC POUR TUBE 9/12






	Article	Description
	65LHR001	HOOGTEREGELAAR WABCO  LEVELING VALVE  LUFTFEDERVENTIL  VALVE DE NIVELLEMENT
	65LHR010	HOOGTEREGELAAR MET PUSH-IN 380 L / MIN.  HEIGHT REGULATOR WITH PUSH-IN 380 L/MIN.  HÖHENREGLER MIT PUSH-IN 380 L/MIN.  RÉGULATEUR DE HAUTEUR AVEC POUSSÉE DE 380 L / MIN.
	65LHR017	HOOGTEREGELAAR MET SPER MET KOPPELINGEN  CHASSIS LEVELLING VALVE+CUT-OFF  NIVEAUREGELVENTIL  CHASSIS LEVELLING VALVE
	65LLA009	LIFTASKLEP ELEKTRISCH 1-KRINGS (463 084 031 0)  LIFT AXLE CONTROL VALVE  LIFTACHS-STEUVENTIL  VRE ELECTRIQUE
	65LLA012	LIFTASKLEP LACV-IC IMPULSGESTUURD (WABCO 463 084 100 0)  LIFT AXLE CONTROL VALVE  LIFTACHSSTEUVENTIL  VALVE (CONTROLE) ESSIEU LEVABL
	65LLA014	LIFTAS KLEP ILAS-E+ - BAJ. PUSH IN 6 POORTEN  LIFT AXIS VALVE ILAS-E + - BAJ. PUSH IN 6-HOLE  HUBACHSENVENTIL ILAS-E + - BAJ. PUSH-IN 6-LOCH  SOUPAPE AXE DE LEVAGE ILAS-E + - BAJ. PUSH-IN 6 TROUS
	65M32002	3/2 WEGVENTIEL EUROPA  3/2 DIRECTIONAL CONTROL VALVE EUROPE  3/2 WEGVENTIL EUROPA  3/2 SOUPAPE DE COMMANDE DIRECTIONNELLE EUROPE

	Article	Description
	65M32004	3/2 WEGKLEP 3/2 DIRECTIONAL CONTROL VALVE 3/2-WEGEVENTIL VALVE DE COMMANDE
	65M32091	3/2 MAGNEETKLEP (ONTLUCHTEND) BAJONET 472 171 706 0 3/2 SOLENOID VALVE 3/2-WEGE-MAGNETVENTIL ELECTROVALVE
	65M32096	3/2 MAGNEETKLEP (BELUCHTEND) DIN BAJONET (472 172 606 0) 3/2 SOLENOID VALVE 3/2-WEGE-MAGNETVENTIL ELECTRO VALVE
	65RCI048	VEERREMCILINDER TROMMEL 24/30 BPW SPRING BRAKE CHAMBER DRUM 24/30 BPW FEDERBREMSE KAMMERTROMMEL 24/30 BPW TAMBOUR DE CHAMBRE DE FREIN DE RESSORT 24/30 EPT
	65REB008	EBS RELAISVENTIEL (WABCO 480 207 001 0) EBS-RELAY VALVE EBS-RELAISVENTIL VALVE RELAIS EBS
	65REB093	PREV VENTIEL MET KOPPELINGEN 8 MM PARK RELEASE EMERGENCY VALVE PARK-/LOESE-SICHERHEITSVENTIL VALVE D'URGENCE ET DESSERRAGE
	65REB109	TRCM VENTIEL MET KOPPELINGEN 8 MM - HALDEX TRCM VALVE WITH COUPLINGS 8 MM - HALDEX TRCM VENTIL MIT KUPPLUNGEN 8 MM - HALDEX VALVE TRCM AVEC RACCORDEMENTS 8 MM - HALDEX



	Article	Description
	65RFI002	LEIDINGSFILTER M22 X 1,5 PIPE FILTER M22 X 1.5 ROHRFILTER M22 X 1.5 FILTRE DE TUYAU M22 X 1.5
	65RFI007	ONTLUCHTINGSFILTER M22 X 1,5 VENT FILTER M22 X 1.5 ENTLÜFTUNGS FILTER M22 X 1,5 FILTRE D'ÉVENT M22 X 1,5
	65RKE018	ONTWATERINGSVENTIEL, AUTOMATISCH ( 315 016 001) DRAINAGE VALVE, AUTOMATIC (315 016 001) ABLASSVENTIL, AUTOMATIC (315 016 001) VALVE DE DRAINAGE, AUTOMATIQUE (315 016 001)
	65RKS019	KOPPELSTUK ISO 1728 ROOD MET FILTER EN MOER COUPLER PIECE ISO 1728 RED WITH FILTER AND NUT VERBINDUNGSSTÜCK ISO 1728 ROT MIT FILTER UND MUTTER PIECE DE RACORDEMENT ISO 1728 ROUGE AVEC FILTRE ET ECROU
	65RKS020	KOPPELSTUK ISO 1728 GEEL MET FILTER, MOER COUPLER PIECE ISO 1728 YELLOW WITH FILTER, NUT VERBINDUNGSSTÜCK ISO 1728 GELB MIT FILTER, MUTTER PIECE DE RACORDEMENT ISO 1728 JAUNE AVEC FILTRE, ECROU
	65RPK004	ONTLUCHTINGSKRAAN MET METALEN HENDEL VENTILATION TAP WITH METAL HANDLE ENTLÜFTUNGSHAHN MIT METALLGRIFF ROBINET DE VENTILATION AVEC POIGNÉE MÉTALLIQUE
	65RPK005	PARKEERKLEP - 352 019 011 PARKING VALVE PARKVENTIL VALVE DE STATIONNEMENT

	Article	Description
	65RPK032	<p>SNELLOSVENTIEL 4XM16 + WISSELKLEP WABCO</p> <p>QUICK RELEASE VALVE</p> <p>SCHNELLOESEVENTIL</p> <p>QRV AVEC DVA INTERREE S/P</p>
	65RRK007	<p>OVERSTROOMKLEP OR 6,0 BAR</p> <p>CHARGING VALVE -Q</p> <p>UEBERSTROEMVENTIL</p> <p>VALVE BARRAGE</p>
	74DIV019	<p>VERDEELBLOK 1X5 AANSL. M16X1,5 ALUMINIUM RECHTSCHTHOEK</p> <p>DISTRIBUTION BLOCK 1X5 CONN. M16X1.5 ALUMINIUM RIGHT ANGLE</p> <p>VERTEILERBSCHLOSS 1X5 CONN. M16X1.5 ALUMINIUM RECHTER WINKEL</p> <p>BLOC DE DISTRIBUTION 1X5 CONN. M16X1.5 ANGLE DROIT EN ALUMINIUM</p>
	74DIV021	<p>VERDEELBLOK 2X5 AANSL. KOPPELINGEN 8X1 SIRIT</p> <p>DISTRIBUTION BLOCK 2X5 CONN. COUPLINGS 8X1 SIRIT</p> <p>VERTEILERBSCHLOSS 2X5 CONN. KUPPLUNGEN 8X1 SIRIT</p> <p>BLOC DE DISTRIBUTION 2X5 CONN. RACCORDS 8X1 SIRIT</p>
	74IKP007	<p>INSTEK INSCHROEFKOPPELING, RECHT DRM 8,R 1/4"K</p> <p>INSERTION SCREW-IN COUPLING, RIGHT DRM 8,R 1/4"K</p> <p>EINFÜHR EINSCHRAUB KUPPLUNG, RECHTS DRM 8,R 1/4"K</p> <p>RACCORD À VIS À INSERTION DROITE DRM 8, R 1/4 "K</p>
	74REM022	<p>ONTWATERINGSVENTIEL MANUEEL M22X1,5</p> <p>DRAINAGE VALVE MANUAL M22X1,5</p> <p>ABLASSVENTIL MANUELL M22X1,5</p> <p>VANNE DE DRAINAGE MANUEL M22X1,5</p>

	Article	Description
	65LEC003	HEFBOOM ECAS HOOGTESENSOR (WABCO 441 050 718 2)  LEVER  HEBEL  ECAS LEVIER CAPTEUR
	65LEC006	AFSTANDSBEDIENING ECAS (446 056 117 0)  REMOTE CONTROL ECAS (446 056 117 0)  FERNSTEUERUNG ECAS (446 056 117 0)  TELECOMMANDE ECAS (446 056 117 0)
	65LEC016	ECAS WEGSENSOR (441 050 100 0)  DISTANCE SENSOR  WEGSENSOR  CAPTEUR DE DEPLACEMENT
	65M32014	3/2 KLEP, MAGNEETVENTIEL (NO:NORMAAL OPEN)  3/2 VALVE, MAGNETIC VALVE (NO: NORMAL OPEN)  3/2 VENTIL, MAGNETVENTIL (NO: NORMAL OFFEN)  3/2 VALVE, MAGNÉTIQUE VALVE (NO: NORMAL OUVERT)
	65M32023	3/2 KLEP MAGNEET, EX, M-643-C (NG)  3/2 VALVE MAGNET, EX, M-643-C (NG)  3/2 VENTILMAGNET, EX, M-643-C (NG)  AIMANT DE VALVE 3/2, EX, M-643-C (NG)
	65M32062	MAGNEETVENTIEL (NG)- 3/2 , 24VDC EEX M II T4  MAGNETIC VALVE (NG) - 3/2, 24VDC EEX M II T4  MAGNETVENTIL (NG) - 3/2, 24VDC EEX M II T4  VALVE MAGNÉTIQUE (NG) - 3/2, 24VDC EEX M II T4
	65M32063	BLOK VAN 3 - 3/2 VENTIELEN, 24VDC EEX M II T4  BLOCK OF 3 - 3/2 VALVES, 24VOLT DC EEX M II T4  BLOCK VON 3 - 3/2 VENTILEN, 24VOLT DC EEX M II T4  BLOC DE 3 - 3/2 VANNES, 24VOLT DC EEX M II T4

	Article	Description
	65M32064	MAGNEETVENTIEL (NG)- 3/2 , 12VDC EEX M II T4 MAGNETIC VALVE (NG) - 3/2, 12VDC EEX M II T4 MAGNETVENTIL (NG) - 3/2, 12VDC EEX M II T4 VALVE MAGNÉTIQUE (NG) - 3/2, 12VDC EEX M II T4
	65M32095	3/2 KLEP, PEDAAL BEDIEND MET VEERRETOUR 3/2 VALVE, PEDAL-OPERATED WITH SPRING RETURN 3/2 VENTIL, PEDALBETRIEBEN MIT FEDERRÜCKLAUF VALVE 3/2 A PEDALE AVEC RETOUR A RESSORT
	65M32103	MAGNEETVENTIEL (NG)- 3/2 , 24VDC EEX M II T4 MAGNETIC VALVE (NG) - 3/2, 24VDC EEX M II T4 MAGNETVENTIL (NG) - 3/2, 24VDC EEX M II T4 VANNE MAGNETIQUE (NG) - 3/2, 24VDC EEX M II T4
	65M52027	NOODSTOP SCHAKELAAR EMERGENCY STOP SWITCH NOT-HALT-SCHALTER INTERRUPTEUR D'ARRÊT D'URGENCE
	65MDI033	DRUKREGELAAR A.HAAR 016802 PRESSURE REGULATOR A.HAAR 016802 DRUCKREGLER A.HAAR 016802 RÉGULATEUR DE PRESSION A.HAAR 016802
	65MDI040	SNELHEIDSREGELBLOK EENZIJDIG , RFLU1/4" SPEED REGULATOR BLOCK ONE-SIDED, RFLU 1/4" GESCHWINDIGKEITSREGLER BSCHLOSS EINSEITIG, RFLU 1/4" RÉGULATEUR DE VITESSE BLOC UNIQUE, RFLU 1/4 "
	65MDI078	GUARD (LOCKING) BAR INTERLOCK GUARD (LOCKING) BAR INTERLOCK SCHUTZBÜGEL (VERRIEGELUNG) VERRIEGELUNG VERROUILLAGE DE BARRE DE PROTECTION (VERROUILLAGE)

	Article	Description
	65RAB010	STAAFSENSOR + STEKKER 1 M (WABCO 441 032 809 0)  S+ SENSOR L=1000 -Q  ABS-WEGSENSOR  CAPTEUR SUPER S 1,0 METRE
	65RAB105	SENSOR WABCO 441 032 905 0  AXIAL SENSOR  AXIALSENSOR  CAPTEUR
	65RAB110	EBS STEKKER ( AANHANGER ) WABCO  ABS-PLUG  ABS-STECKER 7POL. 24V  PRISE ABS
	65RAB111	EBS STEKKERDOOS ( OPLEGGER ) - WABCO  ABS SOCKET (7PIN)  ABS-STECKDOSE 7POL. 24V  PRISE DE COURANT ABS.
	65REB003	DRUKSENSOR (WABCO 441 044 102 0)  ECAS-PRESSURE SENSOR, CVS  DRUCKSENSOR  CAPTEUR DE PRESSION ECAS
	65REB004	EBS VOEDINGSKABEL STEKDOOS12 MTR. (WABCO EBS-D)  EBS POWER CABLE SOCKET 12 MTR.  EBS NETZKABELBUCHSE 12 METER  CABLE PRISE ALIMENTATION EBS 12 MTR.
	65REB023	EBS SENSORKABEL 3METER  EBS SENSOR CABLE 3METRE  EBS SENSORKABEL 3 METER  CABLE DE CAPTEUR EBS 3METRE



	Article	Description
	65REB040	EBS D0 MODULATOR MAX. 4S/3M RSS EBS D0 MODULATOR MAX. 4S/3M RSS EBS D0 MODULATOR MAX. 4S/3M RSS EBS D0 MODULATEUR MAX. 4S / 3M RSS
	65REB091	SMARTBOARD NIET ADR (WABCO 446 192 110 0) ECU SMART BOARD ECU SMART BOARD ECU SMARTBOARD
	65REB092	EBS-E MODULATOR WABCO 4S/3M PREMIUM PEM (480 102 063 0) EBS-TRAILER MODULATOR 24 VOLT EBS-TRAILER MODULATOR 24 VOLT EBS-TRAILER MODULATEUR 24 VOLT
	65REB094	EBS-E VOEDINGSKABEL ISO 7638 STEKDOOS 12 MTR. SUPPLY CABLE VERSORGUNGSKABEL CABLE
	65REB096	EBS-E SENSORKABEL 3 MTR. CABLE WITH SOCKET KABEL MIT GERAETESTECKDOSE PROLONGATEUR ABS
	65REB101	SMARTBOARD ADR (WABCO 446 192 111 0) ECU SMART BOARD SMART BOARD ADR SMART BOARD ADR
	65REB104	EBS-E MODULATOR 2S/2M STANDAARD PEM WABCO EBS-TRAILER MODULATOR 24 VOLT EBS-TRAILER MODULATOR 24 VOLT EBS-TRAILER MODULATOR 24 VOLT



	Article	Description
	65REB106	EBS-E LIFTAS, RTR KABEL DIN BAJ. 4 MTR. (WABCO 449 443 040 0)  CABLE WITH SOCKET  KABEL MIT GERAETESTECKDOSE  CABLE AVEC PRISE
	65REB176	24N BACKUP KABEL 6 MTR PVC-ADR  24N BACKUP CABLE 6 MTR PVC ADR  24N ERSATZKABEL 6 MTR PVC ADR  CABLE DE RECHANGE 24N 6 MTR PVC ADR
	65REB192	EBS-E VERBINDINGSKABEL 12 MTR. BAJ.  EBS-E CONNECTION CABLE 12 METER BAJONET  EBS-E ANSCHLUSSKABEL 12 MTR. BAJ.  EBS-E CÂBLE DE CONNEXION 12 METER BAJONET
	65REB193	EBS VOEDINGSKABEL ISO 7638 STEKDOOS 0.3M BAJ. (WABCO 449 133 003 0)  CABLE WITH ABS-SOCKET  KABEL MIT ABS-STECKDOSE  CABLE
	65RTC023	SENSOR VOOR LOOPREK BEVEILIGING - 0GRADEN  SENSOR --ULTRASONIC  ULTRASONIC SENSOR 0 GRAD  CAPTEUR ULTRASONIQUE
	65RTC025	AKOESTISCHE SIGNALERING / ZOEMER  BUZZER --TRAILER  RUECKFAHRWARNER TAILGUARD  BUZZER
	65RTC026	SENSOR LOOPREK BEVEILIGING - 15GRADEN  SENSOR --ULTRASONIC  ULTRASONIC SENSOR 15 GRAD - TAILGUARD  CAPTEUR ULTRASONIQUE








	Article	Description
	66KAA005	MASSASTRIP MASS STRIP MASS ERDE STRIP BANDE DE MASSE
	66KAA006	AARDINGSHASPEL TYPE EGLI (GEEL PLASTIC KAP, INCL 8M KABEL) GROUNDING REEL TYPE EGLI (YELLOW PLASTIC CAP, INCL 8M CABLE) ERDUNGSSPULE TYP EGLI (GELBE KUNSTSTOFFKAPPE, INKL 8M KABEL) MISE A LA TERRE, TYPE EGLI (CAPUCHON EN PLASTIQUE JAUNE, INCL 8M CABLE)
	66KAK138	STOP VOOR KETTING ZIJVERLICHTING 3P AANSL. STOPPER FOR CHAIN SIDE LIGHTNING 3PIN CONNECTION STOPPER FÜR KETTE SEITENBELEUCHTUNG 3 PIN ANSCHLUSS BOUCHON POUR CHAÎNE ÉCLAIRAGE LATÉRAL 3 BROCHES CONNEXION
	66KAV002	KABEL 1600 MM VOOR EUROPOINT (LINKS) ADR CABLE 1600 MM FOR EURO POINT (LEFT) ADR KABEL 1600 MM FÜR EURO POINT (LINKS) ADR CÂBLE 1600 MM POUR EURO POINT (GAUCHE) ADR
	66KAV004	KABEL 3000 MM VOOR EUROPOINT (LINKS) ADR CABLE 3000 MM FOR EUROPOINT (LEFT) ADR KABEL 3000 MM FÜR EUROPOINT (LINKS) ADR CABLE 3000 MM POUR EUROPOINT (GAUCHE) ADR
	66KAV005	KABEL 3000 MM VOOR EUROPOINT (RECHTS) ADR CABLE 3000 MM FOR EUROPOINT (RIGHT) ADR KABEL 3000 MM FÜR EUROPOINT (RECHTS) ADR CABLE 3000 MM POUR EUROPOINT (DROITE) ADR
	66KAV010	P&R VLAKKABEL 17METER - ADR P&R FLAT CABLE 17METRES - ADR P&R FLACHKABEL 17 METER - ADR CABLE PLAT P & R 17METRES - ADR

	Article	Description
	66KAV051	VOEDINGSKABEL 15 POLIG - ADR-600MM-ASS3 15-PIN POWER CABLE-ADR-600MM-ASS3 15-POLIGES STROMKABEL-ADR-600MM-ASS3 CÂBLE D'ALIMENTATION 15 BROCHES-ADR-600MM-ASS3
	66KAV056	VOEDINGSDOOS 24N+24S+15P -ADR-600MM-ASS3 - ASPOCK SUPPLY BOX 24N +24S +15P-ADR-600MM-ASS3 - ASPOCK VERSORGUNGSKASTEN 24N +24S +15P-ADR-600MM-ASS3 - ASPOCK BOÎTE D'ALIMENTATION 24N + 24S + 15P-ADR-600MM-ASS3 - ASPOCK
	66KAV057	VOEDINGSKABEL 15-POLIG -ADR- 600MM POWER SUPPLY 15-PIN -ADR- 600MM STROMVERSORGUNG 15-PENNE -ADR- 600MM ALIMENTATION 15 POLIG -ADR- 600MM
	66KAV060	HOOFDKABEL 15 ADERIG - ADR - 15000 MM - ASS3 MAIN CABLE 15 WIRE - ADR - 15000 MM - ASS3 HAUPTKABEL 15-DRÄHTIG - ADR - 15000 MM - ASS3 CABLE PRINCIPAL 15 FILS - ADR - 15000 MM - ASS3
	66KAV071	KETTING ZIJVERLICHTING MET 5X 3-POLIG AANSLUITING - ASPOCK CHAIN SIDE LIGHT WITH 5X 3PIN CONNECTION - ASPOCK KETTEN-SEITENLEUCHTE MIT 5X 3PENNE VERBINDUNG - ASPOCK LUMIÈRE CÔTÉ CHAÎNE AVEC RACCORDEMENT 5X3 BROCHE - ASPOCK
	66KAV080	TUSSENKABEL 2X ASS3 + 1X ASS2 (REMLICHT) CONNECTING CABLE 2X ASS3 + 1X ASS2 (BRAKE LIGHT) VERBINDUNGSKABEL 2X ASS3 + 1X ASS2 (BREMSLICHT) CÂBLE DE CONNEXION 2X ASS3 + 1X ASS2 (FEU DE FREIN)
	66KAV083	Y-KABEL 3P ASS3 (LENGTE 2X 200MM) Y-CABLE 3P ASS3 (LENGTH 2X 200MM) Y-KABEL 3P ASS3 (LÄNGE 2X 200MM) CABLE Y 3P ASS3 (LONGUEUR 2X 200MM)

	Article	Description
	66KAV090	VOEDINGSDOOS 15-POLIG SUPPLY BOX 15-PIN VERSORUNGSKASTEN 15-PIN BOÎTE D'ALIMENTATION 15 BROCHES
	66KDC001	VERBINDINGSDOOS POLYESTER IP 65 KLEUR GRIJS 120 X 122 X 90 MM CONNECTION BOX POLYESTER IP 65 COLOR GRAY 120 X 122 X 90 MM ANSCHLUSSDOSE POLYESTER IP 65 FARBE GRAU 120 X 122 X 90 MM BOÎTE DE CONNEXION POLYESTER IP 65 COULEUR GRIS 120 X 122 X 90 MM
	66KDC002	VERBINDINGSDOOS (GRIJS) POLYESTER IP 65 KLEUR GRIJS 220 X 120 X 90 MM CONNECTING BOX (GREY) POLYESTER IP 65 ANSCHLUSSDOSE (GRAU) POLYESTER IP 65 BOITIER DE CONNEXION (GRIS) POLYESTER IP 65
	66KDC008	VERDEELDOOS ASPOCK DISTRIBUTION BOX ASPOCK VERTEILERKASTEN ASPOCK BOÎTE DE DISTRIBUTION ASPOCK
	66KDC026	VERDEELDOOS ASPOCK - ADR - ASS3 (2X1600MM) DISTRIBUTION BOX ASPOCK - ADR - ASS3 VERTEILERKASTEN ASPOCK - ADR - ASS3 BOÎTE DE DISTRIBUTION ASPOCK - ADR - ASS3
	66KDC028	VERDEELKABEL ASPOCK ACHTER -ADR 2X2500-ASS3 DISTRIBUTION CABLE ASPOCK REAR -ADR 2X2500-ASS3 VERTEILERKABEL ASPOCK HINTEN -ADR 2X2500-ASS3 CABLE DE DISTRIBUTION ASPOCK ARRIERE -ADR 2X2500-ASS3
	66KDC029	TUSSENVERDEELDOOS ASPOCK - ADR - ASS3 INTERMEDIATE DISTRIBUTION BOX ASPOCK - ADR - ASS3 INTERMEDIÄRER VERTEILERKASTEN ASPOCK - ADR - ASS3 BOÎTE DE DISTRIBUTION INTERMÉDIAIRE ASPOCK - ADR - ASS3

	Article	Description
	66KDC030	VERDEELDOOS ADR 3-KAMER - ASS3  DIVIDER ADR 3-ROOM-ASS3  DIVIDER ADR 3-ZIMMER-ASS3  DIVISEUR ADR 3-ROOM-ASS3
	66KDC062	VERDEELDOOS + LCG2 (75-0310-007)  DISTRIBUTION BOX + LCG2 (75-0310-007)  VERTEILERKASTEN + LCG2 (75-0310-007)  BOÎTE DE DISTRIBUTION + LCG2 (75-0310-007)
	66SCC077	DC-DC CONVERTER 24V (INPUT RANGE 8-40V DC / OUTPUT 6 AMPERE) SAM-SYSTEM  DC-DC CONVERTER 24V (INPUT RANGE 8-40V DC / OUTPUT 6 AMPERE) SAM-SYSTEM  DC-DC-KONVERTER 24 V (EINGANGSBEREICH 8-40 V DC / AUSGANG 6 AMPERE) SAM-SYSTEM  CONVERTISSEUR CC-CC 24V (GAMME D'ENTRÉES 8-40V CC / SORTIE 6 AMPÈRES) SAM-SYSTEM
	66SCO008	DRAAIKNOP , ZWARTE HENDEL 2 VASTE STANDEN  TURN KNOB, BLACK HANDLE 2 FIXED POSITIONS  DREHGRIF, SCHWARZER GRIFF 2 FIXE POSITIONEN  BOUTON TOURNANT, POIGNÉE NOIR 2 POSITIONS FIXES
	66SCO015	SCHAKELMODULE VOOR RAILMONTAGE, 1NO & 1NC  SWITCH MODULE FOR RAIL MOUNTING, 1NO & 1NC  SCHALTMODUL FÜR SCHIENENMONTAGE, 1NO & 1NC  MODULE D'INTERRUPTEUR POUR MONTAGE SUR RAIL, 1NO ET 1NC
	66SCO016	KEUZESCHAKELAAR 0-I, BLIJVEND  SELECTION SWITCH 0-I, CONTINUOUS  WAHLSCHALTER 0-I, KONTINUIERLICH  COMMUTATEUR DE SÉLECTION 0-I, CONTINU
	66SCO017	KEUZESCHAKELAAR I-0-II, 2X BLIJVEND  SELECTION SWITCH I-0-II, 2X CONTINUOUS  WAHLSCHALTER I-0-II, 2X KONTINUIERLICH  COMMUTATEUR DE SÉLECTION I-0-II, 2X CONTINU



	Article	Description
	66SCO020	SCHAKELMODULE VOOR RAILMONTAGE, 2NO SWITCH MODULE FOR RAIL MOUNTING, 2NO SCHALTMODUL FÜR SCHIENENMONTAGE, 2NO MODULE D'INTERRUPTEUR POUR MONTAGE SUR RAIL, 2NO
	66SCO023	DRUKKNOP PUSH BUTTON DRUCKTASTE BOUTON POUSSOIR
	66SCO081	KEUZESCHAKELAAR 0-I, BLIJVEND (FLEX+FRONT) SWITCH 0-I, CONTINUOUS (FLEX + FRONT) SCHALTER 0-I, KONTINUÛERLICH (FLEX + FRONT) COMMUTATEUR 0-I, CONTINU (FLEX + AVANT)
	66SCO082	RELAIS 24VDC / 30-40A RELAIS 24VDC / 30-40A RELAIS 24VDC / 30-40A RELAIS 24VDC / 30-40A
	66SCO088	SCHAKELMODULE COMEX FLEX + FRONT MONTAGE, 2NO SWITCH MODULE COMEX FLEX + FRONT MOUNTING, 2NO SCHALTMODUL COMEX FLEX + FRONT MONTAGE, 2NO MODULE INTERRUPTEUR COMEX FLEX + MONTAGE AVANT, 2NO
	66SCO091	JUNCTION BOX FOR COMEX-FLEX JUNCTION BOX FOR COMEX-FLEX ANSCHLUSSDOSE FÜR COMEX-FLEX BOÎTE DE JONCTION POUR COMEX-FLEX
	66SCO093	SCHAKELMODULE COMEX FLEX+FRONT MONT, NO+NC SWITCH MODULE COMEX FLEX + FRONT MONT, NO + NC SCHALTERMODUL COMEX FLEX + FRONT MONT, NO + NC MODULE DE COMMUTATION COMEX FLEX + AVANT MONT, NO + NC



	Article	Description
	66SCO094	KEUZESCHAKELAAR I-0-II, 2X BLIJVEND ( FLEX+FRONT) SWITCH I-0-II, 2X CONTINUOUS (FLEX + FRONT) SCHALTER I-0-II, 2X CONTINUOUS (FLEX + FRONT) COMMUTATEUR I-0-II, 2X CONTINU (FLEX + AVANT)
	66SCO096	COMEX KAST ENKELVOUDIG , 4 X M20X1.5 COMEX CABINET SINGLE, 4 X M20X1.5 COMEX SCHRANK EINZEL, 4 X M20X1.5 COMEX SIMPLE CABINE, 4 X M20X1.5
	66SCO101	COMEX KAST ENKELVOUDIG, 2 X M20X1.5 + AARD COMEX CASE SINGLE, 2 X M20X1.5 + GROUNDING COMEX CASE SINGLE, 2 X M20X1.5 + ERDUNG COMEX CAS SINGLE, 2 X M20X1.5 + MISE À LA TERRE
	66SCO103	COMEX KAST DRIEVOUDIG , 2 X M20X1.5 + AARD COMEX CASE TRIPLE, 2 X M20X1.5 + GROUNDING COMEX CASE TRIPLE, 2 X M20X1.5 + ERDUNG COMEX CASE TRIPLE, 2 X M20X1.5 + MISE À LA TERRE
	66SCR004	RELAIS 24V - 2 x 8 AMPERE RELAY 24V - 2 x 8 AMPERE RELAY 24V - 2 x 8 AMPERE RELAIS 24V - 2 x 8 AMPERE
	66SCR006	MINIATUURRELAIS BEVESTIGINGSBEUGEL MINIATURE RELAY FIXING BRACKET MINIATUR RELAISBEFESTIGUNGS HALTER SUPPORT DE FIXATION DE RELAIS MINIATURE
	66STC006	STEKKER 3-POLIG HELLA PLUG 3-PIN HELLA STECKER 3-PIN HELLA PLUG HELLA À 3 BROCHES

	Article	Description
	66STC018	STEKKERDOOS 3-POLIG SOCKET BOX 3-PIN STECKDOSENKASTEN 3-PIN BOITIER CONNECTEUR A 3 BROCHES
	71VPC151	VLOTTER ADDITIEF POMP FLOAT ADDITIVE POMP TREIBADDITIVPUMPE FLOTTEUR POMPE ADDITIVE
	72VMC032	SONDE EEXDII C T6, PYR-PT100 - AANSLUITING 3/4" BSP PROBE EEXDII C T6, PYR-PT100 - CONNECTION 3/4" BSP PROBE EEXDII C T6, PYR-PT100 - ANSCHLUSS 3/4" BSP SONDE EEXDII C T6, PYR-PT100 - RACCORDEMENT 3/4" BSP
	72VMC038	TEMPERATUUR SONDE, TWE 60A1 + VERZEGELBLOK TEMPERATURE PROBE, TWE 60A1 + SEAL BLOCK TEMPERATURFÜHLER, TWE 60A1 + DICHTUNGS BLOCK SONDE DE TEMPÉRATURE, TWE 60A1 + BLOC D'ÉTANCHÉITÉ
	72VMC155	SEN-DR-U 295 : PRINTER A5, 24 V ,(EPSON) DCM 101802 SEN-DR-U 295: PRINTER A5, 24 V, (EPSON) DCM 101802 SEN-DR-U 295: DRUCKER A5, 24 V, (EPSON) DCM 101802 SEN-DR-U 295: IMPRIMANTE A5, 24 V, (EPSON) DCM 101802
	72VMC180	SEN-MFLOW-1A-BE / VERSIE 5 ( MID) SEN-MFLOW-1A-BE / VERSION 5 (MID) SEN-MFLOW-1A-BE / VERSION 5 (MID) SEN-MFLOW-1A-BE / VERSION 5 (MID)
	72VMC287	NOODVOEDING / TESTVOEDING SEN-MF-EPS EMERGENCY EQUIPMENT / TEST FOOD SEN-MF-EPS SICHERHEITSAUSRÜSTUNG / TEST FOOD SEN-MF-EPS ÉQUIPEMENT D'URGENCE / ALIMENTATION D'ESSAI SEN-MF-EPS

	Article	Description
	73BLS006	OVERBRUGGINGSSCHAKELAAR TW902+TW901 (Alfons haar) BRIDGING SWITCH TW902+TW901 (Alfons haar) BRIDGING SWITCH TW902+TW901 (Alfons haar) INTERRUPTEUR DE BRIDAGE TW902 + TW901 (Alfons haar)
	73BLS009	STEKKER, TW 903, HAAR 00620 PLUG, TW 903, HAAR 00620 STECKER, TW 903, HAAR 00620 BOUCHON, TW 903, HAAR 00620
	73BOV002	5-DRAADS OPTISCHE SONDE SCULLY L=15" 5-WIRE OPTICAL PROBE SCULLY L=15" 5-DRÄHTIGE OPTISCHE SONDE SCULLY L=15" SONDE OPTIQUE À 5 FILS SCULLY L = 15 "
	73BOV005	DRUKSCHAKELAAR, SCULLY M20 X 1.5 PRESSURE SWITCH, SCULLY M20 X 1.5 DRUCKSCHALTER, SCULLY M20 X 1.5 INTERRUPTEUR DE PRESSION SCULLY M20 X 1.5
	73BOV007	AARDE BOUT / DRAADAANSLUITING 1/2-13 UNC LENGTE 36" GROUNDING BOLT/WIRE CONNECTION 1/2-13 UNC LENGTH 36" ERDUNGSBOLZEN/DRAHTVERBINDUNG 1/2-13 UNC LÄNGE 36" BOULON DE MISE À LA TERRE / RACCORDEMENT DES FILS 1 / 2-13 UNC LONGUEUR 36 "
	73BOV028	STEKKER, (MANNELIJK) TW 901/905 PLUG (MALE) TW 901/905 STECKER (MÄNNLICH) TW 901/905 BOUCHON (MÂLE) TW 901/905
	73BOV116	OPTISCHE SOCKET MET DRUKSCHAKELAAR (SCULLY 09361) OPTICAL SOCKET WITH PRESSURE SWITCH (SCULLY 09361) OPTISCHER SOCKEL MIT DRUCKSCHALTER (SCULLY 09361) DOUILLE OPTIQUE AVEC PRESSOSTAT (SCULLY 09361)








	Article	Description
	73BOV122	OPTIC SOCKET, 10 PIN, 4J SLOTEN +PR  OPTIC SOCKET, 10 PIN, 4J LOCKS + PR  LWL-BUCHSE, 10-POLIG, 4J SCHLÖSSER + PR  DOUILLE OPTIQUE, 10 GOUPILLE, SERRURES DE 4J + PR
	73BOV186	2-WIRE OPTIC - 1 COMPARTMENT EMCO  2-WIRE OPTIC-1 COMPARTMENT EMCO  2-LEITER OPTIK-1 FACH EMCO  2-WIRE OPTICS-1 COMPARTIMENT EMCO
	73BTM020	THERMOMETER, WIKA, INBOUW,-20/+150°C,ROESTVRIJSTAAL,CAPIL. (LAG uitvoering)  THERMOMETER, WIKA, BUILT-IN,-20/+150°C, STAINLESS STEEL, CAPIL. (LAG version)  THERMOMETER, WIKA, EINGEBAUT,-20/+150°C, EDELSTAHL, CAPIL. (LAG Version)  THERMOMÈTRE, WIKA, INTÉGRÉ, -20 / + 150 ° C, ACIER INOXYDABLE, CAPIL. (Version LAG)
	73HVR089	JOYSTICK SP10-N/05G  JOYSTICK SP10-N/05G  JOYSTICK SP10-N/05G  JOYSTICK SP10-N / 05G
	OND54023	STANDAARD CONTACTELEMENT "S"  STANDARD CONTACTELEMENT "S"  STANDARD-KONTAKTELEMENT "S"  ÉLÉMENT DE CONTACT STANDARD "S"
	OND805053	BEDIENINGS KAST MET 1 GAT  CONTROL CABINET WITH 1 HOLE  SCHALTSCHRANK MIT 1 LOCH  ARMOIRE DE COMMANDE AVEC 1 TROU

	Article	Description
	66VAC054	<p>ACHTERLICHT,6-KAMER MET DRIEHOEK LINKS (VALEO LC7 T4 C 11 C)</p> <p>REAR LIGHT, 6-CHAMBER WITH TRIANGLE LEFT (VALEO LC7 T4 C 11 C)</p> <p>RÜCKLICHT, 6-KAMMERN MIT DREIECK LINKS (VALEO LC7 T4 C 11 C)</p> <p>FEU ARRIÈRE, 6 CHAMBRES AVEC TRIANGLE GAUCHE (VALEO LC7 T4 C 11 C)</p>
	66VAC055	<p>ACHTERLICHT,6-KAMER MET DRIEHOEK RECHTS (VALEO LC7 T4 C 31 C - BURG 66VAL4C31C)</p> <p>REAR LIGHT, 6-CHAMBER WITH TRIANGLE RIGHT (VALEO LC7 T4 C 31 C - BURG 66VAL4C31C)</p> <p>RÜCKLICHT, 6- KAMMERN MIT DREIECK RECHTS (VALEO LC7 T4 C 31 C - BURG 66VAL4C31C)</p> <p>FEU ARRIÈRE, 6 CHAMBRES AVEC TRIANGLE DROIT (VALEO LC7 T4 C 31 C - BURG 66VAL4C31C)</p>
	66VAC058	<p>ACHTERLICHT ECOPOINT LINKS</p> <p>REAR LIGHT ECOPOINT LEFT</p> <p>RÜCKLICHT ECOPOINT LINKS</p> <p>LUMIÈRE ARRIÈRE GAUCHE ECOPOINT</p>
	66VAC059	<p>ACHTERLICHT ECOPOINT RECHTS</p> <p>REAR LIGHT ECOPOINT RIGHT</p> <p>RÜCKLICHT ECOPOINT RECHTS</p> <p>LUMIÈRE ARRIÈRE DROITE ECOPOINT</p>
	66VAC067	<p>ACHTERLICHT LED-ECOPOINT, DRIEHOEK, LINKS</p> <p>REAR LIGHT LED ECOPOINT, TRIANGLE, LEFT</p> <p>RÜCKLICHT LED ECOPOINT, DREIECK, LINKS</p> <p>LED ARRIÈRE, TRIANGLE, GAUCHE ECOPOINT</p>
	66VAC068	<p>ACHTERLICHT LED-ECOPOINT, DRIEHOEK, RECHTS</p> <p>REAR LIGHT LED ECOPOINT, TRIANGLE, RIGHT</p> <p>RÜCKLICHT LED ECOPOINT, DREIECK, RECHTS</p> <p>LED ARRIÈRE, TRIANGLE, DROITE ECOPOINT</p>
	66VAC085	<p>EUROPOINT II LINKS, 1X STANDL. LED</p> <p>EUROPOINT II LEFT, 1X STANDL. LED</p> <p>EUROPOINT II LINKS, 1X STANDL. LED</p> <p>EUROPOINT II GAUCHE, 1X STANDL. LED</p>



	Article	Description
	66VAC086	EUROPOINT II RECHTS, 1X STANDL. LED EUROPOINT II RIGHT, 1X STANDL. LED EUROPOINT II RECHTS, 1X STANDL. LED EUROPOINT II DROITE, 1X STANDL. LED
	66VAC090	3 KAMER LAMP LED ENKEL 24V 3 CHAMBER LIGHT LED SINGLE 24V 3 KAMMERLEUCHTEN LED EINZEL 24V LUMIÈRE LED A 3 CHAMBRES SINGLE 24V
	66VAC100	MISTLAMP LED LED FOG LIGHT LED NEBELLEUCHTE FEU DE BROUILLARD LED
	66VAC101	ACHTERUITRIJLAMP LED REVERSING LED LIGHT RÜCKFAHRLEUCHTE LED LED DE LUMIÈRE ARRIÈRE
	66VAC122	3 KAMER LAMP LED 'DURALED COMBI' ,RECHTHOEK 3 ROOM LAMP LED "DURALED COMBI", RECTANGLE 3 ZIMMER LAMPE LED " DURALED COMBI ", RECHTECK LAMPE 3 PIÈCES LED'DURALED COMBI', RECTANGLE
	66VAC147	MINI LED II - 3K LAMP - OPEN UITEINDE 12/24V MINI LED II-3K LAMP-OPEN END 12/24V MINI LED II-3K LAMPE-OFFENES ENDE 12/24V MINI LED II-3K LAMP-OPEN END 12/24V
	66VAC161	EUROPOINT III LINKS (25-7000-507) EUROPOINT III LEFT (25-7000-507) EUROPOINT III LINKS (25-7000-507) EUROPOINT III GAUCHE (25-7000-507)










	Article	Description
	66VAC162	EUROPOINT III RECHTS (25-7400-507)  EUROPOINT III RIGHT  EUROPOINT III RECHTS  EUROPOINT III DROIT
	66VAC164	EUROPOINT III LINKS, MET BREEDTELICHT  EUROPOINT III LEFT, WITH WIDTH LIGHT  EUROPOINT III LINKS, MIT BREITE LICHT  EUROPOINT III GAUCHE, AVEC LUMIÈRE DE LARGEUR
	66VAC165	EUROPOINT III RECHTS, MET BREEDTELICHT  EUROPOINT III RIGHT, WITH WIDTH LIGHT  EUROPOINT III RECHTS, MIT BREITE LICHT  EUROPOINT III DROIT, AVEC LARGEUR DE LARGEUR
	66VAC166	EUROPOINT III LED LINKS, MET BREEDTELICHT (25-7020-707)  EUROPOINT III LED LEFT, WITH WIDTH LIGHT (25-7020-707)  EUROPOINT III LED LINKS, MIT BREITE LICHT (25-7020-707)  EUROPOINT III LED GAUCHE, AVEC LUMIÈRE DE LARGEUR (25-7020-707)
	66VAC167	EUROPOINT III LED RECHTS, MET BREEDTELICHT (25-7420-707)  EUROPOINT III LED RIGHT, WITH WIDTH LIGHT (25-7420-707)  EUROPOINT III LED RECHTS, MIT BREITE LICHT (25-7420-707)  EUROPOINT III LED DROITE, AVEC LUMIERE DE LARGEUR (25-7420-707)
	66VAC171	EUROPOINT III LED LINKS (25-7000-707)  EURO POINT III LED LEFT (25-7000-707)  EURO POINT III LED LINKS (25-7000-707)  EUROPOINT III LED GAUCHE (25-7000-707)
	66VAC172	EUROPOINT III LED RECHTS (25-7400-707)  EURO POINT III LED RIGHT (25-7400-707)  EURO POINT III LED RECHTS (25-7400-707)  EURO POINT III LED DROITE (25-7400-707)

	Article	Description
	66VAO003	BESCHERMKAP 5-K LAMPEN PROTECTION CAP 5-K LAMPS SCHUTZKAPPE 5-K LAMPEN CAPUCHON DE PROTECTION LAMPES 5-K
	66VAO019	LENS VOOR ACHTERLICHT EUROPOINT II LENS FOR REAR LIGHT EURO POINT II OBJEKTIV FÜR RÜCKLEUCHTE EURO POINT II OBJECTIF POUR LA LUMIÈRE ARRIÈRE EURO POINT II
	66VAO034	LENS VOOR ASPOCK EUROPOINT III RECHTS LENS FOR ASPOCK EUROPOINT III RIGHT OBJEKTIV FÜR ASPOCK EUROPOINT III RECHTS LENTILLE POUR ASPOCK EUROPOINT III DROIT
	66VKC008	KASTVERLICHTING TYPE 569 , KABELINFÜHR W10A CABINET LIGHTING TYPE 569, KABELINFÜHR W10A SCHRANKBELEUCHTUNG TYP 569, KABELINFÜHR W10A ÉCLAIRAGE DE COFFRET TYPE 569, KABELINFÜHR W10A
	66VKC009	EEX KASTVERLICHTING TYPE 5061 EEX CASE LIGHTING TYPE 5061 EEX-CASE-BELEUCHTUNGSTYP 5061 EEX CASE LIGHTING TYPE 5061
	66VKC014	EX-KASTVERLICHTING , LED-LAMP 24VDC EX-CABINET LIGHTING, LED BULB 24VDC EX- KAMMERBELEUCHTUNG, LED-GLÜHBIRNE 24VDC ÉCLAIRAGE EX-ARMOIRE, AMPOULE LED 24VDC
	66VNC007	KENTEKENPLAATVERLICHTING REGPOINT ADR P&R LICENCE PLATE LIGHT REGPOINT ADR P&R NUMMERNSCHILD BELEUCHTUNG REGPOINT ADR P&R ÉCLAIRAGE DE PLAQUE D'IMMATRICULATION REGPOINT ADR P & R

	Article	Description
	66VNC009	KENTEKENPLAAT VERLICHTING REGPOINT LED ADR P&R LICENCE PLATE LIGHTING RIGHT, REGPOINT LED ADR P&R NUMMERNSCHILD BELEUCHTUNG RECHTS, REGPOINT LED ADR P&R ÉCLAIRAGE DE PLAQUE D'IMMATRICULATION DROIT, REGPOINT LED ADR P & R
	66VNC019	KENTEKENPLAATVERLICHTING RECHTS REGPOINT ADR ASS1 LICENCE PLATE LIGHT RIGHT REGPOINT ADR ASS1 NUMMERNSCHILD BELEUCHTUNG RECHTS REGPOINT ADR ASS1 ÉCLAIRAGE DE PLAQUE D'IMMATRICULATION DROIT, REGPOINT ADR ASS1
	66VNC024	KENTEKENPL. VERLICHTING REGPOINT II LED LICENCE PL. LIGHTING REGPOINT II LED NUMMERNSCHILD BELEUCHTUNG REGPOINT II LED ÉCLAIRAGE DE PLAQUE D'IMMATRICULATION REGPOINT II LED
	66VPC014	ZIJMARKERINGSLAMP AMBER VALEO FE 94 PDK SIDE MARKING LIGHT AMBER VALEO FE 94 PDK SEITENMARKIERUNGS-LEUCHTE BERNSTEINFARBEN VALEO FE 94 PDK LUMIÈRE DE MARQUAGE LATÉRALE AMBRE VALEO FE 94 PDK
	66VPC064	ZIJMARKERINGSLICHT LED UNI-POINT ADR 1500MM SIDE MARKING LIGHT LED UNI-POINT ADR 1500MM SEITENMARKIERUNGS-LEUCHTE LED UNI-POINT ADR 1500MM LUMIÈRE DE MARQUAGE LATÉRALE LED UNI-POINT ADR 1500MM
	66VPC069	ZIJMARKERINGSLAMP LED HELLA SIDE MARKING LIGHT LED HELLA SEITENMARKIERUNGS-LEUCHTE LED HELLA LUMIÈRE DE MARQUAGE LATÉRALE LED HELLA
	66VPC072	POSITIELICHT WIT LED P&R 500 MM ADR UNI-POINT POSITION LIGHT WHITE LED P&R 500 MM ADR UNI-POINT POSITIONSLICHT WEIß LED P&R 500 MM ADR UNI-POINT FEU DE POSITION LED BLANCHE P & R 500 MM ADR UNI-POINT

	Article	Description
	66VPC078	ZIJMARKERINGSLICHT LED UNI-POINT ADR 1500MM SIDE MARKING LIGHT LED UNI-POINT ADR 1500MM SEITENMARKIERUNGS-LEUCHTE LED UNI-POINT ADR 1500MM LUMIÈRE DE MARQUAGE LATÉRALE LED UNI-POINT ADR 1500MM
	66VPC079	POSITIELICHT WIT LED P&R 500 MM ADR INBOUW POSITION LIGHT WHITE LED P&R 500 MM ADR BUILT-IN POSITIONSLICHT WEIß LED P&R 500 MM ADR EINGEBAUTE FEU DE POSITION LED BLANCHE P & R 500 MM ADR INTEGRE
	66VPC080	BREEDTELICHT LINKS SUPERPOINT II RT/WS ADR WIDTH LIGHT LEFT SUPERPOINT II RT/WS ADR BREITE LICHT LINKS SUPERPOINT II RT/WS ADR LUMIÈRE DE LARGEUR GAUCHE SUPERPOINT II RT / WS ADR
	66VPC081	BREEDTELICHT RECHTS SUPERPOINT II RT/WS ADR WIDTH LIGHT RIGHT SUPERPOINT II RT/WS ADR BREITE LICHT RECHTS SUPERPOINT II RT/WS ADR LUMIÈRE DE LARGEUR DROITE SUPERPOINT II RT / WS ADR
	66VPC095	BREEDTELICHT LED SUPERPOINT III RT/WS ADR (RECHTS) WIDTH LIGHT LED SUPERPOINT III RT/WS ADR BREITE LICHT LED SUPERPOINT III RT/WS ADR LUMIÈRE DE LARGEUR SUPERPOINT III RT / WS ADR
	66VPC096	BREEDTELICHT LED SUPERPOINT III RT/WS ADR (LINKS) WIDTH LIGHT LED SUPERPOINT III RT/WS ADR BREITE LICHT LED SUPERPOINT III RT/WS ADR LUMIÈRE DE LARGEUR SUPERPOINT III RT / WS ADR
	66VPC097	MONTAGESTEUN, RUBBER, VOOR UNIPOINT OP BUIS 42 MOUNTING BRACKET, RUBBER, FOR UNIPOINT ON PIPE 42 HALTERUNG, GUMMI, FÜR UNIPOINT AUF ROHR 42 SUPPORT DE MONTAGE EN CAOUTCHOUC POUR UNIPOINT SUR TUYAU 42

	Article	Description
	66VPC107	ZIJMARKERINGSLICHT LED UNI-POINT ADR 1500MM (ZONDER STEUN) SIDE MARKING LIGHT LED UNI-POINT ADR 1500MM (WITHOUT BRACKET) SEITENMARKIERUNGS-LEUCHTE LED UNI-POINT ADR 1500MM (OHNE HALTERUNG) LUMIÈRE DE MARQUAGE LATÉRALE LED UNI-POINT ADR 1500MM (SANS SUPPORT)
	66VPC108	POSITIELICHT WIT LED 1500MM ADR UNIPOINT (ZONDER STEUN) POSITION LIGHT WHITE LED 1500MM ADR UNIPOINT (WITHOUT BRACKET) POSITIONSLICHT WEIß LED 1500MM ADR UNIPOINT (OHNE HALTERUNG) FEU DE POSITION BLANC LED 1500MM ADR UNIPOINT (SANS SUPPORT)
	66VPC125	BREEDTELICHT LED SUPERPOINT III RT/WS ADR - LINKERZIJD (MET BEKABELING) WIDTH LIGHT LED SUPER POINT III RT/WS ADR LEFT (WITH CABLING) BREITE LICHT-LED SUPER PUNKT III RT/WS ADR LINKS (MIT VERKABELUNG) LARGEUR LED SUPER POINT III RT/WS ADR GAUCHE (AVEC CÂBLAGE)
	66VPC126	BREEDTELICHT LED SUPERPOINT III RT/WS ADR - RECHTERZIJD (MET BEKABELING) WIDTH LIGHT LED SUPER POINT III RT/WS ADR-RIGHT SIDE (WITH CABLING) BREITE LICHT-LED SUPER POINT III RT/WS ADR-RECHTE SEITE (MIT VERKABELUNG) LARGEUR LED SUPER POINT III RT/WS ADR-CÔTÉ DROIT (AVEC CÂBLAGE)
	66VPC129	ZIJMARKERINGSLICHT LED UNI-POINT ADR 500MM SIDE MARKING LIGHT LED UNI-POINT ADR 500MM SEITENMARKIERUNGS-LEUCHTE LED UNI-POINT ADR 500MM LUMIÈRE DE MARQUAGE LATÉRALE LED UNI-POINT ADR 500MM
	66VPC130	ZIJMARKERINGSLICHT LED UNI-POINT ADR 1500MM SIDE MARKING LIGHT LED UNI-POINT ADR 1500MM SEITENMARKIERUNGS-LEUCHTE LED UNI-POINT ADR 1500MM LUMIÈRE DE MARQUAGE LATÉRALE LED UNI-POINT ADR 1500MM
	66VPC141	POSITIELICHT WIT LED 500MM ADR UNIPOINT POSITION LIGHT WHITE LED 500MM ADR UNIPOINT POSITIONSLICHT WEIß LED 500MM ADR UNIPOINT FEU DE POSITION BLANC LED 500MM ADR UNIPOINT

	Article	Description
	66VPC148	BREEDTELICHT SUPERPOINT III RT/ WS ADR LINKS  WIDTH LIGHT SUPERPOINT III RT/WS ADR LEFT  BREITE LICHT SUPERPOINT III RT/WS ADR LINKS  LUMIÈRE DE LARGEUR SUPERPOINT III RT / WS GAUCHE
	66VPC149	BREEDTELICHT SUPERPOINT III RT/WS ADR RECHTS  WIDTH LIGHT SUPERPOINT III RT/WS ADR RIGHT  BREITE LICHT SUPERPOINT III RT/WS ADR RECHTS  LUMIÈRE DE LARGEUR SUPERPOINT III RT / WS DROIT
	66VPC152	BREEDTELICHT SUPERPOINT II RT/WS ADR (RECHTS)  WIDTH LIGHT SUPERPOINT II RT/WS ADR  BREITE LICHT SUPERPOINT II RT/WS ADR  LUMIÈRE DE LARGEUR SUPERPOINT II RT / WS
	66VPC153	BREEDTELICHT SUPERPOINT II RT/WS ADR (LINKS)  WIDE LIGHT SUPERPOINT II RT / WS ADR (LINKS)  BREITBELEUCHTUNG SUPERPOINT II RT / WS ADR (LINKS)  SUPERPOINT LUMINEUX II RT / WS ADR (LIENS)
	66VPC155	BREEDTELICHT LED SUPERPOINT LINKS - IV RT/WS ADR  WIDTH LIGHT LED SUPERPOINT LEFT - IV RT/WS ADR  BREITE LICHT LED SUPERPOINT LINKS - IV RT/WS ADR  LUMIÈRE DE LARGEUR LED GAUCHE SUPERPOINT II RT / WS
	66VPC156	BREEDTELICHT LED SUPERPOINT RECHTS - IV RT/WS ADR  WIDTH LIGHT LED SUPERPOINT RIGHT - IV RT/WS ADR  BREITE LICHT LED SUPERPOINT RECHTS - IV RT/WS ADR  LUMIÈRE DE LARGEUR LED DROITE SUPERPOINT II RT / WS
	66VPO029	HOUDER MARKERINGSLAMP UNI POINT 90°  HOLDER MARKING LIGHT UNI POINT 90°  HALTER MARKIERUNGS-LEUCHTE UNI POINT 90°  LUMIÈRE DE MARQUAGE DE SUPPORT UNI POINT 90 °



	Article	Description
	66VTC021	MINI LED II - ACHTERUIRIJLAMP 12/24V MINI LED II - REAR / BACKWARD LIGHT 12 / 24V MINI LED II - RÜCKEN- / RÜCKFAHRENLEUCHTE 12 / 24V MINI LED II - LUMINAIRE ARRIÈRE / ARRIÈRE 12 / 24V
	66VWC020	WERKLAMP, ACHTERUITRIJLAMP WORK LIGHT, REVERSE LIGHT ARBEITSLICHT, RÜCKFAHRSCHINWERFER LUMIÈRE DE TRAVAIL, LUMIÈRE INVERSÉE
	66VWC027	OVAAL LED ACHTERUITRIJLAMP (MET KABEL 2,5MTR) OVAL LED REVERSE LIGHT OVAL LED RÜCKFAHRSCHINWERFER LED DE REcul OVALE
	66VWC028	ROND LED WERKLAMP 650 LUMEN AROUND LED WORK LIGHT 650 LUMEN AROUND LED ARBEITSLICHT 650 LUMEN LAMPE DE TRAVAIL CIRCULAIRE LED 650 LUMEN
	66VWC032	WORKING POINT 1500 LED ACHTERUITRIJLAMP WORKING POINT 1500 LED REVERSE LAMP ARBEITSPUNKT 1500 LED RÜCKFAHRLICHT FEU DE REcul WORKING POINT 1500 LED
	66VZC019	FLITSLAMP , LED , ORANJE FLASHER LIGHT, LED, ORANGE BLINKERLEUCHTE, LED, ORANGE CLIGNOTANT, LED, ORANGE
	66ZOE002	ACHTERUITRIJ ALARM 24 VOLT ( 75-0000-007) REVERSE ALARM 24 VOLT (75-0000-007) RÜCKWÄRTSGANG-SUMMER 24 VOLT (75-0000-007) ALARME DE REcul 24 VOLTS (75-0000-007)

	Article	Description
	67BUM033	OPVULBUSJE BEVESTIGING BREEDTELICHT FILL TUBE ATTACHMENT WIDTH LIGHT FÜLLROHR BEFESTIGUNG BREITE LICHT TUBE POUR ATTACHE LUMIERE DE LARGEUR

	Article	Description
	65CIL013	DUBBELWERKENDE CILINDER ISO 6431 63/250  DOUBLE ACTING CYLINDER ISO 6431 63/250  DOPPELT WIRKENDER ZYLINDER ISO 6431 63/250  CYLINDRE À DOUBLE EFFET ISO 6431 63/250
	65M2W003	OF-VENTIEL 1/8" (WISSELVENTIEL)  OF VALVE 1/8" (EXCHANGE VALVE)  OF VENTIL 1/8" (UMSCHALTVENTIL)  SOUPEPE OF 1/8 "(VANNE D'ECHANGE)
	65M2W006	OF-VENTIEL 1/8" (WISSELVENTIEL)  OR VALVE 1/8" (EXCHANGE VALVE)  ODER VENTIL 1/8 "(AUSTAUSCHVENTIL)  OU VALVE 1/8 "(VALVE D'ÉCHANGE)
	65M32008	3/2 KLEP,AIR INTERLOCK VALVE,OPW 0200  3/2 VALVE, AIR INTERLOCK VALVE, OPW 0200  3/2 VENTIL, LUFTVERRIEGELUNGSVENTIL, OPW 0200  VALVE 3/2, VANNE D'INTERVERROUILLAGE A AIR, OPW 0200
	65M32010	3/2 KLEP, VA13-LRS, MET AANSLAGROL  3/2 VALVE, VA13-LRS, WITH DEPTH STOP  3/2 VENTIL, VA13-LRS, MIT TIEFENANSCHLAG  VALVE 3/2, VA13-LRS, AVEC ARRETOIR DE PROFONDEUR
	65M32015	3/2 KLEP,VOOR PANEELMONTAGE,ZWARTE KNOP  3/2 VALVE, FOR PANEL MOUNTING, BLACK BUTTON  3/2 VENTIL, FÜR TAFELEINBAU, SCHWARZE TASTE  VALVE 3/2, POUR MONTAGE SUR PANNEAU, BOUTON NOIR
	65M32016	3/2 KLEP,VOOR PANEELMONTAGE, RODE KNOP  3/2 VALVE, FOR PANEL MOUNTING, RED BUTTON  3/2 VENTIL, FÜR TAFELEINBAU, ROTE TASTE  VALVE 3/2, POUR MONTAGE SUR PANNEAU, BOUTON ROUGE

	Article	Description
	65M32027	<p>3/2 KLEP, 1/8" M., LUCHTBEDIEND</p> <p>3/2 VALVE, 1/8" M, AIR-SERVING</p> <p>3/2 VENTIL, 1/8" M., LUFTWEGUNG</p> <p>3/2 VALVE, 1/8" M., AIR-SERVING</p>
	65M32030	<p>3/2 KLEP, NORGREN , LUCHTBEDIEND , VEERRETOUR</p> <p>3/2 VALVE, NORGREN, AIR-OPERATED, SPRING RETURN</p> <p>3/2 VENTIL, NORGREN, LUFTBETRIEBEN, FEDERRÜCKLAUF</p> <p>3/2 VALVE, NORGREN A AIR, RETOUR A RESSORT</p>
	65M32040	<p>3/2 KLEP, 1/8" M ,DRUKNOPBEDIEND, VEERRETOUR</p> <p>3/2 VALVE, 1/8" M, PRESS-BUTTON OPERATED, SPRING RETURN</p> <p>3/2 VENTIL, 1/8" M, TASTENDRUCK-BETRIEBEN, FEDERRÜCKLAUF</p> <p>3/2 VALVE, 1/8 "M, FONCTIONNEMENT AVEC BOUTON, RETOUR A RESSORT</p>
	65M32046	<p>3/2 VENTIEL TERUGVEER MET HENDEL, NAV 33 LES NC - 1/4" AANSLUITING</p> <p>3/2 VALVE RETURN WITH HANDLE, NAV 33 LES NC - 1/4" CONNECTION</p> <p>3/2 VENTILRÜCKLAUF MIT GRIFF, NAV 33 LES NC - 1/4" ANSCHLUSS</p> <p>3/2 RETOUR DE SOUPAPE AVEC POIGNEE NAV 33 LES NC - 1/4" CONNEXION</p>
	65M32061	<p>BLOK VAN 3 - 3/2 VENTIELEN, 12VDC EEX M II T4 (AANSLUITING 1/2")</p> <p>BLOCK OF 3 - 3/2 VALVES, 12VOLT DC EEX M II T4 (CONNECTION 1/2")</p> <p>BLOCK VON 3 - 3/2 VENTILEN, 12VOLT DC EEX M II T4 (ANSCHLUSS 1/2")</p> <p>BLOC DE 3 - 3/2 VANNES, 12VOLT DC EEX M II T4 (RACCORDEMENT 1/2")</p>
	65M32068	<p>3/2 WEGVENTIEL , 1/2" MET GESLOTEN RUSTSTAND</p> <p>3/2 VALVE, 1/2 "WITH CLOSED RESTING POSITION</p> <p>3/2 VENTIL, 1/2 "MIT GESCHLOSSENER RUHEPOSITION</p> <p>3/2 VALVE, 1/2 "AVEC POSITION DE REPOS FERMÉE</p>
	65M32081	<p>3/2 SCHUIFVENTIEL 1/8" ROLBEDIEND / VEERRETOUR</p> <p>3/2 SLIDING VALVE 1/8" WHEEL-OPERATED/SPRING RETURN</p> <p>3/2 SCHIEBERVENTIL 1/8" RADBETRIEBEN/FEDERRÜCKLAUF</p> <p>3/2 SOUPAPE COULISSANTE 1/8 " SUR ROUES / RETOUR A RESSORT</p>

	Article	Description
	65M32086	<p>3/2 KLEP, REXROTH, LUCHTBEDIEND, VEERRETOUR - 1/8" M.</p> <p>3/2 VALVE, REXROTH, AIR-OPERATED, SPRING RETURN - 1/8" M.</p> <p>3/2 VENTIL, REXROTH, LUFTBETRIEBEN, FEDERRÜCKLAUF - 1/8" M.</p> <p>SOUPAPE 3/2, REXROTH, A AIR, RETOUR A RESSORT - 1/8 "M.</p>
	65M32089	<p>3/2 KLEP, 1/8" B, 2 X LUCHTBEDIEND (BISTABEL)</p> <p>3/2 VALVE, 1/8" B, 2 X AIR-OPERATED (BI-STABLE)</p> <p>3/2 VENTIL, 1/8" B, 2 X LUFTBETRIEBEN (BI-STABIL)</p> <p>VALVE 3/2, 1/8 "B, 2 X A AIR (BI-STABLE)</p>
	65M32090	<p>3/2 SCHUIFVENTIEL 1/8" ROLBEDIEND/VEERRETOUR</p> <p>3/2 SLIDING VALVE 1/8" WHEELED / SPRING RETURN</p> <p>3/2 SCHIEBERVENTIL 1/8" RAD / FEDERRÜCKLAUF</p> <p>3/2 VALVE COULISSANTE 1/8" ROUE / RETOUR A RESSORT</p>
	65M32104	<p>3/2 SCHUIFVENTIEL 1/8" ROLBEDIEND/VEERRETOUR</p> <p>3/2 SLIDING VALVE 1/8" WHEEL-OPERATED/SPRING RETURN</p> <p>3/2 SCHIEBERVENTIL 1/8" RADBETRIEBEN/FEDERRÜCKLAUF</p> <p>SOUPAPE COULISSANTE 3/2 1/8 " A ROUES / RETOUR ARESSORT</p>
	65M32112	<p>3/2 KLEP, LUCHTBEDIEND, VEERRETOUR</p> <p>3/2 VALVE, AIRCONTROLLED, SPRING RETURN</p> <p>3/2 VENTIL, LUFTSTEUERUNG, FEDERRÜCKZUG</p> <p>VALVE 3/2, COMMANDÉE, RETOUR DE RESSORT</p>
	65M32116	<p>3/2 SCHUIFVENTIEL 1/8" LUCHTBEDIEND/VEERRETOUR</p> <p>3/2 SLIDING VALVE 1/8" AIR-OPERATED / SPRING RETURN</p> <p>3/2 SCHIEBERVENTIL 1/8 "LUFTBETRIEBENE / FEDERRÜCKLAGE</p> <p>3/2 VALVE COULISSANTE 1/8 "À AIR / RETOUR À RESSORT</p>
	65M42002	<p>SCHAKELAAR - VENTIEL, 4/3-WEG 0-10 BAR</p> <p>SWITCH-VALVE, 4/3-WAY 0-10 BAR</p> <p>SCHALTVENTIL, 4/3-WEGE 0-10 BAR</p> <p>COMMUTATEUR-VALVE, 4/3-WAY 0-10 BAR</p>

	Article	Description
	65M52002	5/2 KLEP, G 1/8", LUCHT BEDIEND, VEERRETOUR 5/2 VALVE, G 1/8", AIR-OPERATED, SPRING RETURN 5/2 VENTIL, G 1/8", LUFTBETRIEBEN, FEDERRÜCKLAUF SOUPAPE 5/2, G 1/8", A AIR, RETOUR A RESSORT
	65M52005	5/2 SCHUIFVENTIEL VOOR PANEELMONTAGE (AANSL: G 1/8") 5/2 SLIDING VALVE FOR PANEL MOUNTING (CONNECTION: G 1/8") 5/2 SCHIEBERVENTIL FÜR TAFELEINBAU (VERBINDUNG: G 1/8") SOUPAPE 5/2 COULISSANTE POUR MONTAGE SUR PANNEAU (RACCORDEMENT: G 1/8")
	65M52017	5/2 KLEP, 1/8" M (BISTABEL) 5/2 VALVE, 1/8" M (BISTABLE) 5/2 VENTIL, 1/8" M (STABIL) 5/2 VALVE, 1/8" M (BISTABLE)
	65M52021	5/2 KLEP, VOOR PANEELMONTAGE, ZWARTE KNOP 5/2 VALVE, FOR PANEL MOUNTING, BLACK BUTTON 5/2 VENTIL, FÜR TAFELEINBAU, SCHWARZE TASTE VALVE 5/2, POUR MONTAGE SUR PANNEAU, BOUTON NOIR
	65M52026	5/2 KLEP, MANUEEL BEDIEND ( PNEUMATISCH RESET FUNCTIE) 5/2 VALVE, MANUAL (PNEUMATIC RESET FUNCTION) 5/2 VENTIL, MANUEEL (PNEUMATISCHE RESET-FUNKTION) VANNE 5/2 MANUELLE (FONCTION DE RÉINITIALISATION PNEUMATIQUE)
	65MDI001	DOORSTROMINGS REGELAAR MET FIJNREGELING ( DIAMETER 6 MM) FLOW REGULATOR WITH FINE TUNING (DIAMETER 6 MM) MENGENREGLER MIT FEINABSTIMMUNG (DURCHMESSER 6 MM) REGULATEUR DE DEBIT AVEC REGLAGE FIN (DIAMETRE 6 MM)
	65MDI005	HYDRAULISCHE - PNEUMATISCHE DRUKREGELAAR, HPD 2/5 A HYDRAULIC - PNEUMATIC PRESSURE REGULATOR, HPD 2/5 A HYDRAULISCH - PNEUMATISCHER DRUCKREGLER, HPD 2/5 A REGULATEUR DE PRESSION PNEUMATIQUE HYDRAULIQUE HPD 2/5 A



	Article	Description
	65MDI019	<p>DRUKVERKLIKKER, LUCHTDRUKINDICATOR ZWART-ROOD</p> <p>PRESSURE CLICKER, AIR PRESSURE INDICATOR BLACK-RED</p> <p>DRUCK-KLICKEK, LUFTDRUCKANZEIGE SCHWARZ-ROT</p> <p>INDICATEUR DE PRESSION D'AIR NOIR-ROUGE</p>
	65MDI024	<p>TERUGSLAGKLEP 1/8" , VNR / 1 1/8"</p> <p>RETURN VALVE 1/8", VNR / 1 1/8"</p> <p>RÜCKSENDEVENTIL 1/8", VNR / 1 1/8"</p> <p>SOUPAPE DE RETOUR 1/8", VNR / 1 1/8"</p>
	65MDI026	<p>OLIE - WATERAFSCHEIDER 1/4"</p> <p>OIL - WATER SEPARATOR 1/4"</p> <p>ÖL-WASSERABSCHEIDER 1/4"</p> <p>SÉPARATEUR D'HUILE-EAU 1/4 "</p>
	65MDI027	<p>OLIE-NEVELAAR 1/4" N</p> <p>OIL-NEVELER/FOGGER 1/4" N</p> <p>ÖL FOGGER 1/4" N</p> <p>D'HUILE / BROUILLARD 1/4" N</p>
	65MDI058	<p>DRUKREGELAAR 016802</p> <p>PRESSURE REGULATOR 016802</p> <p>DRUCKREGLER 016802</p> <p>RÉGULATEUR DE PRESSION 016802</p>
	65MDI060	<p>GUARD (LOCKING) BAR INTERLOCK - INCLUSIEF 4 INSTEKNIPPELS</p> <p>GUARD (LOCKING) BAR INTERLOCK - INCLUDING 4 INSULATED NIPPLES</p> <p>GUARD (LOCKING) BAR-VERRIEGELUNG - EINSCHLIESSLICH 4 ISOLIERTE NIPPEL</p> <p>VERROUILLAGE DE BARRE DE VERROUILLAGE - INCLUANT 4 RACCORDS ISOLÉS</p>
	65MDI063	<p>DRUKREGELAAR R21-C2-000 , TRAPLOOS</p> <p>PRESSURE REGULATOR R21-C2-000, STEPLESS</p> <p>DRUCKREGLER R21-C2-000, STUFENLOS</p> <p>RÉGULATEUR DE PRESSION R21-C2-000, PAS</p>

	Article	Description
	65MDI068	DRUKVERKLIKKER LUCHTDRUKINDICATOR (VISUAL INDICATOR KIT) PRESSURE CLICKER AIR PRESSURE INDICATOR (VISUAL INDICATOR KIT) DRUCK-KLICKEER LUFTDRUCKANZEIGE (OPTISCHES ANZEIGEKIT) INDICATEUR DE PRESSION D'AIR (KIT D'INDICATEUR VISUEL)
	65MDI082	DRUKVERKLIKKER,LUCHTDRUKINDICATOR ROOD-GROEN PRESSURE CLICKER, AIR-PRESSURE INDICATOR RED-GREEN DRUCK-KLICKEER, LUFTDRUCK-ANZEIGE ROT-GRÜN INDICATEUR DE PRESSION D'AIR ROUGE-VERT
	65MDI083	OLIE - WATERAFSCHEIDER ( 1/2") OIL - WATER SEPARATOR (1/2") ÖL-WASSERABSCHIEDER (1/2") SÉPARATEUR D'HUILE-EAU 1/2 "
	65MDI090	DRUK REGELAAR GD PRESSURE REGULATOR GD DRUCKREGLER GD RÉGULATEUR DE PRESSION GD
	65MDI097	DRUKVERKLIKKER,LUCHTDRUKINDICATOR (VISUAL INDICATOR KIT) PRESSURE CLICKER, AIR PRESSURE INDICATOR (VISUAL INDICATOR KIT) DRUCK-KLICKEER, LUFTDRUCKANZEIGE (OPTISCHE ANZEIGE KIT) INDICATEUR DE PRESSION D'AIR (KIT D'INDICATEUR VISUEL)
	65MSP003	PNEUMATISCH SNELONLUCHTINGSVENTIEL (LEIDING 6MM) PNEUMATIC FAST AERATION VALVE (PIPE 6MM) PNEUMATISCHES SCHNELL-BELÜFTUNGSVENTIL (ROHR 6MM) SOUPAPE D'AÉRATION RAPIDE PNEUMATIQUE (TUYAU 6MM)
	66SCO095	COMEX KAST ENKELVOUDIG , 2 X M20X1.5 COMEX CABINET SINGLE, 2 X M20X 1.5 COMEX KABINETT SINGLE, 2 X M20X 1,5 CABINET COMEX SIMPLE, 2 X M20X 1,5

	Article	Description
	72OGO055	PWV 4/2 A1 PN 4/2 WEGVENTIEL HAAR 310557  PWV 4/2 A1 PN 4/2 DIRECTIONAL CONTROL VALVE (HAAR 310557)  PWV 4/2 A1 PN 4/2 WEGEVENTIL (HAAR 310557)  PWV 4/2 A1 PN 4/2 SOUPAPE DE COMMANDE DIRECTIONNELLE (HAAR 310557)
	73BAP003	BODEMKLEP, PNE, BO 100F2 + ZEEF ( H=65)  BOTTOM COVER, PNE, BO 100F2 + STRAINER (H = 65)  BODENABDECKUNG, PNE, BO 100F2 + SIEB (H = 65)  COUVERCLE INFÉRIEUR, PNE, BO 100F2 + CRÉPINE (H = 65)
	73BAP023	NOODBEDIENING, PFN 1A , HAAR 005088  EMERGENCY OPERATION, PFN 1A, HAAR 005088  NOTFALLBETRIEB, PFN 1A, HAAR 005088  OPÉRATION D'URGENCE, PFN 1A, HAAR 005088
	73BAP033	STUURBLOK, PST 2A, ZWART, HAAR 005070  CONTROL BLOCK, PST 2A, BLACK, HAAR 005070  STEUERBSCHLOSS, PST 2A, SCHWARZ, HAAR 005070  BLOC DE CONTRÔLE, PST 2A, NOIR, HAAR 005070
	73BAP034	STUURBLOK, PST 3A, GROEN, HAAR 009610  CONTROL BLOCK, PST 3A, GROEN, HAAR 009610  STEUERBSCHLOSS, PST 3A, GROEN, HAAR 009610  BLOC DE CONTRÔLE, PST 3A, VERT, CHEVEUX 009610
	73BAP035	STUURBLOK, PST 4A, ROOD, HAAR 015644  CONTROL BLOCK, PST 4A, ROOD, HAAR 015644  STEUERBSCHLOSS, PST 4A, ROOD, HAAR 015644  BLOC DE CONTRÔLE, PST 4A, ROUGE, CHEVEUX 015644
	73BAP046	TERUGSLAGKLEP, HAAR , 1/4" , 915580  RETURN VALVE, HAIR, 1/4" , 915580  RÜCKVENTIL, HAAR, 1/4" , 915580  CLAPET ANTI-POIL 1/4", 915580

	Article	Description
	73BAP052	PRODUKTAANDUIDER-6 HOEK,PAST 1 A/6 (ESSO)  PRODUCT SWITCH- 6 CORNER, FITS 1 A / 6  PRODUKTSCHALTER- 6 ECKE, PASST 1 A / 6  COMMUTATEUR DE PRODUIT- 6 COIN, POUR 1 A / 6
	73BAP110	STUURBLOK, 3 VAKKEN, N15.3  CONTROL BLOCK, 3 COMPARTMENTS, N15.3  STEUERBSCHLOSS, 3 KAMMERN, N15.3  BLOC DE COMMANDE, 3 COMPARTIMENTS, N15.3
	73BAP130	STUURBLOK, 5 VAKKEN, N15-5  CONTROL BLOCK, 5 COMPARTMENTS, N15.5  STEUERBSCHLOSS, 5 KAMMERN, N15.5  BLOC DE COMMANDE, 5 COMPARTIMENTS, N15.5
	73BAP132	STUURBLOK, 6 VAKKEN, N15-6  STEER UNIT, 6 BOXES, N15-6  STEUERN SIE-EINHEIT, 6 BOXEN N15-6  DIRIGER L'UNITÉ, 6 CASES, N15-6
	73BAP133	STUURBLOK, 1 VAK, N15-1  STEERING BLOCK, 1 BOX, N15-1  STEUERBLOCK, 1 KISTE, N15-1  BLOC DE DIRECTION, 1 BOÎTE, N15-1
	73BAP150	EINDBLOK,SET , PE-L+ PE-R (HAAR 1693332)  END BLOCK, SET , PE-L+ PE-R (HAAR 1693332)  ENDBSCHLOSS, SET, PE-L+ PE-R (HAAR 1693332)  BLOC DE FIN, SET, PE-L + PE-R (HAAR 1693332)
	73BAP181	TUSSENSTUK ZONDER BORING + 2X O-RING (ALFONS HAAR)  CONNECTING PIECE WITHOUT DRILLING + 2X O-RING (ALFONS HAAR)  VERBINDUNGSSTÜCK OHNE BOHRUNG + 2X O-RING (ALFONS HAAR)  PIECE DE RACCORDEMENT SANS PERÇAGE + JOINT TORIQUE 2X (ALFONS HAAR)

	Article	Description
	73BDR005	<p>KIPVENTIEL, PNEUMATISCH, N4 F.5</p> <p>TANKER VALVE, PNEUMATIC, N4 F.5</p> <p>TANKER VENTIL, PNEUMATISCH, N4 F.5</p> <p>SOUPAPE DE RÉSERVOIR, PNEUMATIQUE, N4 F.5</p>
	73BDR058	<p>OVERDRUKVENTIEL HEROSE 1 1/2" - 1,8 BAR</p> <p>OVERPRESSURE VALVE HEROSE 1 1/2" - 1,8 BAR</p> <p>ÜBERDRUCKVENTIL HEROSE 1 1/2" - 1,8 BAR</p> <p>SOUPAPE DE SURPRESSION HEROSE 1 1/2 "- 1,8 BAR</p>
	73BDR105	<p>PNEUMATISCH ONTLUCHTINGSVENTIEL + ONDER/OVERDRUKVENTIEL</p> <p>PNEUMATIC VENTILATION VALVE + UNDER/OVERPRESSURE VALVE</p> <p>PNEUMATISCHES BELÜFTUNGSVENTIL + UNTER-/ÜBERDRUCKVENTIL</p> <p>SOUPAPE DE VENTILATION PNEUMATIQUE + SOUPAPE DE SURPRESSION</p>
	73BDR130	<p>ROESTVRIJSTAAL KAP VOOR VACUUMVENTIEL UNIACT 2"</p> <p>STAINLESS STEEL CAP FOR VACUUM VALVE UNIACT 2"</p> <p>EDELSTAHL KAPPE FÜR VAKUUMVENTIL UNIACT 2"</p> <p>BOUCHON EN ACIER INOXYDABLE POUR SOUPAPE D'ASPIRATION UNIACT 2 "</p>
	73BDR165	<p>PNEUM. ONTLUCHTINGSVENT + ONDER/OVERDRUKVENT.</p> <p>PNEUMATIC VENT VALVE + UNDER/PRESSURE RELIEF VALVE</p> <p>PNEUMATISCHES ENTLÜFTUNGSVENTIL + UNTER-/DRUCKENTLASTUNGSVENTIL</p> <p>SOUPAPE DE VENTILATION PNEUMATIQUE + SOUS/SOUPAPE DE DÉCOMPRESSION</p>
	73BDR191	<p>ONTLUCHTINGSVENTIEL TOP + KIPP VENTIEL COMBI</p> <p>VENTILATION VALVE TOP + TANKER VALVE COMBI</p> <p>BELÜFTUNGSVENTIL TOP + TANKER VENTIL COMBI</p> <p>VANNE DE VENTILATION HAUT + VALVE DE RÉSERVOIR COMBI</p>
	73BLL012	<p>PNEUMATISCHE ROLVIBRATOR (4250 NEWTON / 22.000HZ.)</p> <p>PNEUMATIC ROLL VIBRATOR (4250 NEWTON / 22,000HZ)</p> <p>PNEUMATISCHER ROLL-VIBRATOR (4250 NEWTON / 22,000HZ)</p> <p>VIBRATEUR À PISTON PNEUMATIQUE (4250 NEWTON / 22,000HZ)</p>



	Article	Description
	73BLL025	<p>GELUIDSDEMPER VOOR ROLVIBRATOR 73BLL012</p> <p>SOUND DAMPER FOR ROLL VIBRATOR 73BLL012</p> <p>SCHALLDÄMPFER FÜR ROLLVIBRATOR 73BLL012</p> <p>AMORTISSEUR DE SON POUR VIBRATEUR DE ROULEMENT 73BLL012</p>
	73BMM005	<p>MANOMETER, 0...10 BAR, D40, G1/8" ACHTER</p> <p>MANOMETER, 0 ... 10 BAR, D40, G1 / 8" REAR</p> <p>MANOMETER, 0 ... 10 BAR, D40, G1 / 8" HINTEN</p> <p>MANOMETRE, 0 ... 10 BAR, D40, G1 / 8" ARRIERE</p>
	73BMM006	<p>MANOMETER, 0...10 BAR, D63, G1/4" ONDER</p> <p>MANOMETER, 0...10 BAR, D63, G1/4" UNDER</p> <p>MANOMETER, 0...10 BAR, D63, G1/4" UNTERSEITE</p> <p>MANOMÈTRE, 0 ... 10 BAR, D63, G1 / 4 " BAS</p>
	73BMM010	<p>MANOMETER, 0...4 BAR, D63, G1/4" ONDER</p> <p>MANOMETER, 0...4 BAR, D63, G1/4" UNDER</p> <p>MANOMETER, 0...4 BAR, D63, G1/4" UNTERSEITE</p> <p>MANOMÈTRE, 0 ... 4 BAR, D63, G1 / 4 "BAS</p>
	73BMM012	<p>MANOMETER, 0...400 BAR, D63, G1/4" MET GLYCERINE</p> <p>MANOMETER, 0... 400 BAR, D63, G1/4 "WITH GLYCERINE</p> <p>MANOMETER, 0... 400 BAR, D63, G1/4 "MIT GLYCERIN</p> <p>MANOMÈTRE, 0... 400 BAR, D63, G1/4 "AVEC GLYCÉRINE</p>
	73BMM013	<p>MANOMETER, 0...6 BAR, D63, G1/4" ONDER</p> <p>MANOMETER, 0...6 BAR, D63, G1/4" UNDER</p> <p>MANOMETER, 0...6 BAR, D63, G1/4" UNTERSEITE</p> <p>MANOMÈTRE, 0 ... 6 BAR, D63, G1 / 4 "BAS</p>
	73BMM014	<p>MANOMETER, 0...10 BAR, D63, G1/4" ACHTER (GLYCERINE, PANEELMONTAGE)</p> <p>MANOMETER, 0...10 BAR, D63, G1/4" REAR (GLYCERINE, PANEL MOUNT)</p> <p>MANOMETER, 0...10 BAR, D63, G1/4" RÜCKSEITE (GLYZERIN, TAFELEINBAU)</p> <p>MANOMÈTRE, 0 ... 10 BAR, D63, G1 / 4 "ARRIÈRE (GLYCÉRINE, MONTURE PANNEAU)</p>



	Article	Description
	73BOV008	<p>NIVEAUSCHAKELAAR, PNEUM, PNS 1A, HAAR 013722</p> <p>LEVEL SWITCH, PNEUMATIC, PNS 1A, HAAR 013722</p> <p>NIVEAUSCHALTER, PNEUMATISCH, PNS 1A, HAAR 013722</p> <p>INTERRUPTEUR DE NIVEAU, PNEUMATIQUE, PNS 1A, HER 013722</p>
	73BTM003	<p>THERMOMETER, INSTEEL, 0+120°C, DRM 63 (ROESTVRIJSTAAL - MET PASTA GEVULD)</p> <p>THERMOMETER, INSERTION, 0+120°C, DRM 63 (STAINLESS STEEL – FILLED WITH PASTE)</p> <p>THERMOMETER, EINFÜHRUNG, 0+120°C, DRM 63 (EDELSTAHL – MIT PASTE GEFÜLLT)</p> <p>THERMOMÈTRE, INSERTION, 0 + 120 ° C, DRM 63 (ACIER INOXYDABLE - REMPLI AVEC PÂTE)</p>
	73FVL012	<p>POMPFILTER, NW100 , 630µM</p> <p>PUMP FILTER, NW100 , 630µM</p> <p>PUMPENFILTER, NW100, 630 µM</p> <p>FILTRE DE POMPE, NW100, 630µM</p>
	73HVR083	<p>HYDRAULISCH STUURVENTIEL POMP+HASPEL</p> <p>HYDRAULIC STEERING VALVE PUMP + REEL</p> <p>HYDRAULISCHE LENKVENTILPUMPE + REEL</p> <p>POMPE + BOBINE DE SOUPAPE DE DIRECTION HYDRAULIQUE</p>
	73HVR114	<p>VERGRENDELPLAATJE VOOR JOYSTICK SP10-N/05G</p> <p>LOCK PLATE FOR JOYSTICK SP10-N/05G</p> <p>SICHERUNGSPLATTE FÜR JOYSTICK SP10-N/05G</p> <p>PLAQUE DE VERROUILLAGE POUR JOYSTICK SP10-N / 05G</p>
	73LPC003	<p>FLOWSWITCH , KR-3-ST</p> <p>FLOWSWITCH, KR-3-ST</p> <p>DURCHFLUSSSCHALTER, KR-3-ST</p> <p>FLOWSWITCH KR-3-ST</p>
	73PBK001	<p>ONTLUCHTINGSKRAAN, R 1/4", MESSING, 43.3 S</p> <p>VENTILATION TAP, R 1/4", BRASS, 43.3 S</p> <p>ENTLÜFTUNGSHAHN, R 1/4", MESSING, 43.3 S</p> <p>ROBINET DE VENTILATION, R 1/4 ", LAITON, 43.3 S</p>


	Article	Description
	73PBK018	PNEUMATISCHE DOORGANGSVENTIEL V100/40° + ME40 PNEUMATIC PASSTHROUGH VALVE V100/40° + ME40 PNEUMATISCHES PASSTHROUGH VENTIL V100/40° + ME40 SOUPAPE DE TRANSITION PNEUMATIQUE V100 / 40 ° + ME40
	73PBK037	GESTUURDE AFSLUITER 1/2" VITON AFDICHTING STEERED VALVE 1/2" VITON SEAL LENKVENTIL 1/2" VITON SEAL JOINT DE VITON 1/2"
	73PBK050	GESTUURDE AFSLUITER 3/8" VITON AFDICHTING STEERED VALVE 3/8" VITON SEAL STEUVENTIL 3/8" VITON SEAL JOINT DE VITON 3/8"
	73PBK080	PNEUMATISCHE DOORGANGSVENT, NW100, SENING DV100-4 -1 PNEUMATIC PASSTHROUGH VALVE, NW100, SENING DV100-4 -1 PNEUMATISCHES PASSTHROUGH VENTIL, NW100, SENING DV100-4 -1 SOUPAPE DE TRANSITION PNEUMATIQUE, NW100, SENING DV100-4 -1
	73SHO018	DRUKLUCHT MOTOR COMPLEET VOOR N5SEK PRESSURE AIR MOTOR COMPLETE FOR N5SEK DRUCKLUFTMOTOR KOMPLET FÜR N5SEK PRESSURE AIR MOTOR COMPLETE FOR N5SEK
	73SHO022	STEURVENTIEL VOOR SLANGTROMMEL ( NIEUW TYPE) STEERING VALVE FOR HOSE DRUM (NEW TYPE) LENKVENTIL FÜR SCHLAUCHTROMMEL (NEUER TYP) SOUPAPE DE DIRECTION POUR TAMBOUR DE TUYAU (NOUVEAU TYPE)
	73SWI003	SWIVEL 2" + O-RING VOOR PISTOOL ZH-50 SWIVEL 2" + O-RING FOR PISTOL ZH-50 SCHWENKEN 2" + O-RING FÜR PISTOLE ZH-50 PIVOTANT 2" + JOINT TORIQUE POUR PISTOL ZH-50

	Article	Description
	73TSK028	TERUGSLAGKLEP NW2 IG,EUROPA CHECK VALVE NW2 IG,EUROPA RÜCKSCHLAGVENTIL NW2 IG,EUROPA SOUPAPE DE RETOUR NW2 IG, EUROPE
	73TSK039	TERUGSLAGKLEP,MONDEO,2",ROESTVRIJSTAAL CHECK VALVE,MONDEO,2" ,(STAINLESS STEEL) RÜCKSCHLAGVENTIL,MONDEO,2" ,(EDELSTAHL) SOUPAPE DE RETOUR, MONDEO, 2 " , (ACIER INOXYDABLE)
	73TSK048	TERUGSLAGKLEP,NW 1/4" IG ( RVS) RETURN VALVE, NW 1/4" IG (STAINLESS STEEL) RÜCKVENTIL, NW 1/4" IG (EDELSTAHL) SOUPAPE DE RETOUR, NO. 1/4" IG (ACIER INOXYDABLE)
	74DIV013	VERDEELBLOK 6X60°; AANSL. 6X M16X1,5 ALU DIVIDER BLOCK 6X60 °; CONN. 6X M16X1, 5 ALU TRENN BLOCK 6X60 °; CONN. 6X M16X1, 5 ALU BLOC DIVISEUR 6X60 °; CONN. 6X M16X1, 5 ALU
	74IKD058	RECHTE INSCHR.INST.VERBINDING DRM 8X1 RIGHT SCREW-IN ADJ. CONNECTION DRM 8X1 RECHTS EINSCHRAUB ADJ. VERBINDUNG DRM 8X1 CONNECTION VIS ADJ. DROITE. DRM 8X1
	74IKD108	HAAKSE INSCHROEF / INSTEEKVERBINDING DRM 8X1 ANGLE SCREW / INSERT CONNECTION DRM 8X1 ANGLE SCREW / INSERT CONNECTION DRM 8X1 RACCORDEMENT CONNEXION VIS / ANGLE DRM 8X1
	74IKD115	INSTELBARE MANOMETER KOPPELING D 6/ G 1/4" ADJUSTABLE MANOMETER COUPLING D 6/ G 1/4" ANPASSBARE MANOMETER KUPPLUNG D 6/ G 1/4" RACCORD DU MANOMETRE REGLABLE D 6 / G 1/4 "

	Article	Description
	74IKD127	L-INSCHR.INSTEEKVERB. DRM 15X1,5-8X1  L-SCREW-IN INSERTION CONNECTION DRM 15X1,5-8X1  L-EINSCHRAUB EINFÜHRVERBINDUNG DRM 15X1,5-8X1  RACCORD D'INSERTION L-SCREW-IN DRM 15X1,5-8X1
	74IKP002	INSTEEK INSCHROEFKOPPELING , HAAKS DRM 6,R 1/4"K  INSERTION SCREW-IN COUPLING, HAAKS DRM 6,R 1/4"K  EINFÜHR EINSCHRAUB KUPPLUNG, HAAKS DRM 6,R 1/4"K  RACCORD À VIS À INSERTION, HAAKS DRM 6, R 1/4 "K
	74IKP014	INSTEEKKOPPELING , RECHT DRM 6  INSERTION COUPLING, RIGHT DRM 6  EINFÜHR KUPPLUNG, RECHTS DRM 6  RACCORD D'INSERTION, DRM DROIT 6
	74KPT025	INSTEEK Y-KOPPELING,DIA 10  INSERT Y-CONNECTION, DIAMATER 10  Y-VERBINDUNG EINSETZEN, DURCHMESSER 10  INSERER LA CONNEXION EN Y, DIAMATRE 10

	Article	Description
	73FVL016	DICHTING DEKSEL POMPFILTERHUIS FH 100 SEAL LID PUMP FILTER HOUSING FH 100 SIEGELDECKEL PUMPENFILTERGEHÄUSE FH 100 JOINT DE COUVERCLE DE BOITIER DE FILTRE DE POMPE FH 100
	73KRO048	DICHTING 2" SILIKON - M&S VLINDERKLEP SEAL 2" SILICON - M&S BUTTERFLY VALVE DICHTUNG 2" SILIKON - M&S DROSSELKLAPPE JOINT 2 "SILICONE - VANNE PAPILLON M & S
	73KRO059	SET DICHTINGEN FORT VALE 3" TANK PRO SET SEALS FORT VALE 3" TANK PRO SET DICHTUNGEN FORT VALE 3" TANK PRO JOINTS FORT VALE 3 " RESERVOIR PRO
	73LPO009	CONE VOOR UITLOOPBUIS PISTOOL CONE FOR OUTFLOW TUBE PISTOL KEGEL FÜR ENTLADEPISTOLE CÔNE POUR PISTOLET DE TUBE DE DÉBORDEMENT
	73MGD005	DICHTING DEKSEL LAG NW500,CHEMIE SEAL LID LAG NW500, CHEMICAL SIEGELDECKEL LAG NW500, CHEMISCH SEAL LID LAG NW500, CHIMIQUE
	73MGD023	DICHTING DEKSEL, FV ,500, CHEMIE/VOEDING (PFTE) SEAL LID,FV,500,CHEMICAL/FOOD (PFTE) SIEGELDECKEL,FV,500,CHEMISCH/LEBENSMITTEL (PFTE) COUVERCLE D'ÉTANCHÉITÉ, FV, 500, PRODUIT CHIMIQUE / ALIMENTAIRE (PFTE)
	73MGD074	DICHTING DEKSEL LAG HERTEL Ø10MM, HOL SEAL LID LAG HERTEL Ø10MM, CONCAVE SIEGELDECKEL LAG HERTEL Ø10MM, KONKAV JOINT COUVERCLE LAG HERTEL Ø10MM, CONCAVE



	Article	Description
	73MGD274	DICHTING MANGAT NIEHUSER SEAL MANHOLE NIEHUSER DICHTUNG SCHACHT NIEHÜSER NIEHUSER D'ÉGOUT D'ÉTANCHÉITÉ
	74VUL172	GASKET FOR OPW 875-4" ,DUST CAP ,API-ADR CAP GASKET FOR OPW 875-4" , DUST CAP, API-ADR CAP DICHTUNG FÜR OPW 875-4 " , DUST CAP, API-ADR CAP JOINT POUR OPW 875-4", CAPUCHON POUSSIÈRE, CAP API-ADR
	77DKG003	DICHTING, KOPPELING, GUILLEMIN 3", BUNA ZWART SEAL, COUPLING, GUILLEMIN 3", BUNA BLACK DICHTUNG, KUPPLUNG, GUILLEMIN 3", BUNA SCHWARZ SEAL, RACCORD, GUILLEMIN 3 ", BUNA NOIR
	77DKR005	DICHTING, DIN11851 G, NW50, PTFE WIT (64X54X5) SEAL, DIN11851 G, NW50, PTFE WHITE (64X54X5) DICHTUNG, DIN11851 G, NW50, PTFE WEIß (64X54X5) JOINT, DIN11851 G, NW50, PTFE BLANC (64X54X5)
	77DKR009	DICHTING,DIN11851 G,NW80,PTFE WIT (95X85X5) SEAL,DIN11851 G,NW80,PTFE WHITE (95X85X5) DICHTUNG,DIN11851 G,NW80,PTFE WEIß (95X85X5) JOINT, DIN11851 G, NW80, PTFE BLANC (95X85X5)
	77DKT004	DICHTING,KOPPELING TW 3", VULKOLAN SEAL, COUPLING TW 3", VULKOLLAN DICHTUNG, KUPPLUNG TW 3", VULKOLLAN JOINT, RACCORD TW 3 ", VULKOLLAN
	77VLO001	DICHTING, FLENS, OVAAL, ELAFLEX BLAUW SEAL, FLANGE, OVAL, ELAFLEX BLUE DICHTUNG, FLANSCH, OVAL, ELAFLEX BLAU JOINT, BRIDE, OVALE, BLEU ELAFLEX



	Article	Description
	77VLR001	DICHTING, FLENS, ELAPAC BLAUW SEAL, FLANGE, ELAPAC BLUE DICHTUNG, FLANSCH, ELAPAC BLAU JOINT, BRIDE, BLEU ELAPAC
	77VLR002	DICHTING, FLENS, ELAPAC BLAUW TW4" SEAL, FLANGE, ELAPAC BLUE TW4" DICHTUNG, FLANSCH, ELAPAC BLAU TW4" JOINT, BRIDE, ELAPAC BLEU TW4 "
	77VLR003	DICHTING, FLENS, ELAPAC BLAUW TW3" SEAL, FLANGE, ELAPAC BLUE TW3" DICHTUNG, FLANSCH, ELAPAC BLAU TW3" JOINT, BRIDE, ELAPAC BLEU TW3 "
	77VLR006	DICHTING, FLENS, PTFE (DIA154/90X 2, 8X DIA12, STC130) SEAL, FLANGE, PTFE (DIA154/90X 2, 8X DIA12, STC130) DICHTUNG, FLANSCH, PTFE (DIA154/90X 2, 8X DIA12, STC130) JOINT, BRIDE, PTFE (DIA154/90X 2, 8X DIA12, STC130)
	77VLR013	DICHTING, FLENS, PTFE, DIAMETER175/102X 2 SEAL, FLANGE, PTFE, DIAMETER 175/102X 2 DICHTUNG, FLANSCH, PTFE, DURCHMESSER 175/102X 2 JOINT, BRIDE, PTFE, DIAMÈTRE 175 / 102X 2
	77VLR082	DICHTING FLENS, PTFE (DIAMETERMTER 200/116 SEAL FLANGE, PTFE (DIAMETER 200/116 DICHTUNG FLANSCH, PTFE (DURCHMESSER 200/116 BRIDE D'ÉTANCHÉITÉ, PTFE (DIAMÈTRE 200/116
	77VLR205	ENVELOPPE PTFE - 90 U SHAPE ARAMIDE + NBR (DIA200/116 X3, 8X DIA14, STC178) ENVELOPE PTFE - 90 U SHAPE ARAMIDE + NBR (DIA200/116 X3, 8X DIA14, STC178) UMSCHLAG PTFE - 90 U FORM ARAMIDE + NBR (DIA200/116 X3, 8X DIA14, STC178) ENVELOPPE PTFE - 90 U ARAMIDE + NBR (DIA200 / 116 X3, 8X DIA14, STC178)

	Article	Description
	77VLR242	DICHTING, FLENS, ELAPAC BLAUW TW5" SEAL, FLANGE, ELAPAC BLUE TW5" DICHTUNG, FLANSCH, ELAPAC BLAU TW5" JOINT, BRIDE, ELAPAC BLEU TW5 "
	77VLV001	DICHTING FLENS, ELA BLAUW (130X130X3, DIA 100, 4X DIA14) SEAL FLANGE, ELA BLUE (130X130X3, DIA 100, 4X DIA14) DICHTUNGSFLANSCH, ELA BLAU (130X130X3, DIA 100, 4X DIA14) BRIDE DE JOINT, ELA BLEU (130X130X3, DIA 100, 4X DIA14)
	77VLV006	DICHTING FLENS, VIERKANT ELAPAC BLAUW (130X130X3, DIAMETER 75, 4X GAT DIAMETER 12) SEAL FLANGE, SQUARE ELAPAC BLUE (130X130X3, DIAMETER 75, 4X HOLE DIAMETER 12) DICHTUNG FLANSCH, QUADRATISCH ELAPAC BLAU (130X130X3, DURCHMESSER 75, 4X LÖCHER DURCHMESSER 12) JOINT BRIDE, BLEU ELAPAC CARRÉ (130X130X3, DIAMÈTRE 75, 4X DIAMÈTRE DE TROU 12)
	77VLV017	DICHTING, FLENS, VIERK, FV 5005-19 SEAL, FLANGE, SQUARE, FV 5005-19 DICHTUNG, FLANSCH, QUADRATISCH, FV 5005-19 JOINT, BRIDE, CARRÉ, FV 5005-19

	Article	Description
	26DEK002	DEKSEL LEIDING 1 1/2" - MET DICHTING PTFE ROESTVRIJSTAAL PIPE CAP 1 1/2"- WITH PTFE SEAL - STAINLESS STEEL ROHR-KAPPE 1 1/2"- MIT PTFE-DICHTUNG - EDELSTAHL BOUCHON DE TUYAU 1 1/2 "- AVEC JOINT DE PTFE - ACIER INOXYDABLE
	26DEK004	DEKSEL LEIDING 2" - MET DICHTING PTFE - ROESTVRIJSTAAL PIPE CAP 2"- WITH PTFE SEAL - STAINLESS STEEL ROHR-KAPPE 2"- MIT PTFE-DICHTUNG - EDELSTAHL BOUCHON DE TUYAU 2 "- AVEC JOINT PTFE - ACIER INOXYDABLE
	35FLE009	INLASFLENS ALMG3F18 BODEMKLEP NW 80/100 LAS FLANGE ALMG3F18 BOTTOM VALVE NW 80/100 LAS FLANGE ALMG3F18 UNTENVENTIL NW 80/100 LAS FLANGE ALMG3F18 SOUPAPE INFERIEURE NW 80/100
	36DEK001	EINDKAP LEIDING 2" - ALUMINIUM END CAP PIPE 2"- ALUMINIUM ABSCHLUSSKAPPE ROHR 2"- ALUMINIUM TUYAU D'EXTRÉMITÉ 2 "- ALUMINIUM
	38M1P0132A	FLENS ALU 130X130XD91 / 75X4X14X15 FLENS ALU 130X130XD91 / 75X4X14X15 FLANSCH ALU 130X130XD91/75X4X14X15 BRIDE ALU 130X130XD91/75X4X14X15
	46DEK002	DEKSEL, LEIDING 3" - MESSING LID, PIPE 3 "-BRASS DECKEL, ROHR 3 "-MESSING COUVERCLE, PIPE 3 "-LAITON
	46DEK003	DEKSEL, LEIDING 4" - MESSING LID, PIPE 4 "-BRASS DECKEL, ROHR 4 "-MESSING COUVERCLE, PIPE 4 "-LAITON

	Article	Description
	46MOF001	MOF 3" MESSING MUFF 3" BRASS MUFF 3 "MESSING MUFF 3 "LAITON
	46MOF005	MOF 2" MESSING (AAN BEIDE ZIJDEN VOORZIEN VAN DICHTING) MOF 2" BRASS (ON BOTH SIDES WITH SEALING) MOF 2 "MESSING (BEIDE SEITEN MIT DICHTUNG) MOF 2 "LAITON (SUR LES DEUX CÔTÉS AVEC ÉTANCHÉITÉ)
	46NIP007	VERLOOPNIPPEL 2" INWENDIG / 3" UITWENDIG MESSING CONNECTION NIPPLE 2" INWARD / 3" EXTERNAL BRASS ANSCHLUSSNIPPEL 2" INWARD / 3" EXTERNAL BRASS PINCE DE RACCORDEMENT LAITON EXTERNE 2 "INWARD / 3"
	46NIP009	VERLOOPNIPP. 3" - 2" UW/UW MESSING PASS NIPPLE 3 "-2" YOUR/YOUR BRASS PASS NIPPEL 3 "-2" IHR/IHR MESSING PASSEZ LE MAMELON 3 "-2" VOTRE/VOTRE LAITON
	46NIP012	VERLOOPNIPPEL 3" UITWENDIG / 4" INWENDIG MESSING CONNECTION NIPPLE 3" INWARD / 4" EXTERNAL BRASS ANSCHLUSSNIPPEL 3 " INWARD / 4" EXTERNAL BRASS PINCE DE RACCORDEMENT LAITON EXTERNE 3 "INWARD / 4"
	46NIP018	NIPPEL 3" MESSING - 07.0170 NIPPLE 3" BRASS - 07.0170 NIPPEL 3" MESSING - 07.0170 NIPPLE 3" LAITON - 07.0170
	65MSP015	GESTUURDE TERUGSLAGKLEP (AANSLUITING: G 1/8" + STUURLEIDING M5 INWENDIG) STEERED TERMINAL VALVE (CONNECTION: G 1/8" + STEERING M5 INTERNAL) GETRENNTES TERMINALVENTIL (ANSCHLUSS: G 1/8" + LENKUNG M5 INNEN) SOUPAPE TERMINALE DIRECTE (RACCORDEMENT: G 1/8" + DIRECTION M5 INTERNE)

	Article	Description
	73BAP001	<p>BODEMKLEP, PNE, BO 100 + ZEEF (H=115)</p> <p>SEAL SET HANDWHEEL TOP CONTROL. BOTTOM VALVE (SET OF 4)</p> <p>DICHTUNGSSET HANDRAD TOP CONTROL. BODENVENTIL (VIERER SET)</p> <p>JOINT D'ÉTANCHÉITÉ COMMANDE SUPÉRIEURE DU VOLANT. VANNE INFÉRIEURE (SET DE 4)</p>
	73BAP007	<p>BODEMKLEP, PNE, PBVL 100/100 S FL 90/15P + ZEEF (H=115)</p> <p>BOTTOM VALVE, PNE, BO 100 + SIEVE (H=115) BOTTOM VALVE, PNE, PBVL 100/100 S FL 90/15P + SIEVE (H=115)</p> <p>BODENVENTIL, PNE, BO 100 + SIEB (H=115) BODENVENTIL, PNE, PBVL 100/100 S FL 90/15P + SIEB (H=115)</p> <p>SOUPAPE INFÉRIEURE, PNE, BO 100 + TAMIS (H = 115) SOUPAPE INFÉRIEURE, PNE, PBVL 100/100 S FL 90 / 15P + TAMIS (H = 115)</p>
	73BAP102	<p>BODEMKLEP PNEUM. + ZEEF (H = 115 )</p> <p>BOTTOM VALVE PNEUMATIC + STRAINER (H = 115)</p> <p>BODENVENTIL PNEUMATISCH + SIEB (H = 115)</p> <p>VALVE INFÉRIEURE PNEUMATIQUE + CRÉPINE (H = 115)</p>
	73BAP105	<p>BODEMKLEP PNEUM. + ZEEF (H = 65 )</p> <p>BOTTOM VALVE PNEUMATIC + STRAINER (H = 65)</p> <p>BODENVENTIL PNEUMATISCH + SIEB (H = 65)</p> <p>VALVE INFÉRIEURE PNEUMATIQUE + CRÉPINE (H = 65)</p>
	73BAP176	<p>BODEMKLEP PNEUMATISCH - INTERMED. ( H=65)</p> <p>BOTTOM VALVE PNEUMATICALLY-INTERMED. (H = 65)</p> <p>BODENVENTIL PNEUMATISCH-INTERMED. (H = 65)</p> <p>VALVE INFÉRIEURE PNEUMATIQUÉMENT-INTERMED. (H = 65)</p>
	73BAP197	<p>CLEANFLOW FOOTVALVE 45°,3",EN14433 (FORTVALE 845/1370ASS)</p> <p>CLEANFLOW FOOT VALVE 45°,3", EN14433 (FORTVALE 845/1370ASS)</p> <p>CLEANFLOW FUBVENTIL 45°,3", EN14433 (FORTVALE 845/1370ASS)</p> <p>CLAPET À PIED CLEANFLOW 45 °, 3 ", EN14433 (FORTVALE 845 / 1370ASS)</p>
	73BDR193	<p>DIP CAP ASSEMBLY</p> <p>DIP CAP ASSEMBLY</p> <p>DIP-CAP-BAUGRUPPE</p> <p>ENSEMBLE DE CAPUCHON DIP</p>



	Article	Description
	73BDR254	COMPARTMENT ( SEQUENTIAL ) VENT VALVE COMPARTMENT (SEQUENTIAL) VALVE ABLUFTVENTIL (SEQUENTIELL) VANNE D'ÉVENT DE COMPARTIMENT (SÉQUENTIEL)
	73FVL005	POMPFILTER PF 100/80 1A , 000523 PUMP FILTER PF 100/80 1A, 000523 PUMPEN FILTER PF 100/80 1A, 000523 FILTRE DE POMPE PF 100/80 1A, 000523
	73KGL003	KIJKGLAS, GLAS, NW100 (100X120X 76) VIEW GLASS, GLASS, NW100 (100X120X 76) UHREN GLAS, GLAS, NW100 (100X120X 76) VERRE DE MONTRE, VERRE, NW100 (100X120X 76)
	73KGL012	KIJKGLAS+ UITLAAT 3" + AFSLUITKLEP,SGAT KL80 PRODUCT VIEW GLASS + EXHAUST 3" + VALVE VALVE, SGAT KL80 PRODUKTANSICHT GLAS + AUSPUFF 3" + VENTILVENTIL, SGAT KL80 VUE PRODUIT VERRE + ECHAPPEMENT 3" + VALVE VALVE, SGAT KL80
	73KGL024	KIJKGLAS, 3", PMMA, NW 80- TW1 GLASHELDER SIGHT GLASS, 3", PMMA, NW 80- TW1 CLEAR GLASS SCHAUGLAS, 3", PMMA, NW 80- TW1 KLARES GLAS JAUGE, 3 ", PMMA, NW 80- TW1 VERRE TRANSPARENT
	73KGL044	KIJKGLAS 50 MM MET RVS INLASFLENS PRODUCT VIEW GLASS 50 MM WITH STAINLESS STEEL INLAS FLANGE PRODUKTANSICHT GLAS 50 MM MIT INLASFLASCHE AUS EDELSTAHL VUE PRODUIT VERRE 50 MM AVEC BRIDE INLAS EN ACIER INOXYDABLE
	73KGL046	KIJKGLAS, 4", NW 100- TW3 (D=40MM) SIGHT GLASS, 4", NW 100- TW3 (D=40MM) SCHAUGLAS, 4", NW 100- TW3 (D=40MM) JAUGE, 4 ", NW 100- TW3 (D = 40MM)



	Article	Description
	73KGL047	KIJKGLAS, 4", NW 100- TW3 (D=25MM)  WATCH GLASS, 4 ", NW 100-TW3 (DIAMETER 25MM)  UHREN GLAS, 4 ", NW 100-TW3 (DURCHMESSER 25MM)  VERRE DE MONTRE, 4 ", NW 100-TW3 (DIAMÈTRE 25MM)
	73KGL049	KIJKGLAS, 3", NW80 - TW1 (D=25MM)  SIGHT GLASS, 3", NW80 - TW1 (D=25MM)  SCHAUGLAS, 3", NW80 - TW1 (D=25MM)  JAUGE, 3 ", NW80 - TW1 (D = 25MM)
	73KGL057	KIJKGLAS, 4", NW100-TW3 ( 82 MM)  SIGHT GLASS, 4", NW100-TW3 ( 82 MM)  SCHAUGLAS, 4", NW100-TW3 (82 MM)  JAUGE, 4 ", NW100-TW3 (82 MM)
	73KGL072	KIJKGLAS VOOR API - CIVACON  PRODUCT VIEWING GLASS FOR API - CIVACON  PRODUKT GLAS FÜR API - CIVACON  PRODUIT GLASS FOR API - CIVACON
	73KKR004	KOGELKRAAN, NW50, 3-DELIG, 2" MOFAANSLUITING / LENGTE =155  BALL VALVE, NW50, 3-PART, 2" MOF CONNECTION/ LENGTH =155  KUGELVENTIL, NW50, 3-PART, 2" MOF VERBINDUNG/ LÄNGE =155  VANNE À BOULE, NW50, EN 3 PIÈCES, 2 "CONNEXION MOF / LONGUEUR = 155
	73KKR007	KOGELKRAAN NW1 1/4"  BALL VALVE NW1 1/4"  KUGELVENTIL NW1 1/4"  VALVE À BILLE NW1 1/4 "
	73KKR008	KOGELKRAAN, NW 1" (MOFAANSLUITING-PN 16 HUIS:MS VERNIKKELD)  BALL VALVE, NW 1" (MOF CONNECTION - PN 16 HOUSING: MS NICKEL PLATED)  KUGELVENTIL, NW 1" (MOF VERBINDUNG - PN 16 GEHÄUSE: MS VERNICKELT)  VANNE À BOULE, NW 1 "(CONNEXION MOF - PN 16 BÔÎTIER: MS NICKEL PLAQUÉ)

	Article	Description
	73KKR009	KOGELKRAAN, NW 1/2", GONDROM 06.0207 BALL VALVE, NW 1/2", GONDROM 06.0207 KUGELVENTIL, NW 1/2", GONDROM 06.0207 VANNE À BOULE, NW 1/2 ", GONDROM 06.0207
	73KKR010	KOGELKRAAN NW1/4", GONDROM 06.0205 BALL VALVE NW1/4", GONDROM 06.0205 KUGELVENTIL NW1/4", GONDROM 06.0205 VANNE À BOULE NW1 / 4 ", GONDROM 06.0205
	73KKR014	KOGELKRAAN NW2", GONDROM 06.0200 BALL VALVE NW2", GONDROM 06.0200 KUGELVENTIL NW2", GONDROM 06.0200 VANNE À BOULE NW2 ", GONDROM 06.0200
	73KKR015	KOGELKRAAN , NW2 BALL VALVE, NW2 KUGELVENTIL, NW2 VANNE À BOULE, NW2
	73KKR017	KOGELKRAAN NW25-1", 3-DELIG,GILLAIN N-640 BALL VALVE NW25-1", 3-PART,GILLAIN N-640 KUGELVENTIL NW25-1", 3-TEILE,GILLAIN N-640 VANNE À BOULE, NW25-1 ", 3 PIÈCES, GILLAIN N-640
	73KKR026	KOGELKRAAN , NW50, 2-DELIG, 2" ROESTVRIJSTAAL (PFTE DICHTING - VOLLE DOORLAAT) BALL VALVE, NW50, 2-PART, 2" STAINLESS STEEL (PFTE SEAL – FULL PASSTHROUGH) KUGELVENTIL, NW50, 2-PART, 2" EDELSTAHL (PFTE DICHTUNG – FULL PASSTHROUGH) VANNE À BOULE, NW50, EN 2 PARTIES, ACIER INOXYDABLE DE 2 "(JOINT PFTE - INTÉGRAL)
	73KKR039	KOGELKRAAN NW38, 2-DELIG, 1 1/2" ROESTVRIJSTAAL BALL VALVE NW38, 2-PART, 1 1/2" STAINLESS STEEL KUGELVENTIL NW38, 2-PART, 1 1/2" EDELSTAHL VANNE À BOULE NW38, EN 2 PARTIES, ACIER INOXYDABLE 1 1/2 "

	Article	Description
	73KKR040	<p>KOGELKRAAN, NW 25, 2-DELIG, 1" RVS (DICHT.PTFE - VOLLE DOORLAAT)</p> <p>BALL VALVE, NW 25, 2-PART, 1" STAINLESS STEEL (SEAL PTFE - FULL PASSTHROUGH)</p> <p>KUGELVENTIL, NW 25, 2-PART, 1" EDELSTAHL (DICHTUNG PTFE - FULL PASSTHROUGH)</p> <p>VANNE À BOULE, NW 25, EN 2 PARTIES, 1 "ACIER INOXYDABLE (JOINT PTFE - INTEGRAL)</p>
	73KKR041	<p>KOGELKRAAN NW15, 2-DELIG, 1/2" ROESTVRIJSTAAL</p> <p>BALL VALVE NW15, 2-PART, 1/2" STAINLESS STEEL</p> <p>KUGELVENTIL NW15, 2-PART, 1/2" EDELSTAHL</p> <p>VANNE À BOULE NW15, EN 2 PARTIES, 1/2 "ACIER INOXYDABLE</p>
	73KKR042	<p>KOGELKRAAN,NW 20, 2-DELIG, 3/4" RVS (BV2-11 DN 3/4", DICHT.PTFE - VOLLE DOORLAAT)</p> <p>BALL VALVE, NW 20, 2-PART, 3/4" STAINLESS STEEL (BV2-11 DN 3/4", SEAL PTFE - FULL PASSTHROUGH)</p> <p>KUGELVENTIL, NW 20, 2-PART, 3/4" EDELSTAHL (BV2-11 DN 3/4", DICHTUNG PTFE - FULL PASSTHROUGH)</p> <p>VANNE À BOULE, NW 20, EN 2 PARTIES, ACIER INOXYDABLE 3/4 "(BV2-11 DN 3/4", JOINT PTFE - INTÉGRAL)</p>
	73KKR075	<p>KOGELKRAAN, NW1/4", MET VEERTERUG</p> <p>BALL VALVE, NW1/4", WITH SPRING RETURN</p> <p>KUGELVENTIL, NW1/4", MIT FEDERRÜCKLAUF</p> <p>VANNE À BOULE, NW1 / 4 ", AVEC RETOUR À RESSORT</p>
	73KKR076	<p>KOGELKRAAN, NW 3/4", MET VEERTERUG</p> <p>BALL VALVE, NW 3/4", MET SPRING RETURN</p> <p>KUGELVENTIL, NW 3/4", MET FEDERRÜCKLAUF</p> <p>VANNE À BOULE, NW 3/4 ", AVEC RETOUR À RESSORT</p>
	73KKR127	<p>KOGELKRAAN, NW 50, HANDGREEP, EN 14432</p> <p>BALL VALVE, NW 50, HANDLE, EN14432</p> <p>KUGELHAHN, NW 50, GRIFF, EN14432</p> <p>VALVE À BILLE, NW 50, POIGNÉE, EN14432</p>
	73KOL005	<p>SAMENGESTELDE KOLLEKTOR 3 " RVS (L = 590)</p> <p>ASSEMBLED COLLECTOR 3 " STAINLESS STEEL (L = 590)</p> <p>ZUSAMMENGEBAUTER SAMMLER 3 " EDELSTAHL (L = 590)</p> <p>COLLECTEUR COMPOSITE 3 "ACIER INOXYDABLE (L = 590)</p>

	Article	Description
	73KRO036	<p>HENDEL MET TIR-BLOK.PL. VLINDERKLEP BURGMER</p> <p>HANDLE WITH TIR-BLOCK.PL. BUTTERFLY VALVE BURGMER</p> <p>GRIFF MIT TIR-BSCHLOSS.PL. DROSSELKLAPPE BURGMER</p> <p>POIGNÉE AVEC TIR-BLOCK.PL. BURGMERE VALVE PAPILLON</p>
	73KRO037	<p>HENDEL VEERBELAST (DN15-50)</p> <p>SPRING-LOADED HANDLE (DN15-50)</p> <p>GEFEDERTER GRIFF (DN15-50)</p> <p>POIGNÉE À RESSORT (DN15-50)</p>
	73KRO066	<p>ACTUATOR VOOR FORT VALE KOGELKRAAN TYPE 370</p> <p>ACTUATOR FOR FORT VALE BALL VALVE TYPE 370</p> <p>STELLANTRIEB FÜR FORT VALE KUGELVENTIL TYP 370</p> <p>ACTIONNEUR POUR VANNE A BOULE FORT VALE TYPE 370</p>
	73KRO067	<p>AS ADAPTER TSS FV KRAAN EN KINETROL ACTUATOR</p> <p>COMME ADAPTATEUR TSS FV CRANE ET ACTIONNEUR KINETROL</p> <p>ALS ADAPTER TSS FV CRANE UND KINETROL ACTUATOR</p> <p>AS ADAPTER TSS FV CRANE AND KINETROL ACTUATOR</p>
	73KRO101	<p>KLEP: SV-KLAPPE 2"</p> <p>VALVE: SV-KLAPPE 2 "</p> <p>VENTIL: SV-KLAPPE 2 "</p> <p>VALVE: SV-KLAPPE 2 "</p>
	73KRO102	<p>HENDEL, BARREL LOCK HANDLE ASSY (PART OF 73VLK151)</p> <p>HANDLE, HANDLE BARREL LOCK ASSY (PART OF 73VLK151)</p> <p>GRIFF, BARREL LOCK HANDLE ASSY (TEIL VON 73VLK151)</p> <p>POIGNÉE, POIGNÉE DE SERRURE DE BARREL (PARTIE DE 73VLK151)</p>
	73LPC004	<p>UITLOOP LOSBUIS PISTOOL, 03.8420</p> <p>OUTFLOW DISCHARGE TUBE PISTOL, 03.8420</p> <p>ENTLADEPISTOLE, 03.8420</p> <p>PISTOLET TUBE À DÉCHARGE EXTENSION, 03.8420</p>

	Article	Description
	73LPC005	LOSBUIS , 2" AG , ZFO.050 (HAAKS) ELAFLEX DISCHARGE TUBE, 2" AG , ZFO.050 (HAAKS) ELAFLEX ABLASSROHR, 2" AG , ZFO.050 (HAAKS) ELAFLEX TUBE DE DECHARGE, 2 "AG, ZFO.050 (HAAKS) ELAFLEX
	73LPC006	LOSBUIS , 2" AG , DIAMETER 42mm DISCHARGE TUBE, 2" AG , DIAMETER 42mm ABLASSROHR, 2" AG , DURCHMESSER 42mm TUBE DE DECHARGE, 2 "AG, DIAMETRE 42mm
	73LPC007	LOSBUIS , DESSOY ZHO.550 DISCHARGE TUBE, DESSOY ZHO.550 ABLASSROHR, DESSOY ZHO.550 TUBE DE DECHARGE, DESSOY ZHO.550
	73LPC008	LOSPISTOOL 2" SCULLY COM VII DISCHARGE PISTOL 2" SCULLY COM VII ENTLADEPISTOLE 2" SCULLY COM VII PISTOLET DE DÉCHARGE 2 "SCULLY COM VII
	73LPC010	PISTOOL TODO 2" MET SWIVEL , 7323-1107 WITW. PISTOL TODO 2" WITH SWIVEL, 7323-1107 WITW. PISTOL TODO 2" MIT SWIVEL, 7323-1107 WITW. PISTOL TODO 2" AVEC PIVOTANT, 7323-1107 WITW.
	73LPC017	PISTOOLKRAAN TODO 2" MET SWIVEL EN WARTELMOER PISTOL TAP TODO 2" WITH SWIVEL AND UNION NUT PISTOL TAP TODO 2" MIT ÜBERWURFMUTTER ROBINET DE PISTOLET TODO 2 "AVEC PIVOT ET ÉCROU PIVOTANT
	73LPC032	PISTOOL ELAFLEX ZV 400.2 - ZV 400.2 PISTOL ELAFLEX ZV 400.2-ZV 400.2 PISTOLE ELAFLEX ZV 400,2-ZV 400,2 PISTOLET ELAFLEX ZV 400,2-ZV 400,2



	Article	Description
	73LPC033	PISTOOLKRAAN TODO 2" TODO-SNAP LUG NUT PISTOL TAP TODO 2" TODO-SNAP LUG NUT PISTOL TAP TODO 2" TODO-SCHNAPPRADMUTTER ROBINET DE PISTOLET TODO 2 "TODO- ECROU DE ROUE SNAP
	73LPO002	KIJKGLAS VOOR SCULLY COM VII VIEW GLASS FOR SCULLY COM VII GLASANSICHT FÜR SCULLY COM VII VOIR LE VERRE POUR SCULLY COM VII
	73PBK058	PNEUMATISCHE VLINDERKLEP, BURGMER, DN100, TW PNEUMATIC BUTTERFLY VALVE, BURGMER, DN100, TW PNEUMATISCHE DROSSELKLAPPE, BURGMER, DN100, TW VANNE PAPILLON PNEUMATIQUE, BURGMER, DN100, TW
	73PBK060	PNEUMATISCHE VLINDERKLEP, BURGMER, DN80, TW PNEUMATIC BUTTERFLY VALVE, BURGMER, DN80, TW PNEUMATISCHE DROSSELKLAPPE, BURGMER, DN80, TW VANNE PAPILLON PNEUMATIQUE, BURGMER, DN80, TW
	73SWI010	SWIVEL 2" BSP INWENDIG / UITWENDIG SWIVEL 2" BSP INTERNAL/EXTERNAL DREHGELENK 2" BSP INTERN/EXTERN PIVOT 2 "BSP INTERNE / EXTERNE
	73TSK018	TERUGSLAGKLEP, NW80 - NIEHUSER N31.80 RETURN VALVE, NW80 - NIEHUSER N31.80 RÜCKSENDEVENTIL NW80 - NIEHUSER N31.80 SOUPAPE DE RETOUR, NW80 - NIEHUSER N31.80
	73TSK042	TERUGSLAGKLEP NW1/2" INWENDIG ( ROESTVRIJSTAAL) CHECK VALVE NW1/2" INTERNALLY ( STAINLESS STEEL) RÜCKSCHLAGVENTIL NW1/2" INTERN ( EDELSTAHL) SOUPAPE DE RETOUR NW1 / 2 " EN INTERNE (ACIER INOXYDABLE)

	Article	Description
	73VLK034	VLINDERKLEP NW80, NORRIS, SEAL, M, 1244-53B-1A (VLG-GEKEURD)  BUTTERFLY VALVE NW80, NORRIS, SEAL, M, 1244-53B-1A (VLG-APPROVED)  SCHMETTERLINGVENTIL NW80, NORRIS, DICHTUNG, M, 1244-53B-1A (VLG-GENEHMIGT)  ROBINET PAPILLON NW80, NORRIS, JOINT M, 1244-53B-1A (APPROUVE PAR VLG)
	73VLK063	VLINDERKLEP NW50, 2 X R2" BUITENDRAAD, ROESTVRIJSTAAL 304  BUTTERFLY VALVE NW50, 2XR2" EXTERNAL WIRE, STAINLESS STEEL 304  DROSSELKLAPPE NW50, 2XR2" EXTERN DRAHT, EDELSTAHL 304  SOUPAPE PAPILLON NW50, 2XR2 "FILETAGE EXTÉRIEUR, ACIER INOXYDABLE 304
	73VLK080	VLINDERKLEP, FV 3" RVS  BUTTERFLY VALVE, FV3 "RVS  SCHMETTERLINGSVENTIL, FV3 "RVS  VANNE PAPILLON FV3 "RVS
	73VLK151	VLINDERKLEP ,FORT VALE 3", UNIFLY EXT. ,OD89 (VIERKANT SLOT)  BUTTERFLY VALVE, FORT VALE 3", UNIFLY EXT. ,OD89 (SQUARE LOCK)  DROSSELKLAPPE, FORT VALE 3", UNIFLY EXT. ,OD89 (QUADRATISCH SCHLOSS)  SOUPAPE PAPILLON, FORT VALE 3 ", UNIFLY EXT., OD89 (SERRURE DE SURETE)
	74KAM007	KOPPELING, KAMLOCK, MANNELIJK - ALUMINIUM 2"  COUPLING, KAMLOCK, MALE - ALUMINIUM 2"  KUPPLUNG, KAMSCHLOSS, MÄNNLICH - ALUMINIUM 2"  RACCORD, KAMLOCK, MALE - ALUMINIUM 2 "
	74KAM008	KOPPELING, KAMLOCK, MANNELIJK - ALUMINIUM 3"K  COUPLING, KAMLOCK, MALE - ALUMINIUM 3"K  KUPPLUNG, KAMSCHLOSS, MÄNNLICH - ALUMINIUM 3"K  RACCORD, KAMLOCK, MALE - ALUMINIUM 3 "K
	74KAM010	KOPPELING KAMLOCK, STOP INWENDIG - ALU 3"  CLUTCH KAMLOCK, STOP INWARD - ALU 3"  KUPPLUNG KAMLOCK, STOPP NACH INNEN - ALU 3 "  EMBRAYAGE KAMLOCK, ARRET ARRIERE - ALU 3"

	Article	Description
	74KAM014	KOPPELING KAMLOCK, VROUW - ALU 2" INWENDIG . COUPLING KAMLOCK, FEMALE-ALU 2" INTERNAL. KUPPLUNG KAMLOCK, WEIBLICH-ALU 2" INTERN. EMBRAYAGE KAMLOCK, FEMELLE-ALU 2" INTERNE.
	74KAM015	KOPPELING, KAMLOCK, VROUW - ALUMINIUM 3"K DRAADLG=25 COUPLING, KAMLOCK, FEMALE - ALUMINIUM 3"K THREAD LG=25 KUPPLUNG, KAMSCHLOSS, WEIBLICH - ALUMINIUM 3"K THREAD LG=25 RACCORD, KAMLOCK, FEMELLE - ALUMINIUM 3 "K THREAD LG = 25
	74KAM029	KOPPELING, KAMLOCK, VROUW - ALU 2" COUPLING , KAMLOCK, FEMALE-ALU 2 " KUPPLUNG, KAMLOCK, WEIBLICH-ALU 2 " EMBRAYAGE, KAMLOCK, FEMELLE-ALU 2 "
	74KPS005	KOPPELING, SLANG, KOMBIFECT NW50,R2"K ID MS (PILAAR + SCHALEN + PEN) COUPLING, HOSE, KOMBIFECT NW50,R2"K ID MS (PILLAR + SCALES + PIN) KUPPLUNG, HOSE, KOMBIFECT NW50,R2"K ID MS (SÄULE + SCALES + PIN) RACCORD, TUYAU, KOMBIFECT NW50, R2 "K ID MS (PIER + BALANCES + PIN)
	74KPS009	SPANSCHAAL ,ALUMINIUM MET BOUTEN IN ROESTVRIJSTAAL (ND=50 / WD=8) CLAMP, ALUMINIUM WITH BOLTS IN STAINLESS STEEL (ND=50 / WD=8) KLEMME, ALUMINIUM MIT SCHRAUBEN IN EDELSTAHL (ND=50 / WD=8) COLLIER, ALUMINIUM AVEC BOULONS EN ACIER INOXYDABLE (ND = 50 / WD = 8)
	74KSA001	RECHTE ADAPTER R 1"K,R 1"K RIGHT ADAPTER R 1"K,R 1"K RECHTS ADAPTER R 1"K,R 1"K ADAPTATEUR DROIT R 1 "K, R 1" K
	74KSS045	SLANGPILAAR, KOPPELING 75X8 NW75 R3" AG (ZONDER SPANSCHAAL) HOSE PILLAR, COUPLING 75X8 NW75 R3" AG (WITHOUT CLAMP) HOSE SÄULE, KUPPLUNG 75X8 NW75 R3" AG (OHNE KLEMME) COLONNE DE TUYAU, RACCORD 75X8 NW75 R3 "AG (SANS COLLIER)


	Article	Description
	74ROS016	INSCHROEFDRAADSTUK, DIN11851 CT, NW50,1.4307  SCREW-IN THREAD PIECE, DIN11851 CT, NW50, 1.4307  EINSCHRAUB GEWINDESTÜCK, DIN11851 CT, NW50, 1.4307  VIS FILETÉE, DIN11851 CT, NW50, 1.4307
	74ROS042	OPSCHROEFDRAADSTUK, DIN11851 CT, NW50, 1.4307  SCREW ON THREAD PIECE, DIN11851 CT, NW50, 1.4307  ANSCHRAUBBARES GEWINDESTÜCK, DIN11851 CT, NW50, 1.4307  VIS SUR PIECE DE FILETAGE, DIN11851 CT, NW50, 1.4307
	74ROS047	SLANGKEGELSTUK (DIN11851, NW50, 1.4307)  HOSE CONE PIECE (DIN11851, NW50, 1.4307)  SCHLAUCH KEGELSTÜCK (DIN11851, NW50, 1.4307)  PIÈCE DE CÔNE DE TUYAU (DIN11851, NW50, 1.4307)
	74ROS050	WARTELMOER, DIN11851 F, NW50, 1.4307  SWIVEL NUT, DIN11851 F, NW50, 1.4307  DREHMUTTER, DIN11851 F, NW50, 1.4307  ECROU PIVOTANT DIN11851 F, NW50, 1.4307
	74TWK019	KOPPELING TW, BLINDDEKSEL MB 80 MS, MESSING  COUPLING TW, END COVER MB 80 MS, BRASS  KUPPLUNG TW, ENDDECKUNG MB 80 MS, MESSING  COUPLEUR TW, COUVERCLE FIN MB 80 MS, LAITON
	74VAP001	KOPPELING, VAPER RECHTSCOVERY 4"K X 4"K ALUMINIUM  COUPLING, VAPOUR RECOVERY 4"K X 4"K ALUMINIUM  KUPPLUNG, DAMPF-RÜCKGEWINNUNG 4"K X 4"K ALUMINIUM  RACCORD, RÉCUPÉRATION DE VAPEUR 4 "K X 4" K ALUMINIUM
	74VAP002	KOPPELING, VAPOR RECHTSCOVERY 4"K ALUMINIUM  COUPLING, VAPOUR RECOVERY 4"K ALUMINIUM  KUPPLUNG, DAMPF-RÜCKGEWINNUNG 4"K ALUMINIUM  RACCORD, RÉCUPÉRATION DE VAPEUR 4 "K ALUMINIUM





	Article	Description
	74VAP003	KOPPELING,VAPOR RECHTSCOVERY BLINDKAP 4"K ALUMINIUM COUPLING, VAPOUR RECOVERY BLIND CAP 4"K ALUMINIUM KUPPLUNG, DAMPF-RÜCKGEWINNUNG BLINDKAPPE 4"K ALUMINIUM RACCORD, RÉCUPÉRATION DE VAPEUR CAPUCHON AVEUGLE 4 "K ALUMINIUM
	74VAP019	GASRETOURKOPPELING 4" + BLINDKAP GAS RETURN KUPPLUNG 4 "+ ENDKAPPE GAS-RÜCKLAUF KUPPLUNG 4 "+ ENDKAPPE RACCORD DE RETOUR DE GAZ 4 "+ EMBOUT
	74VUL056	MANUELE API 4" HAAR NW100 + KIJKGLAS + KAP MANUAL API 4" HER NW100 + VIEW GLASS + CAP MANUAL API 4 "HER NW100 + VIEW GLASS + CAP MANUEL API 4" HER NW100 + VIEW GLASS + CAP
	74VUL060	OPW 875-4" ,DUST CAP ,API-ADR CAP OPW 875-4" ,DUST CAP ,API-ADR CAP OPW 875-4" ,STAUBKAPPE ,API-ADR CAP OPW 875-4 " , CAP POUSSIÉRE, CAP. API-ADR
	74VUL065	ZELFSLUITENDE SNELKOPPELING 4" API +KIJKGLAS SELF-CLOSING QUICK COUPLING 4" API +SIGHT GLASS SELBSTSCHLIEßENDE SCHNELLKUPPLUNG 4" API +SCHAUGLAS RACCORD RAPIDE AUTO-FERMETURE4 "API + JAUGE
	74VUL068	GRAVITEITKOPPELING MET HENDEL VOOR 4" A.P.I GRAVITY COUPLING WITH HANDLE FOR 4" A.P.I SCHWERKRAFT MIT GRIFF FÜR 4" A.P.I RACCORD DE GRAVITÉ AVEC POIGNÉE POUR 4 "A.P.I
	74VUL074	API ADAPTOR HIGH SG, API 4" (+HENDEL) API ADAPTOR HIGH SG, API 4" (+HANDLE) API ADAPTER HIGH SG, API 4" (+GRIFF) ADAPTATEUR API HAUT SG, API 4 "(+ poignée)



	Article	Description
	74VUL079	DEKSEL API KOPPELING NIEHUSER LID API COUPLING NIEHUSER LID API KUPPLUNG NIEHUSER LID API RACCORD NIEHUSER
	74VUL081	MANUELE API 4" MET HSG GEANODISEERD MANUAL API 4 "WITH HSG ANODISED MANUAL API 4 "MIT HSG ELOXIERT MANUEL API 4 "AVEC HSG ANODISÉ
	74VUL102	GRAVITEITKOPPELING MET HENDEL VOOR 4" API GRAVITY COUPLING WITH HANDLE FOR 4" API GRAVITY COUPLING MIT GRIFF FÜR 4" API COUPLAGE DE GRAVITE AVEC POIGNEE POUR API 4"
	74VUL108	STOFKAP, API ADAPTOR DUST COVER, API ADAPTOR STAUBSCHUTZ, API-ADAPTER COUVERCLE ANTI-POUSSIÈRE, ADAPTATEUR API
	74VUL150	GRAVITEITKOPPELING VOOR 4" A.P.I GRAVITY COUPLING FOR 4 "A. P. I SCHWERKRAFT KOPPLUNG FÜR 4 "A. P. I COUPLAGE GRAVITAIRE POUR 4 "A. P. I
	74VUL159	VULKOPPELING API 4" (ALU +KIJKGLAS) ENTER COUPLING API 4 "(ALU + VIEWING GLASS) ENTER KUPPLUNG API 4 "(ALU + SICHT GLAS) ENTER EMBRAYAGE API 4 "(ALU + GLASS VIEWING)
	74VUL170	KIJKGLAS SET VOOR 74VUL159 LOOK GLASS SET FOR 74VUL159 LOOK GLAS SET FÜR 74VUL159 LOOK SET DE VERRE POUR 74VUL159

	Article	Description
	79KAB012	<p>ANTI DIEFSTAL KABEL MET PVC TBV APPANDAGES (2X OOGJE / TOTAAL LENGTE 200MM)</p> <p>ANTI-THEFT CABLE WITH PVC FOR APPENDAGES (2X EYE/ TOTAL LENGTH 200MM)</p> <p>DIEBSTAHLSICHERUNGSKABEL MIT PVC FÜR ANHÄNGE (2X ÖSE/ TOTAL LÄNGE 200MM)</p> <p>CABLE ANTI-VOL AVEC PVC POUR APPENDICES (2X OEILLETES / LONGUEUR TOTALE 200MM)</p>

	Article	Description
	74ROS075	<p>OPSCHROEFKEGELSTUK, DIN11851 DT, NW80</p> <p>SCREW CONNECTOR, DIN11851 DT, NW80</p> <p>SCHRAUBANSCHLUSS, DIN11851 DT, NW80</p> <p>CONNECTEUR À VIS, DIN11851 DT, NW80</p>
	74STO092	<p>STORZ, VAST, 4" ,INWENDIGE DRAAD ,ALUMINIUM, NW110, NOK.133 (PFTE / FOOD)</p> <p>STORZ, FIXED, 4" ,INTERNAL THREAD ,ALUMINIUM, NW110, NOK.133 (PFTE / FOOD)</p> <p>STORZ, FIX, 4" ,INTERNER THREAD ,ALUMINIUM, NW110, NOK.133 (PFTE / LEBENSMITTEL)</p> <p>STORZ, FIXE, 4 " , FILETAGE INTERNE, ALUMINIUM, NW110, NOK.133 (PFTE / ALIMENTATION)</p>

	Article	Description
	74GUI005	<p>KOPPELING GUILLEMIN, ROESTVRIJSTAAL NW80,3\"K INWENDIGE DRAAD</p> <p>COUPLING GUILLEMIN, STAINLESS STEEL NW80,3\"K FEMALE THREAD</p> <p>KUPPLUNG GUILLEMIN, EDELSTAHL NW80,3\"K INNENGEWINDE</p> <p>RACCORD GUILLEMIN, ACIER INOXYDABLE NW80,3 \"K FILETAGE FEMELLE</p>
	74GUI007	<p>KOPPELING , GUILLEMIN , DEKSEL, ALUMINIUM NW 80</p> <p>COUPLING, GUILLEMIN, LID, ALUMINIUM NW 80</p> <p>KUPPLUNG, GUILLEMIN, LID, ALUMINIUM NW 80</p> <p>RACCORD, GUILLEMIN, COUVERCLE, ALUMINIUM NW 80</p>
	74GUI012	<p>KOPPELING GUILLEMIN, ALUMINIUM NW 50,2\"K INWENDIGEDRAAD</p> <p>COUPLING GUILLEMIN, ALUMINIUM NW 50,2\"K FEMALE THREAD</p> <p>KUPPLUNG GUILLEMIN, ALUMINIUM NW 50,2\"K INNENGEWINDE</p> <p>RACCORD GUILLEMIN, ALUMINIUM NW 50,2 \"K FILETAGE FEMELLE</p>
	74GUI013	<p>KOPPELING GUILLEMIN, ALUMINIUM NW50, 2\" K INWEDIGE DRAAD</p> <p>COUPLING GUILLEMIN, ALUMINIUM NW50, 2\" K FEMALE THREAD</p> <p>KUPPLUNG GUILLEMIN, ALUMINIUM NW50, 2\" K INNENGEWINDE</p> <p>RACCORD GUILLEMIN, ALUMINIUM NW50, 2 \"K FILETAGE FEMELLE</p>
	74GUI019	<p>KOPPELING GUILLEMIN ALUMINIUM NW80,3\"K INWENDIGE DRAAD MET VERGRENDELING</p> <p>COUPLING GUILLEMIN ALUMINIUM NW80,3\"K FEMALE THREAD WITH LOCK</p> <p>KUPPLUNG GUILLEMIN ALUMINIUM NW80,3\"K INNENGEWINDE MIT SCHLOSS</p> <p>RACCORD GUILLEMIN ALUMINIUM NW80,3 \"K FILETAGE FEMELLE AVEC SERRURE</p>
	74GUI036	<p>KOPPELING GUILLEMIN, RVS NW100, 4\"K INWENDIGE DAAD</p> <p>COUPLING GUILLEMIN, STAINLESS STEEL NW100, 4 \"K INTERNAL ACT</p> <p>KUPPLUNG GUILLEMIN, EDELSTAHL NW100, 4 \"K INTERNAL ACT</p> <p>L'EMBRAYAGE GUILLEMIN, ACIER INOXYDABLE NW100, 4 \"K ACTE INTERNE</p>
	74GUI074	<p>GUILLEMIN KOPPELING, ALUMINIUM NW 80,3\"K INWENDIGE DRAAD</p> <p>COUPLING GUILLEMIN, ALUMINIUM NW 80,3\"K FEMALE THREAD</p> <p>KUPPLUNG GUILLEMIN, ALUMINIUM NW 80,3\"K INNENGEWINDE</p> <p>RACCORD GUILLEMIN, ALUMINIUM NW 80,3 \"K FILETAGE FEMELLE</p>




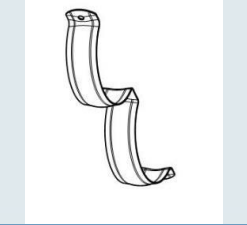
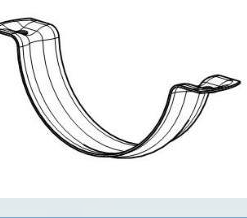
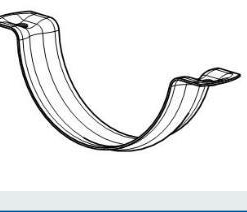
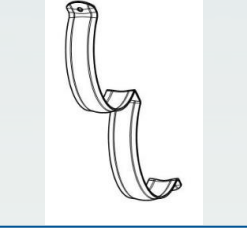

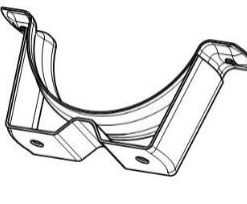
Article	Description
74GUI075	KOPPELING GUILLEMIN, ALU NW 80,3"K INW.DR ( MET GRENDDEL) COULING GUILLEMIN, ALU NW 80,3 "K PEOPLE. DR (WITH GRENDDEL) KUPPLUNG GUILLEMIN, ALU NW 80, 3 "K PEOPLE. DR (MIT GRENDDEL) L'EMBAYAGE GUILLEMIN, ALU NW 80, 3 "K PEOPLE. DR (AVEC LES)




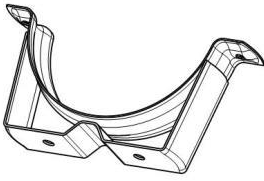
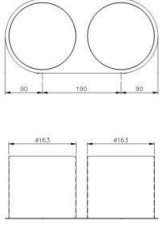




	Article	Description
	28M2P0007A	<p>FLENS ROESTVRIJSTAAL D155 X D82 / D90XSTC130X8XD11X10</p> <p>FLANGE STAINLESS STEEL D155 X D82 / D90XSTC130X8XD11X10</p> <p>FLANSCH EDELSTAHL D155 X D82 / D90XSTC130X8XD11X10</p> <p>BRIDE ACIER INOXYDABLE D155 X D82 / D90XSTC130X8XD11X10</p>
	35FLE003	<p>FLENS,LAS DIN 28460 NW80 - TW1 ALUMINIUM</p> <p>FLANGE, WELD DIN 28460 NW80 - TW1 ALUMINIUM</p> <p>FLANSCH, SCHWEIßNAHT DIN 28460 NW80 - TW1 ALUMINIUM</p> <p>BRIDE, SOUDURE DIN 28460 NW80 - TW1 ALUMINIUM</p>
	35FLE004	<p>FLENS,LAS DIN 28460 NW100 - TW3 ALUMINIUM</p> <p>FLANGE, WELD DIN 28460 NW100 - TW3 ALUMINIUM</p> <p>FLANSCH, SCHWEIßNAHT DIN 28460 NW100 - TW3 ALUMINIUM</p> <p>BRIDE, SOUDURE DIN 28460 NW100 - TW3 ALUMINIUM</p>
	73EBV001	<p>ELASTISCHE BUISVERBINDING , NW100, ELAFLEX ERV 100 TW VSD (MET VACUUM SPIRAAL)</p> <p>ELASTIC TUBE CONNECTION, NW100, ELAFLEX ERV 100 TW VSD (WITH VACUUM SPIRAL)</p> <p>ELASTISCHE SCHLAUCHVERBINDUNG, NW100, ELAFLEX ERV 100 TW VSD (MIT VAKUUM SPIRALE)</p> <p>RACCORD DE TUBE ÉLASTIQUE, NW100, ELAFLEX ERV 100 TW VSD (AVEC SPIRALE SOUS VIDE)</p>
	73EBV003	<p>ELASTISCHE BUISVERBINDING, NW80, ELAFLEX ERV 80 TW VSD (VACUUM SPIRAAL)</p> <p>ELASTIC TUBE CONNECTION, NW80, ELAFLEX ERV 80 TW VSD (VACUUM SPIRAL)</p> <p>ELASTISCHE ROHRVERBINDUNG, NW80, ELAFLEX ERV 80 TW VSD (VAKUUM SPIRALE)</p> <p>RACCORDEMENT DE TUBE ÉLASTIQUE, NW80, ELAFLEX ERV 80 TW VSD (SPIRALE DE VIDE)</p>
	73VLK005	<p>VLINDERKLEP BURGMER NW100 ,TW - DICHTING RVS</p> <p>BUTTERFLY VALVE BURGMER NW100 ,TW - SEAL STAINLESS STEEL</p> <p>DROSSELKLAPPE BURGMER NW100 ,TW - DICHTUNG EDELSTAHL</p> <p>SOUPAPE PAPILLON BURGMER NW100, TW - ACIER INOXYDABLE</p>
	74TWK001	<p>TW KOPPELING, BLINDDEKSEL MB 80 SS , ROESTVRIJSTAAL</p> <p>TW COUPLING, BLIND LID MB 80 SS , STAINLESS STEEL</p> <p>TW KUPPLUNG, BLINDDECKEL MB 80 SS , EDELSTAHL</p> <p>TW RACCORD, COUVERCLE BORGNE MB 80 SS, ACIER INOXYDABLE</p>

	Article	Description
	74TWK004	TW KOPPELING, BLINDSTOP VB 80 SS , ROESTVRIJSTAAL TW COUPLING, BLIND STOP VB 80 SS , STAINLESS STEEL TW KUPPLUNG, BLINDSTOPFEN VB 80 SS , EDELSTAHL TW RACCORD, BUTEE VB 80 SS, ACIER INOXYDABLE
	74TWK006	TW KOPPELING, DICHRINGSTUK, TW-K 80 SS-3" IG, RVS TW COUPLING, SEAL RING PIECE, TW-K 80 SS-3" IG, STAINLESS STEEL TW KUPPLUNG, DICHTUNG RINGSTÜCK, TW-K 80 SS-3" IG, EDELSTAHL TW RACCORD, JOINT TORIQUE, TW-K 80 SS-3 "IG, ACIER INOXYDABLE
	74TWK008	KOPPELING TW MANNELIJK VK 80 - 3" INWENDIG SS - ROESTVRIJSTAAL COUPLING TW MALE VK 80 - 3" INTERNALLY SS - STAINLESS STEEL KUPPLUNG TW MÄNNLICH VK 80 - 3" INTERN SS - EDELSTAHL RACCORD TW MALE VK 80 - 3 " EN INTERNE SS - ACIER INOXYDABLE
	74TWK009	KOPPELING, TW, MANNELIJK VK 50 - 2" INWENDIG SS - RVS COUPLING , TW, MALE VK 50-2 " INTERNALLY SS-STAINLESS STEEL KUPPLUNG, TW, MÄNNLICH VK 50-2 " INTERN SS- EDELSTAHL EMBRAYAGE, TW, MÂLE VK 50-2 " EN INTERNE SS-VR
	74TWK010	TW KOPPELING ,SPANRING/HENDEL TW-M 80 SS, RVS TW COUPLING, TENSION RING/HANDLE TW-M 80 SS, STAINLESS STEEL TW KUPPLUNG, SPANNRING/GRIFF TW-M 80 SS, EDELSTAHL TW RACCORD, BAGUE DE TENSION / POIGNEE TW-M 80 SS, ACIER INOXYDABLE
	74TWK011	TW KOPPELING ,MET SPANRING/HENDEL TW-M 50 SS, RVS TW COUPLING, WITH TENSION RING/HANDLE TW-M 50 SS, STAINLESS STEEL TW KUPPLUNG, MIT SPANNRING/ GRIFF TW-M 50 SS, EDELSTAHL TW RACCORD, AVEC ANNEAU DE TENSION / POIGNEE TW-M 50 SS, ACIER INOXYDABLE
	74TWK015	TW KOPPELING BLINDSTOP VB 80 ALUMINIUM TW COUPLING BLIND STOP VB 80 ALUMINIUM TW KUPPLUNG BLINDSTOPFEN VB 80 ALUMINIUM TW RACCORD BUTEE VB 80 ALUMINIUM

	Article	Description
	74TWK024	TW KOPPELING, DICHRINGSTUK, TW-K 80 MS-3" IG, MS TW COUPLING, SEAL RING PIECE, TW-K 80 MS-3" IG, MS TW KUPPLUNG, DICHTUNG RINGSTÜCK, TW-K 80 MS-3" IG, MS TW RACCORD, JOINT D'ÉTANCHÉITÉ, TW-K 80 MS-3 "IG, MS
	74TWK025	TW KOPPELING, DICHRINGSTUK, TW-K 50 MS-2" IG, MS TW COUPLING, SEAL RING PIECE, TW-K 50 MS-2" IG, MS TW KUPPLUNG, DICHTUNG RINGSTÜCK, TW-K 50 MS-2" IG, MS TW RACCORD, JOINT D'ÉTANCHÉITÉ, TW-K 50 MS-2 "IG, MS
	74TWK026	TW KOPPELING, MANNELIJK VK 80 - 3" INWENDIG MS - MESSING TW COUPLING, MALE VK 80 - 3" INTERNALLY MS - BRASS TW KUPPLUNG, MÄNNLICH VK 80 - 3" INTERN MS - MESSING TW RACCORD, MÂLE VK 80 - 3 " EN INTERNE MS - LAITON
	74TWK027	TW KOPPELING, MANNELIJK VK 50 - 2" INWENDIG MS - MESSING TW COUPLING, MALE VK 50 - 2" INTERNALLY MS - BRASS TW KUPPLUNG, MÄNNLICH VK 50 - 2" INTERN MS - MESSING RACCORD TW, MALE VK 50 - 2 " EN INTERNE MS - LAITON
	74TWK028	KOPPELING TW, SPANRING/HENDEL TW-M 80 MS, MESSING COUPLING TW, TENSION RING /HANDLE TW-M 80 MS, BRASS KUPPLUNG TW, SPANNRING/GRIFF TW-M 80 MS, MESSING RACCORD TW, ANNEAU DE TENSION / POIGNEE TW-M 80 MS, LAITON
	74TWK029	TW KOPPELING, SPANRING/HENDEL TW-M 50 MS, MESSING TW COUPLING, TENSION RING /HANDLE TW-M 50 MS, BRASS TW KUPPLUNG, SPANNRING/GRIFF TW-M 50 MS, MESSING TW RACCORD, BAGUE / POIGNEE DE TENSION TW-M 50 MS, LAITON
	74TWK033	KOPPELING TW DICHRINGSTUK, TW-K 50 MS-2" AG,MS COUPLING TW SEAL RING PIECE, TW-K 50 MS-2" AG, MS KUPPLUNG TW DICHTUNG RINGSTÜCK, TW-K 50 MS-2" AG, MS RACCORD TW SEAL RING PIECE, TW-K 50 MS-2 "AG, MS

	Article	Description
	28A3J0000920	SLANGKOKERBEVESTIGING OP STEUNVOET (RVS 100 X 40 X 4) ALU HOSE TUBE ATTACHMENT ON BRACKETING FOOT (SS 100 X 40 X 4) SCHLAUCH ANSCHLUSS AUF HALTERUNGSFUß (SS 100 X 40 X 4) ATTACHE DE TUYAU SUR PIED DE SUPPORT (SS 100 X 40 X 4)
	28M0J0027A	BEUGEL SLANGKOKER 2 X DIAMETER 160 BOVENDEEL RVS HOSE TUBE BRACKET 2 X DIAMETER 160 UPPER SECTION SCHLAUCH HALTERUNG 2 X DURCHMESSER 160 UPPER SECTION TUBE SUPPORT 2 X DIAMÈTRE 160 SECTION HAUTE
	28M0J0070A	SLANGKOKERBEUGEL 1 X DIAMETER 160 RVS HOSE TUBE BRACKET 1 X DIAMETER 160 SCHLAUCH HALTERUNG 1 X DURCHMESSER 160 TUBE SUPPORT 1 X DIAMÈTRE 160
	28M0J0085A	BEUGEL SLANGKOKER DIAMETER 200 RVS HOSE TUBE BRACKET DIAMETER 200 SCHLAUCH HALTERUNG DURCHMESSER 200mm SUPPORT DE TUYAU DIAMETRE 200
	28M0J0086A	BEVESTIGING SLANGKOKER 2 X 200 RVS HOSE TUBE ATTACHMENT 2 X 200 SCHLAUCH BEFESTIGUNG 2 X 200mm ATTACHE TUYAU 2 x 200
	28M0JS004A	MORSEBAK SLANGKOKER 2 X D160 LINKS S.S. HOSE TUBE CATCH ALL 2 X D160 LEFT SCHLAUCH CATCH ALL 2 X D160 LINKS TUYAU CATCH ALL 2 X D160 GAUCHE
	28M0JS010A	SLANGKOKERBEUGEL 1 X D160 TANKDEEL - RVS HOSE TUBE BRACKET 1 X D160 TANK PART - STAINLESS STEEL SCHLAUCH HALTERUNG 1 X D160 BEHÄLTERTEIL - EDELSTAHL SUPPORT DE TUYAU 1 X D160 CITERNE - ACIER INOXYDABLE

	Article	Description
	28M0JS012A	SLANGKOKERBEUGEL 2 X D200 - TANKDEEL RVS HOSE TUBE BRACKET 2 X D200 - TANK PART STAINLESS STEEL SCHLAUCH HALTERUNG 2 X D200 - BEHÄLTERTEIL EDELSTAHL SUPPORT DE TUYAU 2 X D200 CITERNE - ACIER INOXYDABLE
	28M0JS019A	SLANGKOKERBEUGEL 2 X D160 TANKDEEL RVS HOSE TUBE BRACKET 2 X D160 TANK PART STAINLESS STEEL SCHLAUCH HALTERUNG 2 X D160 BEHÄLTERTEIL EDELSTAHL SUPPORT DE TUYAU 2 X D160 CITERNE - ACIER INOXYDABLE
	28M0JS026A	SLANGKOKERBEUGEL GEVARENBORD 1 X D160 S.S. HOSE TUBE BRACKET HAZARD SIGN 1 X D160 SCHLAUCH HALTERUNG GEFAHRENSYMBOL 1 X D160 SUPPORT DE TUYAU SIGNE DE DANGER 1 X D160
	28M0JS028A	SLANGKOKER BEUGEL 1 X D200 - TANKDEEL RVS HOSE TUBE BRACKET 1 X D200 - TANK PART SCHLAUCH HALTERUNG 1 X D200 - BEHÄLTERTEIL SUPPORT DE TUYAU 1 X D200 CITERNE
	28M3JS004A	EINDSTUK SLANGKOKER 2 X D160 ZONDER DEUR S.S. HOSE TUBE END PIECE 2 X D160 WITHOUT DOOR SCHLAUCH ENDSTÜCK 2 X D160 OHNE TÜR TUBE D'EXTRÉMITÉ 2 X D160 SANS PORTE
	54PES005	SLANGKOKER ZWART PE - 200 X 4,9 X 6000 HOSE TUBE BLACK PE - 200 X 4.9 X 6000 SCHLAUCH SCHWARZ PE - 200 X 4.9 X 6000 TUYAU NOIR PE - 200 X 4,9 X 6000
	54PES006	BUIS PE SLANGKOKER (ZWARTE POLYETHYLEEN) - 200 X 4,9 X 5200 TUBE PE HOSE TUBE (BLACK POLYETHYLENE) - 200 X 4.9 X 5200 SCHLAUCH PE SCHLAUCH (SCHWARZES POLYETHYLEEN) - 200 X 4.9 X 5200 TUBE PE (POLYÉTHYLÈNE NOIRE) - 200 X 4,9 X 5200



	Article	Description
	54PES007	SLANGKOKER BUIS PE - 160 X 3,9 X 2400 HOSE TUBE, TUBE PE - 160 X 3.9 X 2400 SCHLAUCH, SCHLAUCH PE - 160 X 3.9 X 2400 TUBE PE - 160 X 3,9 X 2400
	54PES020	SLANGKOKER PE - 160 X 3,9 X 6200 HOSE TUBE PE - 160 X 3.9 X 6200 SCHLAUCH PE - 160 X 3.9 X 6200 TUBE PE - 160 X 3,9 X 6200
	54PVC002	SLANGKOKER PVC DIA160 X T3.2 X LENGTE 10METER HOSE TUBE PVC DIAMETER 160 X T3.2 X LENGTH 10 METRES SCHLAUCH PVC DURCHMESSER 160 X T3.2 X LÄNGE 10 METER TUBE PVC DIAMÈTRE 160 X T3.2 X LONGUEUR 10 MÈTRES
	54PVC004	SLANGKOKER PVC DIAMETER 160 X T3.2 X L6200 (GRIJS) HOSE TUBE PVC DIAMETER 160 X T3.2 X L6200 SCHLAUCH PVC DURCHMESSER 160 X T3.2 X L6200 TUYAU PVC DIAMETRE 160 X T3.2 X L6200
	56DOP056	EINDSTUK PE - EINDDOP VOOR SLANGKOKER D160 END PIECE PE - END CAP FOR HOSE TUBE D160 ENDSTÜCK PE - ABSCHLUSSKAPPE FÜR SCHLAUCH D160 PIÈCE D'EXTRÉMITÉ PE - BOUCHON D'EXTRÉMITÉ POUR TUYAU D160
	57BLD026	SLANG, HD40, NW40, LENGTE 40 METER - AAN BEIDE ZIJDEN VOORZIEN VAN MESSING KOPPELING + LOSSEN MOER 2" BSP ( INWENDIGE DRAAD) VOOR GEVARENKLASSE A1 HOSE, HD40, NW40, LENGTH 40M - BOTH SIDES WITH BRASS CLUTCH + UNLOADING NUT 2" BSP (INTERNALLY THREAD) FOR DANGER CLASS A1 SCHLAUCH HD40, NW40, LÄNGE 40M - BEIDE SEITEN MIT MESSINGKUPPLUNG + ENTLADEN VON MUTTERN 2" BSP (INNENGEWINDE) FÜR GEFAHRENKLASSE A1 TUYAU HD40, NW40, LONGUEUR 40M - DEUX COTES AVEC EMBRAYAGE LAITON + ECROU DE DECHARGEMENT 2" BSP (FIL INTERIEUR) POUR DANGER CLASSE A1
	57BLD034	SLANG, HD50, NW50, LENGTE 30 METER - AAN BEIDEZIJDEN VOORZIEN VAN MESSING KOPPELING + LOSSEN MOER 2" BSP ( INWENDIGE DRAAD) VOOR KLASSE A1 HOSE, HD40, NW40, LENGTH 30M - BOTH SIDES WITH BRASS CLUTCH + UNLOADING NUT 2" BSP (INTERNALLY THREAD) FOR DANGER CLASS A1 SCHLAUCH HD40, NW40, LÄNGE 30M - BEIDE SEITEN MIT MESSINGKUPPLUNG + ENTLADEN VON MUTTERN 2" BSP (INNENGEWINDE) FÜR GEFAHRENKLASSE A1 TUYAU HD40, NW40, LONGUEUR 30M - DEUX COTES AVEC EMBRAYAGE LAITON + ECROU DE DECHARGEMENT 2" BSP (FIL INTERIEUR) POUR DANGER CLASSE A1

	Article	Description
	57BLD052	<p>SLANG-DAMPRETOUR 4" LENGTE 4 METER</p> <p>HOSE-VAPOR RETURN 4" LENGTH 4 METER</p> <p>SCHLAUCHDAMPFRÜCKLAUF 4" LÄNGE 4 METER</p> <p>TUYAU-VAPEUR RETOUR 4" LONGUEUR 4 MÈTRES</p>
	57BLD129	<p>COMPOSITE SLANG OLIEPRODUKTEN, Z/DR,NW 3" LENGTE 6 METER - 2X BUITENDRAAD 3" BSP MANNELIJK MESSING ALUMINIUM KLEMSCHALEN - INCL. ATTEST PROEFDruk 10BAR</p> <p>COMPOSITE HOSE OIL PRODUCTS, NW 3" - LENGTH 6M - 2X EXTERNAL CODE 3 - BSP MALE BRASS - ALU CLAMP - INCL. ATTEST TEST PRINT 10BAR</p> <p>KOMPOSIT-SCHLAUCHÖLPRODUKTE, NW 3" LÄNGE 6M - 2X EXTERNAL CODE 3" - BSP MÄNNLICH MESSING - ALUMINIUMKLEMME - INKL. PRÜFUNGSTEST PRINT 10BAR</p> <p>PRODUITS POUR HUILE COMPOSITE, NW 3" LONGUEUR 6M - 2X CODE EXTERNE 3" - BSP MÂLE LAITON - PINCE EN ALUMINIUM - INCL. ATTESTER LE TEST PRINT 10BAR</p>
	57BLD133	<p>COMPOSITE SLANG, OLIEPRODUKTEN LENGTE 2300MM , Z/DR,NW 3" - 2X BUITENDRAAD 3" BSP MANNELIJK MESSING ALU KLEMSCHALEN - MET ATTEST PROEFDruk 10 BAR</p> <p>COMPOSITE HOSE OIL PRODUCTS, NW 3" LENGTH 2,3M - 2X EXTERNAL CODE 3 - BSP MALE BRASS - ALU CLAMP - INCL. ATTEST TEST PRINT 10BAR</p> <p>KOMPOSIT-SCHLAUCHÖLPRODUKTE, NW 3 " LÄNGE 2,3M - 2X EXTERNAL CODE 3" - BSP MÄNNLICH MESSING - ALUMINIUMKLEMME - INKL. PRÜFUNGSTEST PRINT 10BAR</p> <p>TUYAUX COMPOSITES A BASE D'HUILE, NW 3 "LONGUEUR 2,3M - 2X CODE EXTERNE 3" - BSP MÂLE LAITON - COLLIER EN ALUMINIUM - INCL. ATTESTER LE TEST PRINT 10BAR</p>
	91BEU001	<p>BEUGEL DRM 4" - RVS</p> <p>BRACKET DRM 4" – STAINLESS STEEL</p> <p>HALTERUNG DRM 4" – EDELSTAHL</p> <p>SUPPORT DRM 4 " - ACIER INOXYDABLE</p>
	91BEU002	<p>BEUGEL DRM 3" - DIAMETER 12</p> <p>BRACKET DRM 3" - DIAMETER 12</p> <p>HALTERUNG DRM 3" - DURCHMESSER 12</p> <p>SUPPORT DRM 3 " - DIAMÈTRE 12</p>
	91BEU003	<p>BEUGEL DRM 2" - DIAMETER 10</p> <p>BRACKET DRM 2" - DIA10</p> <p>HALTERUNG DRM 2" - DIA10</p> <p>SUPPORT DRM 2 " - DIA10</p>

	Article	Description
	91BEU016	BEUGEL RVS, DIAMETER 200, M8 B=216 H=248  BRACKET STAINLESS STEEL, DIAMETER 200, M8 B = 216 H = 248  HALTERUNG EDELSTAHL, DURCHMESSER 200, M8 B = 216 H = 248  SUPPORT ACIER INOX, DIAMÈTRE 200, M8 B = 216 H = 248
	A0J0000171	SLANGKOKER STEUN ALU 2X DIAMETER 160  HOSE SLEEVE SUPPORT ALU 2X DIAMETER 160  SCHLAUMSCHLAUFE  TUYAU FLEXIBLE
	A0L0000092	SLANGKOKER EINDDEKSEL ALU MET LEKBAK DIAMETER 160MM  HOSE TUBE END COVER ALUMINIUM WITH LEAK TRAY (DIAMETER 160MM)  SCHLAUCH ABSCHLUSSDECKEL ALUMINIUM MIT TROPFSCHALE (DURCHMESSER 160MM)  COUVERCLE DE TUBE D'EXTREMITE EN ALUMINIUM AVEC BAC DE SECURITE (DIAMÈTRE 160MM)
	A2J0000456	MORSBAK SLANGKOKER 2 X D160 RECHTS  CATCH-ALL HOSE TUBE 2 X D160 RIGHT  CATCH-ALL SCHLAUCH 2 X D160 RECHTS  TUYAU CATCH-ALL 2 X D160 DROIT
	A2J0000549	MORSBAK SLANGKOKER (1 X D160 LINKS S.S.)  CATCH-ALL HOSE TUBE (1 X D160 LEFT )  CATCH-ALL SCHLAUCH (1 X D160 LINKS )  TUYAU CATCH-ALL (1 X D160 GAUCHE)
	A2J0000550	MORSBAK SLANGKOKER (1 X D160 RECHTS S.S.)  CATCH-ALL HOSE TUBE (1 X D160 RIGHT)  CATCH-ALL SCHLAUCH (1 X D160 RECHTS)  TUYAU CATCH-ALL (1 X D160 DROIT)
	A2J0001917	SLANGKOKER EINDKAP 160MM MET TIR OOG  HOSE TUBE ENDCAP - 160MM WITH TIR EYE  SCHLAUCH TUBE ENDCAP - 160MM MIT TIR AUGEN  TUYAU FLEXIBLE ENDCAP - 160MM AVEC OEIL TIR

	Article	Description
	A2J0002216	SLANGHOUDER EINDDEKSEL RVS, DIAMETER 3X 160MM (LINKERZIJDE) HOSE HOLDER END LID STAINLESS STEEL, DIAMETER 3X 160MM (LEFT) SCHLAUCHHALTER ENDE DECKEL EDELSTAHL, DURCHMESSER 3X 160MM (LINKS) PORTE-TUYAU COUVERCLE FIN ACIER INOX, DIAMÈTRE 3X 160 MM (GAUCHE)
	A2J0002217	SLANGHOUDER EINDDEKSEL RVS, DIAMETER 3X 160MM (RECHTERZIJDE) HOSE HOLDER END LID STAINLESS STEEL, DIAMETER 3X 160MM (RIGHT SIDE) SCHLAUCHHALTER ENDE DECKEL EDELSTAHL, DURCHMESSER 3X 160MM (RECHTE SEITE) PORTE-TUYAU COUVERCLE FIN ACIER INOX, DIAMÈTRE 3X 160 MM (CÔTÉ DROIT)
	A3J0000338	EINDSTUK SLANGKOKER 1 X DIAMETERMATER 160 MET DEUR RVS HOOGGLANS (ENKEL) END PIECE HOSE TUBE 1 X DIAMETER 160 WITH DOOR (SINGLE) ENDSTÜCK SCHLAUCH 1 X DURCHMESSER 160 MIT TÜR (EINZEL) TUYAU D'EXTRÉMITÉ 1 X DIAMÈTRE 160 AVEC PORTE (SIMPLE)
	A3J0000339	EINDSTUK SLANGKOKER 1 X DIAMETER 200 MET DEUR RVS HOOGGLANS END PIECE HOSE TUBE 1 X DIAMETER 200 WITH DOOR ENDSTÜCK SCHLAUCH 1 X DURCHMESSER 200 MIT TÜR TUYAU D'EXTRÉMITÉ 1 X DIAMÈTRE 200 AVEC PORTE
	A3J0000413	EINDSTUK SLANGKOKER 2 X D200 MET DEUR LINKS + RECHTS - RVS END PIECE HOSE TUBE 2 X D200 WITH DOOR LEFT+ RIGHT ENDSTÜCK SCHLAUCH 2 X D200 MIT TÜR LINKS+ RECHTS TUYAU D'EXTRÉMITÉ 2 X D200 AVEC PORTE GAUCHE + DROIT
	A3J0000427	EINDSTUK SLANGKOKER 2 X D160 MET DEUR RECHTS RVS HOOGGLANS END PIECE HOSE TUBE 2 X D160 WITH DOOR RIGHT ENDSTÜCK SCHLAUCH 2 X D160 MIT TÜR RECHTS TUYAU D'EXTRÉMITÉ 2 X D160 AVEC DROITE
	A3J0000428	EINDSTUK SLANGKOKER 2 X D160 MET DEUR LINKS END PIECE HOSE TUBE 2 X D160 WITH DOOR LEFT ENDSTÜCK SCHLAUCH 2 X D160 MIT TÜR LINKS TUYAU D'EXTRÉMITÉ 2 X D160 AVEC PAR GAUCHE

	Article	Description
	A3J0001223	<p>EINDSTUK SLANGKOKER 1X DIAMETER 200 (ZONDER DEUR) - RVS HOOGGLANS</p> <p>END PIECE HOSE TUBE 1XD200 (WITHOUT DOOR)</p> <p>ENDSTÜCK SCHLAUCH 1XD200 (OHNE TÜR)</p> <p>TUYAU D'EXTRÉMITÉ 1XD200 (SANS PORTE)</p>
	A3J0004065	<p>BEUGEL SLANGKOKER 2 X 200 MM - ALU</p> <p>BRACKET HOSE TUBE 2 X 200 MM</p> <p>HALTERUNG SCHLAUCH 2 X 200 MM</p> <p>SUPPORT TUYAU 2 X 200 MM</p>
	A3J0004069	<p>BEUGEL SLANGKOKER 2 X 160 MM - ALU</p> <p>BRACKET HOSE TUBE 2 X 160 MM</p> <p>HALTERUNG SCHLAUCH 2 X 160 MM</p> <p>SUPPORT TUYAU 2 X 160 MM</p>
	A3J0004147	<p>SLANGKOKER EINDKAP ALUMINIUM (2X DIA160)</p> <p>HOSE TUBE END CAP ALUMINIUM (2X DIA160)</p> <p>SCHLAUCH ABSCHLUSSKAPPE ALUMINIUM (2X DIA160)</p> <p>TUYAU BOUCHON D'EXTREMITÉ ALUMINIUM (2X DIA160)</p>
	A700000144	<p>EINDSTUK SLANGKOKER 1X DIAMETER 160 (ZONDER DEUR) - RVS HOOGGLANS</p> <p>END PIECE HOSE TUBE 1X DIAMETER 160 (WITHOUT DOOR)</p> <p>ENDSTÜCK SCHLAUCH 1X DURCHMESSER 160 (OHNE TÜR)</p> <p>TUYAU D'EXTRÉMITÉ 1X DIAMÈTRE 160 (SANS PORTE)</p>



	Article	Description
	2893L0136A	<p>VERBINDINGSST LEUNING ROESTVRIJSTAAL KLAPRELING ROESTVRIJSTAAL D24,5 X 100</p> <p>CONNECTING PIECE RAILING STAINLESS STEEL FOLDING RAIL STAINLESS STEEL D24.5 X 100</p> <p>VERBINDUNGSSTÜCK GELÄNDER EDELSTAHL FALTSCHIENE EDELSTAHL D24.5 X 100</p> <p>PIÈCE DE RACCORDEMENT RAIL PLIANT EN ACIER INOXYDABLE D24.5 X 100</p>
	2898L0047A	<p>STEUN KLAPRELING ROESTVRIJSTAAL Lengte: 1040</p> <p>BRACKET FOLDING RAIL STAINLESS STEEL Length: 1040</p> <p>AUFHÄNGUNG KLAPPBARE SCHIENE EDELSTAHL Länge: 1040mm</p> <p>SUPPORT RAIL PLIABLE ACIER INOXYDABLE Longueur: 1040</p>
	28A3L000020	<p>BEVESTIGING OOR KLAPRELING VARIA</p> <p>MOUNTING EAR VARIA FOLDING RAIL</p> <p>BEFESTIGUNGSÖSE VARIA FALTSCHIENE</p> <p>OEUILLLET DE MONTAGE VARIA RAIL PLIABLE</p>
	28A3L0001213	<p>LADDER 2525 TANK-BULK RVS</p> <p>LADDER STAINLESS STEEL 2525 TANK-BULK</p> <p>LEITER EDELSTAHL 2525 TANK-BULK</p> <p>ÉCHELLE EN ACIER INOXYDABLE 2525 CITERNE VRAC</p>
	28M0L0016A	<p>LOSSE TREDE VOOR TRAP LADDER</p> <p>LOOSE STEP FOR STAIR LADDER</p> <p>LOSER SCHRITT FÜR TREPPEN LEITER</p> <p>ÉTAPE LIBRE POUR L'ÉCHELLE D'ESCALIER</p>
	28M0L0072B	<p>VANGSTUK KLAPRELING</p> <p>FOLDING RAIL RECEIVER</p> <p>FALTSCHIENE RECEIVER</p> <p>RECEPTEUR DE RAIL PLIABLE</p>
	28M2L0434A	<p>BEDIENING KLAPRELING SLUITING LADDER</p> <p>FOLDING RAIL CLOSURE LADDER CONTROL</p> <p>FALTSCHIENE VERSCHLUSS LEITER KONTROLLE</p> <p>COMMANDE D'ÉCHELLE DE FERMETURE DE RAIL PLIABLE</p>

	Article	Description
	28M6L0125A	VOETSCHARNIERSTUK KLAPRELING FOOT HINGE PIECE FOLDING RAIL FUß-SCHARNIER STÜCK FALTSCHIENE RAIL DE PLIAGE DE PIÈCE A CHARNIÈRE A PIED
	38A3L0000947	BEVESTIGING BUISVANGER KLAPRELING TUBE RECEIVER ATTACHMENT FOLDING RAIL ROHREMPFÄNGER BEFESTIGUNG FALTSCHIENE RAIL PLIANT DE FIXATION DE RÉCEPTEUR DE TUBE
	38M1P0083A	HOUDER KUNSTOF MORSBAK DRUPPELSCHAAL PLASTIC CATCH-ALL DRIP TRAY HOLDER KUNSTSTOFF CATCH-ALL TROPFSCHALENHALTERUNG PORTE-PLATEAUDE RECUPERATION EN PLASTIQUE
	38M6L0087B	SCHARNIER EXTRUSIEPROFIEL KLAPRELING GEN.2003 EXTRUSION PROFILE FOLDING RAIL HINGE (GENERATION 2003) EXTRUSIONSPROFIL FALTSCHIENE SCHARNIER (GENERATION 2003) PROFIL D'EXTRUSION CHARNIÈRE DE RAIL PLIANTE (GENERATION 2003)
	53RNX022	BUISVANGER VOOR BUIS D32 (EPDM) TUBE RECEIVER FOR TUBE D32 (EPDM) SCHLAUCHEMPFAÑGER FÜR SCHLAUCH D32 (EPDM) TUBE RECEVEUR POUR TUBE D32 (EPDM)
	58A3L0000719	GLIJLAGER VOETSCHARNIER STIJL KLAPRELING SLIDE BEARING FOOT HINGE FOLDING RAIL STYLE GLEITLAGER FUßSCHARNIER FALTSCHIENE STIL PALIER GLISSANT CHARNIERE DE PIED RAIL PLIABLE
	58M1L0003B	KLAPRELING 24 X 20 FOLDING RAIL 24 X 20 FALTSCHIENE 24 X 20 RAIL PLIANT 24 X 20

	Article	Description
	67LAD022	<p>ALUMINIUM SCHUIFLADDER 2X2000; UITGESCH.=3250 NIVOO BREEDTE 330MM</p> <p>ALUMINIUM SLIDING LADDER 2X2000; EXTENDABLE =3500 LEVEL WIDTH 330MM</p> <p>ALUMINIUM SCHIEBELEITER 2X2000; AUSFAHRBAR =3500 LEVEL BREITE 330MM</p> <p>"ÉCHELLE COULISSANTE EN ALUMINIUM 2X2000, EXTENSIBLE = 3500 LARGEUR 330MM"</p>
	67LAD023	<p>ALUMINIUM SCHUIFLADDER 2X2250; UITGESCH.=3750 NIVEAU BREEDTE 330MM</p> <p>ALUMINIUM SLIDING LADDER 2X2000; EXTENDABLE =3500 LEVEL WIDTH 330MM</p> <p>ALUMINIUM SCHIEBELEITER 2X2000; AUSFAHRBAR =3500 LEVEL BREITE 330MM</p> <p>"ÉCHELLE COULISSANTE EN ALUMINIUM 2X2000, EXTENSIBLE = 3500 LARGEUR 330MM"</p>
	67LAD024	<p>ALU LADDER L=2000,BR=340, AFSTAND TREDES =250 (MET GUMMI STOP AAN EINDE)</p> <p>ALU LADDER L = 2000, BR = 340, DISTANCE TREADS = 250 (WITH GUMMY STOP AT END)</p> <p>ALU LEITER L = 2000, BR = 340, DISTANZ STUFEN = 250 (MIT GUMMIARTIGEM STOP AM ENDE)</p> <p>ÉCHELLE ALU L = 2000, BR = 340, BANDE DE ROULEMENT DISTANCE = 250 (AVEC ARRÊT GOMMEUX À LA FIN)</p>
	67LRT001	<p>LOOPROOSTER H=65,B=300,L=6000 ALMG3</p> <p>CATWALK GRATE (HEIGHT 65, WIDTH 300, LENGTH 6000) ALMG3</p> <p>LAUFSTEG GITTER (HÖHE 65, BREITE 300, LÄNGE 6000) ALMG3</p> <p>GRILLE DE PASSERELLE (HAUTEUR 65, LARGEUR 300, LONGUEUR 6000) ALMG3</p>
	67LRT004	<p>LOOPROOSTER HOOGTE=65, BREEDTE=400, LENGTE=6000 ALMG3</p> <p>CATWALK GRATE (HEIGHT 65, WIDTH 400, LENGTH 6000) ALMG3</p> <p>LAUFSTEG GITTER (HÖHE 65, BREITE 400, LÄNGE 6000) ALMG3</p> <p>GRILLE DE PASSERELLE (HAUTEUR 65, LARGEUR 400, LONGUEUR 6000) ALMG3</p>
	67LRT007	<p>RAUTENOLIVEN M.ANSENK BEVESTIGING VOOR LOOPROOSTER (PVC / M8)</p> <p>RAUTENOLIVEN M.ANSENK ATTACHMENT FOR CATWALK GRATE (PVC / M8)</p> <p>RAUTENOLIVEN M. ANSENK BEFESTIGUNG FÜR LAUFSTEG GITTER (PVC / M8)</p> <p>M.ANSENK FIXATION POUR GRILLE PASSERELLE (PVC / M8) ROUGE VERT</p>
	67LRT015	<p>STEUN LOOPROOSTER/KLAPRELING M6L0126A</p> <p>BRACKET CATWALK GRATE / FOLDING RAIL M6L0126A</p> <p>HALTERUNG LAUFSTEG GITTER / FALTSCHIENE M6L0126A</p> <p>SUPPORT GRILLE PASSERELLE / RAIL PLIABLE M6L0126A</p>

	Article	Description
	67LRT020	<p>SCHUIFRAILING VOOR OPSTAP, ROESTVRIJSTAAL LENGTE 920mm</p> <p>SLIDE RAILING, STAINLESS STEEL LENGTH 920</p> <p>SCHIEBEGELÄNDER, EDELSTAHL LÄNGE 920</p> <p>RAMPE COULISSANTE EN ACIER INOXYDABLE LONGUEUR 920</p>
	67LRT023	<p>LOOPROOSTER (H=65/121, B=400, L=6000, ALMG3) - MIT RANDLÖCHER</p> <p>CATWALK GRATE (H = 65/121, B = 400, L = 6000, ALMG3) - WITH RANDLÖCHER</p> <p>LAUFSTEG GITTER (H = 65/121, B = 400, L = 6000, ALMG3) - MIT RANDLÖCHERN</p> <p>GRILLE DE PASSERELLE (H = 65/121, B = 400, L = 6000, ALMG3) - AVEC RANDLÖCHER</p>
	67RLK013	<p>INBOUWSLOT ROL-EN SCHUIFLUIK</p> <p>BUILT-IN LOCK ROLLING AND SLIDING SHUTTER</p> <p>EINGEBAUTES SCHLOSS ROLLING UND SLIDING SHUTTER</p> <p>OBTURATEUR DE ROULEMENT ET DE COULISSEMENT INTÉGRÉ</p>
	84SLU118	<p>KLEPSLUITING (LENGTE 78 - BREEDTE 20) IN RVS / MOER M12</p> <p>VALVE CLOSURE (LENGTH 78-WIDTH 20) IN STAINLESS STEEL/NUT M12</p> <p>VENTILVERSCHLUSS (LÄNGE 78-BREITE 20) AUS ROSTFREIEM STAHL/MUTTER M12</p> <p>FERMETURE DE VANNE (LONGUEUR 78-LARGEUR 20) EN ACIER INOX/ÉCROU M12</p>
	A1L0000607	<p>KLEMBEUGEL VOOR BUIS HANDRAILING</p> <p>CLAMP BRACKET FOR HANDRAILING PIPE</p> <p>KLEMMHALTERUNG FÜR HANDLAUFROHR</p> <p>SUPPORT DE SERRAGE POUR TUYAU DE MAINTIEN</p>
	A1L0001067	<p>LADDER ALUMINIUM 7 TREDEN GESCHROEFD (BR300)</p> <p>LADDER ALUMINUM 7 STAIRS SCREWED (BR300)</p> <p>LEITER ALUMINIUM 7 TREPPEN GESCHRAUBT (BR300)</p> <p>ÉCHELLE EN ALUMINIUM 7 ESCALIERS À VIS (BR300)</p>
	A1L0001284	<p>LADDER</p> <p>LADDER</p> <p>LEITER</p> <p>ÉCHELLE</p>

	Article	Description
	A2L0004729	CONNECTION PLATE WALKWAY CONNECTION PLATE WALKWAY VERBINDUNGSPLATTE LAUFSTEG PIED DE RACCORDEMENT
	A2L0004878	MONTAGE PLAAT TRAPLADDER MOUNTING PLATE TRAPLADDER MONTAGEPLATTE TRAPLADDER TRAPLADDER DE PLAQUE DE MONTAGE
	A2L0005907	VERBINDINGSSTUK BUIS LOOPRELING CONNECTION PIECE TUBE WALKWAY RAILING VERBINDUNGSSTÜCK SCHLAUCH LAUFSTEGGELÄNDER TUBE DE RACCORDEMENT RAMBARDE DE PASSERELLE
	A3L0000281	STIJL KLAPRELING MIDDEN PILLAR FOLDING RAIL MIDDLE SÄULE FALTSCHIENE MITTE PILIER PLIANT RAIL MILIEU
	A3L0000918	KLAPLADDER RVS -L880 X B387 FOLDING LADDER STAINLESS STEEL -L880 X B387 FALTLEITER EDELSTAHL -L880 X B387 ÉCHELLE PLIABLE ACIER INOXYDABLE -L880 X B387
	A3L0001229	TRAP LADDER LINKS INCLUSIEF OPKLAP RELING ACHTER RVS - COMPLEET STAIR LADDER LEFT INCLUDING FOLDING RAILING REAR STAINLESS STEEL-COMLETE TREPPEN LEITER LINKS INKL. KLAP GELANDER HINTEN EDESTAHL- KOPLETTES SET ESCALIER À GAUCHE, Y COMPRIS BALUSTRADE PLIANTE ARRIÈRE EN ACIER INOXYDABLE-COMPLET
	A3L0002520	STIJL KLAPRELING LINKS PILLAR FOLDING RAIL LEFT SÄULE FALTSCHIENE LINKS PILIER RAIL PLIANT GAUCHE



	Article	Description
	2898L0035A	<p>TIR MONTAGE OOG / STEUN</p> <p>TIR MOUNTING EYE/BRACKET</p> <p>TIR MONTAGEÖSE/AUFHÄNGUNG</p> <p>ORIFICE DE MONTAGE TIR / SUPPORT</p>
	35FLE007	<p>LASFLENS 4K.130 N3V100</p> <p>welding flange 4K.130 N3V100</p> <p>Schweißflansch 4K.130 N3V100</p> <p>bride de soudure 4K.130 N3V100</p>
	35FLE024	<p>LASFLENS 4K. ALU 80/100, GAT 4X14 STC 4K 106</p> <p>WELDING FLANGE 4K. ALU 80/100, GAT 4X14 STC 4K 106</p> <p>SCHWEIßENDE FLÄCHE 4K. ALU 80/100, GAT 4X14 STC 4K 106</p> <p>BRIDE DE SOUDAGE 4K. ALU 80/100, GAT 4X14 STC 4K 106</p>
	38M1D0011A	<p>FLENS ALU GASRECUPERATIE (D174x D115x S150x 8x M10x16x24)</p> <p>FLANGE ALU GAS RECEPERATION (D174x D115x S150x 8x M10x16x24)</p> <p>FLANSCH-ALU-GASAUFNÄHME (D174x D115x S150x 8x M10x16x24)</p> <p>RECEPERATION DE GAZ DE BRIDE ALU (D174x D115x S150x 8x M10x16x24)</p>
	38M1P0050A	<p>BLINDFLENS 4" LEIDINGWERK</p> <p>BLIND FLANGE 4" PIPING</p> <p>BLIND FLANSCH 4" ROHRLEITUNG</p> <p>BRIDE AVEUGLE 4 "TUYAUTERIE</p>
	65CIL032	<p>DUBBELWERKENDE MINICILINDER ISO 6432 (STROKE 50MM)</p> <p>DOUBLE-WORKING MINICILINDER ISO 6432 (STROKE 50MM)</p> <p>DOPPEL-ARBEITSMINICILINDER ISO 6432 (HUB 50MM)</p> <p>MINICILINDRE DOUBLE TRAVAIL ISO 6432 (TEMPS 50MM)</p>
	65M32012	<p>3/2 KLEP, NOODSTOP-DRAAI G1/8 MET VERGREDELING</p> <p>3/2 VALVE, EMERGENCY STOP-TURN G1 / 8 WITH LOCKING</p> <p>3/2 VENTIL, NOT-HALT-TURN G1 / 8 MIT VERRIEGELUNG</p> <p>VANNE 3/2, ARRET D'URGENCE G1 / 8 AVEC VERROUILLAGE</p>

	Article	Description
	66ARD031	AARDINGSHASPEL (ATEX) KPE 8 M 1X3 MM2 PUR ZI GROUNDING REEL (ATEX) KPE 8 M 1X3 MM2 PUR ZI ERDUNGSSPULE (ATEX) KPE 8 M 1X3 MM2 PUR ZI BOBINE DE MISE À LA TERRE (ATEX) KPE 8 M 1X3 MM2 PUR ZI
	66SCO021	BLINDSTOP VOOR BORING IN HET DEKSEL END CAP FOR DRILLING IN THE LID ENDKAPPE FÜR DAS BOHREN IM DECKEL CAPUCHON FIN DE FORAGE DANS LE COUVERCLE
	66SCO030	BLINDSTOP M20X1,5 - POLYAMIDE EEX E II END CAP M20x1,5 - POLYAMIDE EEX E II ENDKAPPE M20x1,5 - POLYAMID EEX E II CAPUCHON FIN M20x1,5 - POLYAMIDE EEX E II
	67SLA001	CENTRALE STEUN NR 204-63163 ALUMINIUM GEPOLIJST CENTRAL BRACKET NR 204-63163 ALUMINIUM POLISHED CENTRAL HALTERUNG NR 204-63163 ALUMINIUM POLIERT SUPPORT CENTRAL NR 204-63163 ALUMINIUM POLI
	67SLA002	EINDSTUK, CENTRALE STEUN END PIECE, CENTRAL BRACKET ENDSTÜCK, ZENTRALE HALTERUNG PIÈCE D'EXTRÉMITÉ, SUPPORT CENTRAL
	72OGA024	FLOWCHECK 4" , GRAVITY FOR BELGIUM FLOW CHECK 4" , GRAVITY FOR BELGIUM DURCHFLUSSKONTROLLE 4" , GRAVITY FÜR BELGIEN FLOW CHECK 4" , GRAVITY FOR BELGIUM
	73BAP010	BODEMKLEP, PNE, PBVM 100/100 S FL 90/15P + ZEEF BOTTOM VALVE, PNE, PBVM 100/100 S FL 90 / 15P + SIEVE UNTENVENTIL, PNE, PBVM 100/100 S FL 90 / 15P + SIEVE SOUPAPE INFÉRIEURE PNE PBVM 100/100 S FL 90 / 15P + TAMIS

	Article	Description
	73BAP061	COMPACT GRADE PRODUCT INDICATOR (10 POS) COMPACT GRADE PRODUCT INDICATOR (10 POS) COMPACT GRADE PRODUKT INDIKATOR (10 POS) INDICATEUR DE PRODUIT COMPACT (10 POS)
	73FVL003	FILTER,ZUIGZEEF(VOOR TW 501) FILTER, SUCTION FILTER (FOR TW 501) FILTER, SAUGFILTER (FÜR TW 501) FILTRE D'ASPIRATION (POUR TW 501)
	73FVL009	POMPFILTER,PF 80/1A HAAR PUMP FILTER, PF 80 / 1A HAIR PUMPENFILTER PF 80 / 1A HAAR FILTRE DE POMPE, PF 80 / 1A CHEVEUX
	73FVL011	POMPFILTER, NW100 , 630µM ( FH 100 + FI 30) PUMP FILTER, NW100 , 630µM ( FH 100 + FI 30) PUMPENFILTER, NW100, 630 µM (FH 100 + FI 30) FILTRE DE POMPE, NW100, 630µM (FH 100 + FI 30)
	73LPC016	LOSBUIS DIA 25 MM , R2" UITW. DRAAD UNLOAD TUBE/PIPE - DIAMATER 25 MM, R2 OUTDOOR THREAD ENTLADEN SIE TUBE / PIPE - DURCHMESSER 25 MM, R2 AUSSENGEWINDE FIL EXTÉRIEUR DÉCHARGER TUBE / PIPE - DIAMATRE 25 MM, R2
	73LPC018	STANDPIJP ALUMINIUM 1 1/2" X 2" BSP STAND PIP ALUMINIUM 1 1/2" X 2" BSP STANDPIP ALUMINIUM 1 1/2" X 2" BSP SUPPORT PIP ALUMINIUM 1 1/2" X 2" BSP
	73LPC034	PISTOOL ELAFLEX 1", AUTOMATISCHE AFSLAG ( 5 BAR) PISTOL ELAFLEX 1 " , AUTOMATIC EXIT (5 BAR) PISTOLE ELAFLEX 1 " , AUTOMATISCHER AUSGANG (5 BAR) PISTOLET ELAFLEX 1 " , SORTIE AUTOMATIQUE (5 BAR)

	Article	Description
	73MGD219	MANGATDEKSEL ALUMINIUM - 3-AANSLUITINGEN MANHOLE LID ALUMINIUM-3-CONNECTORS SCHACHTDECKEL ALUMINIUM-3-STECKVERBINDER COUVERCLE D'ÉGOUT ALUMINIUM-3-CONNECTEURS
	73MGD227	MANGATDEKSEL 20" - EMCO WHEATON F0512536(RH) MANHOLE LID 20 "-EMCO WHEATON F0512536 (RH) SCHACHTDECKEL 20 "-EMCO WHEATON F0512536 (RH) COUVERCLE D'ÉGOUT 20 "-EMCO WHEATON F0512536 (RH)
	73MGD230	MANGATDEKSEL 20" (EN 13317 + EN 13314 – UITV. BELGIE) MANHOLE LID 20 "(EN 13317 + AND 13314 – UITV. BELGIUM SCHACHTDECKEL 20 "(EN 13317 + UND 13314 – UITV. BELGIEN COUVERCLE DE TROU D'HOMME 20 "(EN 13317 + ET 13314 – UITV. BELGIQUE
	73MGD374	MANGATDEKSEL 20" NORMEC 116090.106.1 MANHOLE LID 20 "NORMEC 116090.106.1 SCHACHTDECKEL 20 "NORMEC 116090.106.1 COUVERCLE DE TROU D'HOMME 20 "NORMEC 116090.106.1
	73PBK007	PNEUMATISCH DOORGANGSVENTIEL ,NW80, SENING DV 80-2 PNEUMATIC TRANSITION VALVE, NW80, SENING DV 80-2 PNEUMATISCHES ÜBERGANGSVENTIL, NW80, SENING DV 80-2 SOUPAPE DE TRANSITION PNEUMATIQUE, NW80, SENING DV 80-2
	73SHO014	PNEUMATISCHE SLANGHASPELREM PNEUMATIC HOSE REEL BRAKE PNEUMATISCHE SCHLAUCHHASPEL BREMSE SCHLAUCHHASPEL PNEUMATIQUES BREMA
	73SHO020	PNEUMATISCHE HASPELMOTOR - RECHTSLOPER - 2 ANSLUITINGEN PNEUMATIC ROLLER MOTOR - RIGHT TURNER - 2 ANNEYS PNEUMATISCHE ROLLENMOTOR - RECHTE DREHMASKE - 2 ANNEYS MOTEUR À ROULEAUX PNEUMATIQUE - TOURNEUR DROIT - 2 ANNEYS

	Article	Description
	73VLK037	VLINDERKLEP+KIJKGLAS + UITLAAT 3", SGAT100KL BUTTERFLY VALVE + VIEW GLASS + EXHAUST 3", SGAT100KL SCHMETTERLINGVENTIL + GLASANSICHT + AUSPUFF 3", SGAT100KL PAPILLON VALVE + VIEW GLASS + EXHAUST 3", SGAT100KL
	81ITG004	GLASWOL ISOVER PSI A1 D=50 EENZIJDE ALUMINIUM FOLIE GLASS WOOL ISOVER PSI A1 D=50 ONE-SIDED ALUMINIUM FOIL GLASWOLLE ISOVER PSI A1 D=50 EINSEITIG ALUMINIUM FOLIE LAINE DE VERRE ISOVER PSI A1 D = 50 FEUILLE D'ALUMINIUM À UNE FACE
	84ROL003	GELEIDINGSROL RVS DIA 30 X 805 (EL) CONDUCTANCE ROL - STAINLESS STEEL - DIAMATER 30 X 805 (EL) DURCHFÜHRUNGSROLLE - EDELSTAHL - DURCHMESSER 30 X 805 (EL) CONDUCTANCE ROL - ACIER INOXYDABLE - DIAMATRE 30 X 805 (EL)
	84ROL005	GELEIDINGSROL RVS DIA 30 X 705 (EL) CONDUCTANCE ROL - STAINLESS STEEL - DIAMATER 30 X 705 (EL) DURCHFÜHRUNGSROLLE - EDELSTAHL - DURCHMESSER 30 X 705 (EL) CONDUCTANCE ROL - ACIER INOXYDABLE - DIAMATRE 30 X 705 (EL)
	84ROL009	GELEIDINGSROL RVS DIA 30 X 200 (EL) CONDUCTANCE ROL - STAINLESS STEEL - DIAMATER 30 X 200 (EL) DURCHFÜHRUNGSROLLE - EDELSTAHL - DURCHMESSER 30 X 200 (EL) CONDUCTANCE ROL - ACIER INOXYDABLE - DIAMATRE 30 X 200 (EL)
	91MKR002	KNEVELMOER RVS - M20 - 1 ARM TOGGLE NUT STAINLESS STEEL - M20 - 1 ARM SCHALTER MUTTER EDELSTAHL - M20 - 1 ARM ECROU A BASCULE EN ACIER INOXYDABLE - M20 - 1 BRAS
	91OBR007	OOGBOUW RVS M24 X 150 X 115 EYE BOLT STAINLESS STEEL M24 X 150 X 115 RINGSCHRAUBE EDELSTAHL M24 X 150 X 115 BOULON A OEIL EN ACIER INOXYDABLE M24 X 150 X 115



	Article	Description
	91OBR011	PEN VOOR OOGBOUT M24 ROND RVS 22 X 60 MET GROEF PIN FOR EYE BOLT M24 ROUND STAINLESS STEEL 22 X 60 WITH GROOVE PIN FÜR RINGSCHRAUBE M24 RUND EDELSTAHL 22 X 60 MIT RILLE GOUPILLE POUR BOULON A EYE M24 ROND ACIER ACIER INOXYDABLE 22 X 60 AVEC RAINURE
	91OBR014	OOGBOUT A-M24 X 130X95K (DIN 444) EYE BOLT A-M24 X 130X95K (DIN 444) RINGSCHRAUBE A-M24 X 130X95K (DIN 444) BOULON A OEIL A-M24 X 130X95K (DIN 444)
	91STR001	STELSCHROEF, BIN ZESK + AFSCH, DIN 913, M8X10 VOOR OOGBOUT SETTING SCREW, BIN ZESK + AFSCH, DIN 913, M8X10 FOR EYE BOLT EINSTELLSCHRAUBE, BIN ZESK + AFSCH, DIN 913, M8X10 FÜR RINGSCHRAUBE VIS DE REGLAGE, BAC ZESK + AFSCH, DIN 913, M8X10 POUR BOULON A OEIL
	A1P0000333	FLENS ONTLUCHTING SENING -ALU; DIA 90 X 35 FLANGE BLEEDING SENING -ALU; DIAMATER 90 X 35 FLANSCHBLUTEN-SENING -ALU; DURCHMESSER 90 X 35 SENING DE SAIGNEMENT DE PLANCHER - ALU; DIAMATRE 90 X 35

	Article	Description
	73BAH024	NOODSTOP HYDRAULISCH - HY FN 2A EMERGENCY STOP HYDRAULIC - HY FN 2A NOT-HALT-HYDRAULIK - HY FN 2A ARRÊT D'URGENCE HYDRAULIQUE - HY FN 2A
	73HBK004	STUURKRAAN VOOR OMKEERBARE AANDRIJVING STEERING VALVE FOR REVERSIBLE DRIVE LENKVENTIL FÜR UMKEHR ANTRIEB SOUPAPE DE DIRECTION POUR ENTRAÎNEMENT RÉVERSIBLE
	73HVR019	HYDRAULISCH BLOKKEER / KIPVENTIEL 150 BAR HYVA HYDRAULIC BLOCKER / TANKER VALVE 150 BAR HYVA HYDRAULISCHER BSCLOSSER/TANKER VENTIL 150 BAR HYVA BLOQUEUR HYDRAULIQUE / VANNE DE RESERVOIR 150 BAR HYVA
	73HVR024	HYDRAULISCH OVERDRUKVENTIEL (300E V18/20/ VLSHR M18X1,5) HYDRAULIC OVERPRESSURE VALVE (300E V18 / 20 / VLSHR M18X1,5) HYDRAULISCHES ÜBERDRUCKVENTIL (300E V18 / 20 / VLSHR M18X1,5) SOUPAPE HYDRAULIQUE DE SURPRESSION (300E V18 / 20 / VLSHR M18X1,5)
	73HVR052	STUURKRAAN WALVOIL SD-18/1-P(KG3-120)/18PL CONTROL TAP WALVOIL SD-18/1-P(KG3-120)/18PL KONTROLLHAHN WALVOIL SD-18/1-P(KG3-120)/18PL ROBINET DE CONTRÔLE WALVOIL SD-18/1-P (KG3-120) / 18PL
	73HVR061	TERUGSLAGVENTIEL HYDRAULISCH , 1/2" RETURN VALVE HYDRAULIC, 1/2" RÜCKWÄRTSVENTIL HYDRAULISCH, 1/2" SOUPAPE DE RETOUR HYDRAULIQUE 1/2"
	73HVR082	HYDRAULISCH STUURVENTIEL POMP HYDRAULIC STEERING VALVE PUMP HYDRAULISCHE LENKVENTILPUMPE POMPE DE SOUPAPE DE DIRECTION HYDRAULIQUE

	Article	Description
	73KKR024	KOGELKRAAN MET HENDEL, NW20, G 3/4", P=400BAR BALL VALVE WITH HANDLE, NW20, G 3/4", P=400BAR KUGELVENTIL MIT GRIFF, NW20, G 3/4", P=400BAR VANNE À BOULE AVEC POIGNEE, NW20, G 3/4 ", P = 400BAR
	73ORO002	PEILSTOK OLIERESERVOIR - ( L = 65 ) LEVELLING STICK OIL TANK - ( L = 65 ) FÜLLSTANGENÖLTANK - ( L = 65 ) RÉSERVOIR D'HUILE DE BATON DE NIVELLEMENT - ( L = 65 )
	73ORV004	VULDOP-ONTLUCHTING (HOOGTE 72 / DIAMETER 101) FILL CAP-VENTILATION (HEIGHT 72 / DIAMETER 101) FÜLLKAPPE-BELÜFTUNG (HÖHE 72 / DURCHMESSER 101) COUVERCLE DE REMPLISSAGE A VENTILATION (HAUTEUR 72 / DIAMÈTRE 101)
	73ORV016	OLIERESERVOIR HYVA CM-110/93 MP-RF OIL RESERVOIR HYVA CM-110/93 MP-RF ÖLBEHÄLTER HYVA CM-110/93 MP-RF RÉSERVOIR D'HUILE HYVA CM-110/93 MP-RF
	74IKD022	INSTEEKEENHEID DRM 15X1,5 M22X1,5 INSERTION UNIT DRM 15X1,5 M22X1,5 EINFÜHREINHEIT DRM 15X1,5 M22X1,5 UNITÉ D'INSERTION DRM 15X1,5 M22X1,5
	74KPD001	DROGE SCHROEFKOPPELING MANNELIJK 1"K EDBRO DRY SCREW COUPLING MALE 1"K EDBRO TROCKEN SCHRAUBKUPPLUNG MÄNNLICH 1"K EDBRO RACCORD A VIS SEC MALE 1 "K EDBRO

	Article	Description
	97KLE053	PET LAG - DONKERBLAUW CAP LAG - DARK BLUE KAPPE LAG - DUNKELBLAU CASQUETTE LAG - BLEU FONCÉ
	98BUR182	AKTETAS LAG - TYPE 149 ZWART BRIEFCASE LAG - TYPE 149 BLACK AKTENKOFFER LAG - TYP 149 SCHWARZ MALLETTTE LAG - TYPE 149 NOIR
	98BUR358	PARAPLU MET STORMBEVEILIGING EN LAG LOGO UMBRELLA WITH STORM PROTECTION AND LAG LOGO REGENSCHIRM MIT STURM SCHUTZ MIT LAG LOGO PARAPLUIE AVEC LA PROTECTION D'ORAGE ET LE LOGO LAG
	98BUR359	SCHAALMODEL TRUCK MET LAG TANKOPLEGGER ( -LIMITED EDITION- ) SCALE MODEL TRUCK WITH LAG TANK TRAILER (-LIMITED EDITION-) SCALE MODELL TRUCK MIT LAG TANK TRAILER (-LIMITED EDITION-) CAMION DE MODÈLE D'ÉCHELLE AVEC LA REMORQUE DE RÉSERVOIR DE DÉCALAGE (-ÉDITION LIMITÉE-)
	98BUR360	BODYWARMER BLAUW MET LAG-LOGO BODY WARMER BLUE WITH LAG LOGO KÖRPER WÄRMER BLAU MIT LAG LOGO BLEU DE CORPS PLUS CHAUD AVEC LE LAG LOGO
	98BUR361	CALCULATOR MET LAG-LOGO CALCULATOR WITH LAG LOGO TASCHENRECHNER MIT LAG LOGO CALCULATRICE AVEC LE LOGO LAG
	98BUR364	BUSINESS SET- VISTEKARTHOUDER / LUXE PEN / SLEUTELHANGER BUSINESS SET - BUSINESSCARD HOLDER/LUXURY PEN/KEYCHAIN BUSINESS SET-VISITENKARTENHALTER/DELUXE PEN/KEYCHAIN ENSEMBLE D'AFFAIRES-BUSINESSCARD HOLDER/STYLO DE LUXE/KEYCHAIN

Order by Phone 0032-(0)-89469133  
Order by Fax 0032-(0)-89469130  
Order by E-mail Spareparts@lagservice.eu

Company stamp / Details

Article	Quantity	Description	Remarks
1.			
2.			
3.			
4.			
5.			
6.			
7.			
8.			
9.			
10.			

Opmerkingen





## Reliable, no matter where

All brands marks images and associated copyright and other intellectual property (including Part Numbers where relevant) are owned by LAG trailers, or the respective producers, owners, or distributors of other makes. No rights or licences are granted to any third party without the express prior written agreement of the owner. Any third party supplier/manufacture Part Numbers are displayed for comparative purposes only, and are not a statement of origin or manufacture of the product available. This catalogue replaces all previous versions. In kind of mistakes and to be sure for the latest information always ask LAG for the latest version of this catalog. Every effort is made to ensure accuracy but LAG is not liable for any errors or omissions. Inclusion of any product or service is not an offer capable of acceptance, and any orders must be placed and accepted by LAG or any selling dealer on their standard terms of sale. LAG standard terms of sale apply to any use of or enquiry relating to this catalogue/on line publication, and are available on [www.lag.be](http://www.lag.be) or [www.lagservice.eu](http://www.lagservice.eu) or your local LAG Dealer. Images are for illustrative purposes only and products available or supplied may vary in finish or other detail without affecting functionality. Sales are subject to the warranty and limitations applying to the product and relevant manufacturer/supplier. All products are subject to availability and the prevailing price at time of binding order.

**BELGIUM**

**LAG trailers N.V. - Bree**

Kanaallaan 54 | 3960 Bree  
spareparts@lagservice.eu  
+32 (0) 89 46 91 33

**The Netherlands**

**Burg Trailer Service - Pijnacker**

Katwijkerlaan 75 | 2641PD Pijnacker  
magazijn@burgtrailerservice.nl  
+31 (0)15 361 5410

**Poland**

**LAG Service Poland - Poznan**

Rabowicka 9 | 62-020 Jasin  
marcin.labanowicz@lagservice.eu  
+48 61 65 15 930

**Poland**

**LAG Service Poland - Katowice**

ul. Z. Nałkowskiej 32 | 41-922 Radzionków  
jaroslaw.rojek@lagservice.eu  
+48 601 861 808