

ELAGF

Spare parts catalog

Tankwagens



Reliable,
no matter
where.

CIMC | VEHICLES

The LAG Spare Parts catalog is a comprehensive range of all-make trailer parts and workshop consumables. Developed by LAG trailers NV, it's available through the European LAG dealer network.

LAG offers an extensive range of parts for all their build trailers but also for all other trailer brands, and a market-leading selection of consumables. All products are OE and OE quality ensuring the best for your vehicle. The entire range of LAG products can be found and easily identified in our quick reference catalogues.

By offering a comprehensive range in one place means you can reduce your supplier base and associated costs. After all different suppliers mean different admin systems – which means extra cost and hassle for you.

Once you have identified the part(s) you require, simply call, email or visit your local LAG dealer. You'll find your local branch on the following pages or on our website. Each has a broad range of parts and consumables in stock, and any not immediately available will, in the vast majority of cases, be available through the LAG parts express delivery system.

We choose only products that meet our stringent standards of both quality and durability, and back them all with standard LAG warranty terms and conditions.

Whether you carry out your own fleet maintenance, or it's conducted by your local LAG dealer, the LAG program can save you time and money, maximizing the uptime of your fleet whilst reducing the overall cost of your operation. The range is constantly being expanded, so you will always find what you need.

LAG spare-parts catalog is just one of the programs that LAG offer to support your business. Your local dealer is your one-stop partner for your transport solutions. Under one roof you will find professionals who can help you.

LAG Reliable, no matter where


Table Of Contents

Spare Parts Catalog	1
ACCESSOIRES	2
CHASSIS PARTS	13
MUDGUARD & SUPPORT	28
BODYWORK PARTS	31
AIR & PNEUMATIC BRAKE & SUSPENSION PARTS	40
ELECTRIC - GENERAL	45
ELECTRIC - LIGHTNING	55
AIR (PRESSURE) PARTS - CHASSIS UPPER / BODY	65
GASKETS & SEALS	75
COUPLING & VALVES - GENERAL	80
COUPLING - STORZ	92
COUPLING - GUILLIMIN	93
COUPLING - TW	95
HOSE TUBE & BRACKET PARTS	99
HANDRAIL / LADDER / WALKWAY	105
TANK PARTS	113
HYDRAULIC PARTS	119
UNIQUE LAG MERCHANDISING	120

	Article	Description
	28S2J8601A	<p>AARDINGSHASPEL RVS - 15 METER</p> <p>GROUNDING REEL STAINLESS STEEL - 15 METRES</p> <p>ERDUNGSROLLE EDELSTAHL - 15 METER</p> <p>ENROULEUR DE MISE À LA TERRE ACIER INOXYDABLE - 15 MÈTRES</p>
	59OLE001	<p>DRUPPELSCHAAL LEKBAKJE - 226X207X80 (polyamide 25 liter)</p> <p>DRIP TRAY LEAK BIN - 226X207X80 (polyamide 25 LITER)</p> <p>TROPFSCHALE LECKEIMER - 226X207X80 (polyamide 25 LITER)</p> <p>BAC DE RECUPERATION POUR BAC À GOUTTES - 226X207X80 (polyamide 25 LITRES)</p>
	61DIV015	<p>WIELMOERDOP RADOLID MET LAG-LOGO KSW32-2-G65 CHROME</p> <p>WHEEL NUT CAP RADOLID WITH LAG-LOGO KSW32-2-G65 CHROME</p> <p>RADMUTTER KAPPE RADOLID MIT LAG-LOGO KSW32-2-G65 CHROM</p> <p>BOUCHON ECROU DE ROUE RADOLIDE AVEC LOGO LAG KSW32-2-G65 CHROME</p>
	61DIV016	<p>WIELMOERDOP RADOLID MET LAG-LOGO KSW32-2-G43 CHROME</p> <p>WHEEL NUT CAP RADOLID WITH LAG-LOGO KSW32-2-G43 CHROME</p> <p>RADMUTTER KAPPE RADOLID MIT LAG-LOGO KSW32-2-G43 CHROM</p> <p>BOUCHON ECROU DE ROUE RADOLIDE AVEC LOGO LAG KSW32-2-G43 CHROME</p>
	61DIV018	<p>WIELMOERDOP CHROME - MET LAG LOGO KSW32-2-G38/H10</p> <p>WHEEL NUT CAP CHROME - WITH LAG LOGO KSW32-2-G38/H10</p> <p>RADMUTTER KAPPE CHROM - MIT LAG LOGO KSW32-2-G38/H10</p> <p>BOUCHON ECROU DE ROUE CHROME - AVEC LOGO LAG KSW32-2-G38 / H10</p>
	63KPO006	DIEFSTALZEKERING KOPPELPEN / KINGPEN SLOT 2"
	63SDI001	<p>ONDERLEGPLAAT STEUNVOET KUNSTSTOF 20TON (400X400X60 MM)</p> <p>RINGS PLATE SUPPORT BASIC PLASTIC 20TON (400X400X60 MM)</p> <p>RINGE PLATTEN STÜTZE BASIC PLASTIC 20TON (400X400X60 MM)</p> <p>BAGUES SUPPORT PLAQUE DE BASE EN PLASTIQUE 20TON (400X400X60 MM)</p>








	Article	Description
	65BDB022	OPTITIRE ECU AANHANGER ECU OPTITIRE ECU OPTITIRE ECU OPTITIRE
	65BDB024	OPTITIRE ADAPTERKABEL CABLE KABEL CÂBLE
	65RAB127	SPIRAALKABEL MET 5 POLEN 12V SPIRAL CABLE WITH 5 POLES 12V SPIRAL KABEL MIT 5-POLIGEM 12V CÂBLE SPIRALÉ AVEC 5 PÔLES 12V
	66ARD006	AARDINGSPEN DIAMETER 12 X 70 GROUNDING PIN DIAMETER 12 X 70 ERDUNGSANSCHLUSS DURCHMESSER 12 X 70 DIAMÈTRE DE GOUPILLE DE MISE À LA TERRE 12 X 70
	66ARD009	AARDKABELHASPEL INCL. KLEM MET OPSPOELREM (15 METER) GROUNDING CABLE REEL INCL. CLAMP WITH SPOOLER BRAKE (15 METRES) ERDUNGSKABEL REEL INKL. KLEMME MIT SPOOLER-BREMSE (15 METER) BOBINE DE CÂBLE DE MISE À LA TERRE INCL. PINCE AVEC FREIN SPOOLER (15 MÈTRES)
	66KAA008	KROKODILKLEM BRONS 200 AMP VOOR AARDINGSHASPEL , ZWART CROCODILE CLAMP BRONZE 200 AMP FOR GROUNDING REEL, BLACK KROKODILKLEMME BRONZE 200 AMP FÜR ERDUNGSSPULE, SCHWARZ PINCE A CROCODILE BRONZE 200 AMP POUR MOULINET DE MISE A LA TERRE, NOIR
	66STC081	ADAPTERBLOK 15 POLIG NAAR 2X7 POLIG ADAPTER BLOCK 15 PIN TO 2X7 PIN ADAPTER-BSCHLOSS 15 PIN TO 2X7 PIN BLOC ADAPTATEUR 15 BROCHES A 2X7 BROCHES

	Article	Description
	66VZC001	ZWAAILAMP (HALOGEEN) 2RL 008061-111 BEACON (HALOGEN) 2RL 008061-111 WARNSCHILDAL (HALOGEN) 2RL 008061-111 PHARE (HALOGEN) 2RL 008061-111
	67ADR015	ADR INOX CIJFERSET 39-DELIG (INCL. ETUI 135X93,5) ADR INOX FIGURE SET 39-PIECE (INCL. ETUI 135X93.5) ADR INOX FIGUR SET 39-TEILE (INKL. ETUI 135X93.5) ADR INOX FIGURE ENSEMBLE 39 PIECES (Y COMPRIS ETUI 135X93.5)
	67ADR020	ADR INOX BORD, MAZON 35100.00 MET MONTAGEPLAAT ADR INOX SIGN, MAZON 35100.00 WITH MOUNTING PLATE ADR INOX SCHILD, MAZON 35100.00 MIT MONTAGEPLATTE SIGNAUX ADR INOX MAZON 35100.00 AVEC PLAQUE DE MONTAGE
	67ADR021	GEVARENETIKET, KLASSE 3 EN 5.1, ALU DR, DUBZIJDIG (300X300X2MM) HAZARD LABEL, CLASS 3 AND 5.1, ALUMINIUM DOUBLE-SIDED (300X300X2MM) GEFAHRENKENNZEICHNUNG, KLASSE 3 UND 5.1, ALUMINIUM DOPPELSEITIG (300X300X2MM) ÉTIQUETTE DE DANGER, CLASSE 3 ET 5.1, ALUMINIUM DOUBLE FACE (300X300X2MM)
	67ADR023	GEVAREN ETIKET, KLASSE 3, ALUMINIUM DR, ENKZ (300X300X2MM) HAZARD LABEL, CLASS 3, ALUMINIUM, SINGLE-SIDED (300X300X2MM) GEFAHRENKENNZEICHNUNG, KLASSE 3, ALUMINIUM, EINSEITIG (300X300X2MM) ÉTIQUETTE DE DANGER, CLASSE 3, ALUMINIUM, SIMPLE (300X300X2MM)
	67ADR024	GEVARENETIKET, KLASSE 4.1, ALUMINIUM DR, ENKZIJDIG (300X300X2MM) HAZARD LABEL, CLASS 4.1, ALUMINIUM, SINGLE-SIDED (300X300X2MM) GEFAHRENKENNZEICHNUNG, KLASSE 4.1, ALUMINIUM, EINSEITIG (300X300X2MM) ÉTIQUETTE DE DANGER, CLASSE 4.1, ALUMINIUM, SIMPLE (300X300X2MM)
	67ADR027	GEVARENETIKET, KLASSE 8, ALUMINIUM DR, ENKZIJDIG (300X300X2MM) HAZARD LABEL, CLASS 8, ALUMINIUM, SINGLE-SIDED (300X300X2MM) GEFAHRENKENNZEICHNUNG, KLASSE 8, ALUMINIUM, EINSEITIG (300X300X2MM) ÉTIQUETTE DE DANGER, CLASSE 8, ALUMINIUM, SIMPLE (300X300X2MM)

	Article	Description
	67ADR028	<p>GEVARENETIKET, KLASSE 9, ALUMINIUM DR, ENKZIJDIG (300X300X2MM)</p> <p>HAZARD LABEL, CLASS 9, ALUMINIUM, SINGLE-SIDED (300X300X2MM)</p> <p>GEFAHRENKENNZEICHNUNG, KLASSE 9, ALUMINIUM, EINSEITIG (300X300X2MM)</p> <p>ÉTIQUETTE DE DANGER, CLASSE 9, ALUMINIUM, SIMPLE (300X300X2MM)</p>
	67ADR032	<p>ADR-BORD ORANJE - KLAPBAAR (ALUMINIUM ZWARTE RAND)</p> <p>ADR-SIGN ORANGE - FOLDING (ALUMINIUM BLACK EDGE)</p> <p>ADR-SCHILD ORANGE - FALTBAR (ALUMINIUM SCHWARZ UMRANDET)</p> <p>SIGNAUX ADR ORANGE - PLIANT (ALUMINIUM BORD NOIR)</p>
	67ADR042	<p>A-BORD KLAPBAAR, WIT MET ZWARTE A - BENDER</p> <p>A-SIGN FOLDING, WHITE WITH BLACK BACKGROUND - BENDER</p> <p>A-SCHILD FALTBAR, WEIß MIT SCHWARZEM HINTERGRUND - BENDER</p> <p>SIGNE A PLIANT, BLANC AVEC FOND NOIR - BENDER</p>
	67ADR056	<p>GEVARENSTICKER, KLASSE 3, ALUMINIUM DR, KLAPBORD (300x300x1mm)</p> <p>HAZARD STICKER, CLASS 3, ALUMINIUM, FOLDING SIGN (300x300x1mm)</p> <p>GEFAHRENAUFKLEBER, KLASSE 3, ALUMINIUM, FALTNARES SCHILD (300x300x1mm)</p> <p>AUTOCOLLANT DE DANGER, CLASSE 3, ALUMINIUM, SIGNE PLIANT (300x300x1mm)</p>
	67ADR080	<p>SLEDE GEVARENETIKET ADR UNIV.ROESTVRIJSTAAL -VERDR.CLIP (300X300X0,8MM)</p> <p>CARRIAGE HAZARD LABEL ADR UNIV. STAINLESS STEEL -VERDR.CLIP (300X300X0,8MM)</p> <p>WAGEN GEFAHRENKENNZEICHNUNG ADR UNIV. EDELSTAHL -VERDR.CLIP (300X300X0,8MM)</p> <p>ÉTIQUETTE DE DANGER DE TRANSPORT ADR UNIV. ACIER INOXYDABLE - VERDR.CLIP (300X300X0,8MM)</p>
	67ADR094	<p>GEV.ETIKET, MILIEUGEVAARLIJK,300X300X2,ZW/WIT</p> <p>HAZARD LABEL, ENVIRONMENTAL HAZARD, 300X300X2, BLACK/WHITE</p> <p>GEFAHRENKENNZEICHNUNG, UMWELTGEFÄHRDUNG, 300X300X2, SCHWARZ/WEIß</p> <p>ÉTIQUETTE DE DANGER, DANGER POUR L'ENVIRONNEMENT, 300X300X2, NOIR / BLANC</p>
	67ADR129	<p>ADR GEVARENORBDBOX, OPVOUWBAAR ALUMINIUM (KLASSE: 3 / 4.1 / 5.1 / 6.1 / 8 / 9 / VIS)</p> <p>ADR HAZARD SIGN BOX, FOLDING ALUMINIUM (CLASS: 3 / 4.1 / 5.1 / 6.1 / 8/9 / VIS)</p> <p>ADR GEFAHRENSYMBOL BOX, FALTBAR ALUMINIUM (KLASSE: 3 / 4.1 / 5.1 / 6.1 / 8/9 / VIS)</p> <p>BOÎTE DE SIGNALISATION DE DANGER ADR, ALUMINIUM PLIANT (CLASSE: 3 / 4.1 / 5.1 / 6.1 / 8/9 / VIS)</p>


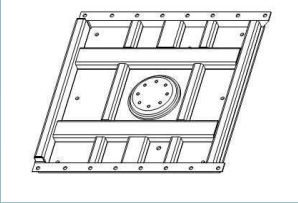
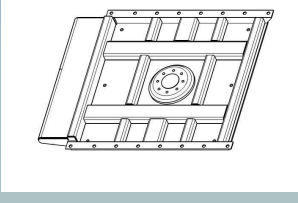


	Article	Description
	67ADR130	<p>ADR GEVARENBOORDBOX, OPVOUWBAAR, ALUMINIUM (KLASSE: 3 / 4.1 / 5.1 / 6.1 / 8 / 9 / TEMPERA)</p> <p>ADR HAZARD BOARD BOX, FOLDABLE, ALUMINUM (CLASS: 3/4.1/5.1/6.1/8/9/TEMPERA)</p> <p>ADR HAZARD BOARD BOX, FALTBAR, ALUMINIUM (KLASSE: 3/4.1/5.1/6.1/8/9/TEMPERA)</p> <p>BOÎTE DE CARTON DE HASARD D'ADR, PLIABLE, ALUMINIUM (CLASSE: 3/4.1/5.1/6.1/8/9/TEMPERA)</p>
	67BRB008	<p>BRANDBLUSSEUR, RONAC RK38BC, 21B, GOEDGEKEURD, 3 KG+STEUN</p> <p>FIRE EXTINGUISHER, RONAC RK38BC, 21B, APPROVED, 3 KG + BRACKET</p> <p>FEUERLÖSCHER, RONAC RK38BC, 21B, GENEHMIGT, 3 KG + HALTERUNG</p> <p>EXTINCTEUR, RONAC RK38BC, 21B, APPROUVÉ, 3 KG + SUPPORT</p>
	67BRB029	<p>BRANDBLUSSEUR KOFFER , FICHET, DIA MAX.200, MAX.H=620</p> <p>FIRE EXTINGUISHER CASE, FICHET, DIAMETER MAX.200, MAX. H = 620</p> <p>FEUERLÖSCHER CASE, FICHET, DURCHMESSER MAX.200, MAX. H = 620</p> <p>BOITIER D'EXTINCTEUR, FICHET, DIAMÈTRE MAX.200, MAX. H = 620</p>
	67BRB034	<p>BRANDBLUSSEUR, GLORIA PD12GA,12 KG, ABC, DENEMARK</p> <p>FIRE EXTINGUISHER, GLORIA PD12GA, 12 KG, ABC, DENMARK</p> <p>FEUERLÖSCHER, GLORIA PD12GA, 12 KG, ABC, DÄNEMARK</p> <p>EXTINCTEUR, GLORIA PD12GA, 12 KG, ABC, DANEMARK</p>
	67BRB040	<p>BRANDBLUSSEUR, GLORIA PSE9GA, 9 KG, ABC, DUITSLAND</p> <p>FIRE EXTINGUISHER, GLORIA PSE9GA, 9 KG, ABC, GERMANY</p> <p>FEUERLÖSCHER, GLORIA PSE9GA, 9 KG, ABC, DEUTSCHLAND</p> <p>EXTINCTEUR, GLORIA PSE9GA, 9 KG, ABC, ALLEMAGNE</p>
	67BRB049	<p>BRANDBLUSSEUR, GLORIA PD6GX, 6 KG, ABC, POLEN</p> <p>FIRE EXTINGUISHER, GLORIA PD6GX, 6 KG, ABC, POLAND</p> <p>FEUERLÖSCHER, GLORIA PD6GX, 6 KG, ABC, POLEN</p> <p>EXTINCTEUR, GLORIA PD6GX, 6 KG, ABC, POLOGNE</p>
	67BRB050	<p>BRANDBLUSSEUR, SAVAL G9C,9 KG, ABC , (BELGIE TOELATING)</p> <p>FIRE EXTINGUISHER, SAVAL G9C, 9 KG, ABC, (BELGIUM PERMITTED)</p> <p>FEUERLÖSCHER, SAVAL G9C, 9 KG, ABC, (IN BELGIEN ZUGELASSEN)</p> <p>EXTINCTEUR, SAVAL G9C, 9 KG, ABC, (SELON LOI BELGE)</p>

	Article	Description
	67DOK001	<p>DOCUMENTHOUDER, DIA=75MM, L=350, GRIJS (ONBRANDBAAR EN WATERDICHT)</p> <p>DOCUMENT HOLDER, DIAMETER 75MM / LENGTH 350, GREY (NON-FLAMMABLE AND WATERPROOF)</p> <p>DOKUMENTENHALTER, DURCHMESSER 75MM / LÄNGE 350, GRAU (NICHT BRENNBAR UND WASSERDICHT)</p> <p>PORTE-DOCUMENTS, DIAMÈTRE 75MM / LONGUEUR 350, GRIS (ININFLAMMABLE ET IMPERMÉABLE)</p>
	67DOK002	<p>DOCUMENTHOUDER, WATERDICHT MET KETTING EN BRANDVRIJ (DIAMETER=100MM, LENGTE =350, GRIJS, ADR)</p> <p>DOCUMENT HOLDER, WATERPROOF WITH CHAIN AND NON-FLAMMABLE (DIAMETER = 100MM, LENGTH = 350, GREY, ADR)</p> <p>DOKUMENTENHALTER, WASSERDICHT MIT KETTE UND NICHT BRENNBAR (DURCHMESSER = 100MM, LÄNGE = 350, GRAU, ADR)</p> <p>PORTE-DOCUMENTS, IMPERMÉABLE AVEC CHAÎNE ET ININFLAMMABLE (DIAMÈTRE = 100MM, LONGUEUR = 350, GRIS, ADR)</p>
	67DOK003	<p>DOCUMENTHOUDER, DIAMETER=125MM, L=345, ZWART MET KETTING</p> <p>DOCUMENT HOLDER, DIAMETER = 125MM, LENGTH = 345, BLACK WITH CHAIN</p> <p>DOKUMENTENHALTER, DURCHMESSER = 125MM, LÄNGE = 345, SCHWARZ MIT KETTE</p> <p>PORTE-DOCUMENTS, DIAMETRE = 125MM, LONGUEUR = 345, NOIR AVEC CHAÎNE</p>
	67DOK004	<p>DOCUMENTKOFFER, FICHET, TYPE RIMBOX 300</p> <p>DOCUMENT CASE, FICHET, RIM BOX TYPE 300</p> <p>DOKUMENTENTASCHE, FICHET, FELGE BOX TYP 300</p> <p>DOCUMENT CASE, FICHET, RIM BOX TYPE 300</p>
	67GRK061	<p>WATERTANK ZWART 30LTR [B.350 X H.360 X D430]</p> <p>WATER TANK BLACK 30 LITER (B.350 X H.360 X D.430)</p> <p>WASSERTANK SCHWARZ 30 LITER (B.350 X H.360 X D.430)</p> <p>RÉSERVOIR D'EAU NOIR 30 LITRE (B.350 X H.360 X D.430)</p>
	67MKB016	<p>SET MARKERINGSSTICKER, GETROKKEN VOERTUIG, ECE70 (566X197MM)</p> <p>MARKING STICKER SET, TOWED VEHICLE, ECE70 (566X197MM)</p> <p>KENNZEICHNUNGS-AUFKLEBER SET, ABGESCHLEPPTES FAHRZEUG, ECE70 (566X197MM)</p> <p>ENSEMBLE AUTOCOLLANT DE MARQUAGE, VÉHICULE REMORQUÉ, ECE70 (566X197MM)</p>
	67MKB039	<p>1 STUK MARKERINGSBORD, GETROKK.VOERT, 566X197</p> <p>1 PIECE MARKING SIGN, TOWED VEHICLE, 566X197</p> <p>1 KENNZEICHNUNGS-SCHILD, ABGESCHLEPPTES FAHRZEUG, 566X197</p> <p>SIGNE DE MARQUAGE 1 PIÈCE, VÉHICULE REMORQUÉ, 566X197</p>

	Article	Description
	67STI024	<p>STICKER AARDING - DRIEHOEKIG, GEEL-ZWART</p> <p>STICKER GROUNDING - TRIANGULAR, YELLOW-BLACK</p> <p>AUFKLEBER ERDUNG - DREIECKIG, GELB-SCHWARZ</p> <p>AUTOCOLLANT MISE À LA TERRE - TRIANGULAIRE, JAUNE-NOIR</p>
	67STI416	<p>MARKERINGSBAND 3M SCOTCHLITE WIT</p> <p>MARKER BAND 3M SCOTCHLITE WHITE</p> <p>MARKER BAND 3M SCOTCHLITE WEIß</p> <p>BANDE DE MARQUEUR 3M SCOTCHLITEMC BLANC</p>
	67STI433	<p>STICKER, MILIEUGEVAARLIJK 300 X 300 ZWART/WIT</p> <p>STICKER, ENVIRONMENTAL HAZARD 300 X 300 BLACK/WHITE</p> <p>AUFKLEBER, UMWELTGEFÄHRDUNG 300 X 300 SCHWARZ/WEIß</p> <p>AUTOCOLLANT, DANGER POUR L'ENVIRONNEMENT 300 X 300 NOIR / BLANC</p>
	67STI526	<p>MARKERINGSBAND LAG - GEEL (Breedte 55mm / Lengte 50Mtr) incl. E-keur</p> <p>MARKER BAND LAG-YELLOW (WIDTH 55MM/LENGTH 50MTR) INCLUDING E-VERIFICATION</p> <p>MARKER BAND LAG-GELB (BREITE 55MM/LÄNGE 50MTR) EINSCHLIEßLICH E-VERIFIKATION</p> <p>MARQUEUR LAG-JAUNE (LARGEUR 55MM/LONGUEUR 50MTR) Y COMPRIS E-VÉRIFICATION</p>
	67STI527	<p>MARKERINGSBAND LAG - ROOD (Breedte 55mm / Lengte 50Mtr) incl. E-keur</p> <p>MARKER BAND LAG-RED (WIDTH 55MM/LENGTH 50MTR) PRICE INCLUDES. E-VERIFICATION</p> <p>MARKER BAND LAG-ROT (BREITE 55MM/LÄNGE 50MTR) PREIS BEINHALTET. E-VERIFIKATION</p> <p>LA BANDE DE MARQUEUR LAG-ROUGE (LARGEUR 55MM/LENGTH 50MTR) INCLUT LE PRIX. VÉRIFICATION ÉLECTRONIQUE</p>
	67WBL003	<p>WIELBLOKHOUDER NG 53 VORM B, STAAL, VERZINKT</p> <p>WHEEL BLOCK HOLDER NG 53 SHAPE B, STEEL, GALVANIZED</p> <p>RADBSCHLOSS HALTER NG 53 FORM B, STAHL, GALVANISIERT</p> <p>SUPPORT DE BLOC DE ROUE NG 53 FORME B, ACIER, GALVANISE</p>
	67WBL009	<p>WIELBLOKHOUDER NG 53, KLEEMBAAR OP CHASSISPLAAT</p> <p>WHEEL BLOCK HOLDER NG 53, CLAMPABLE ON CHASSIS PLATE</p> <p>RADBSCHLOSS HALTER NG 53, AN CHASSIS-PLATTE KLEMMBAR</p> <p>PORTE-BLOC DE ROUE NG 53, ACROCHABLE SUR LA PLAQUE DE CHASSIS</p>

	Article	Description
	67WBL010	WIELBLOK NG 53 VORM E, KUNSTSTOF, GEEL (polypropyleen) WHEEL BLOCK NG 53 SHAPE E, PLASTIC, YELLOW (polypropylene) RADBSCHLOSS NG 53 FORM E, PLASTIK, GELB (polypropylene) BLOC ROUE NG 53 FORME E, PLASTIQUE, JAUNE (polypropylène)
	67WBL015	WIELBLOKHOUDER NG 53, BUIS BEVESTIGING WHEEL BLOCK HOLDER NG 53, PIPE ATTACHMENT RADBSCHLOSS HALTER NG 53, ROHR-BEFESTIGUNG PORTE-BLOC DE ROUE NG 53, ATTACHE POUR TUYAU
	67WBL016	WIELBLOK NG 53, KUNSTSTOF, GEEL (DIN 76051 ; THERMOPLASTIC) WHEEL BLOCK NG 53, PLASTIC, YELLOW (DIN 76051; THERMOPLASTIC) RADBSCHLOSS NG 53, PLASTIK, GELB (DIN 76051; THERMOPLASTIK) BLOC ROUE NG 53, PLASTIQUE, JAUNE (DIN 76051; THERMOPLASTIQUE)
	73BWP001	WATERPAS 100 X 40 X 15 MM MET OPDRUK LOGO LAG LEVEL 100 X 40 X 15 MM WITH RAISED LAG LOGO LEVEL 100 X 40 X 15 MM MIT ERHÖHTEM LAG LOGO NIVEAU 100 X 40 X 15 MM AVEC LOGO DE LAG SURÉLEVÉ
	73SHC017	BALANSBLOK VEEROPROLSYSTEEM: F=4-6KG - L=2 M BALANCE BLOCK SPRING RETRACTOR SYSTEM: F = 4-6KG-L = 2 M BALANCE BLOCK FEDER RETRAKTOR SYSTEM: F = 4-6 KG-L = 2 M SYSTÈME DE RÉTRACTEUR DE RESSORT DE BLOC D'ÉQUILIBRE: F = 4-6KG-L = 2 M
	74STO001	HAAKSLEUTEL 90-155 NW 50 TOT NW80 HOOK KEY 90-155 NW 50 TOT NW80 HOOK SCHLÜSSEL 90-155 NW 50 TOT NW80 CROCHET CLE 90-155 NW 50 TOT NW80
	84SLO012	VIERKANTSLEUTEL L=160 STAAL VERNIKKELD SQUARE KEY L=160 STEEL NICKEL PLATED QUADRATISCHER SCHLÜSSEL L=160 STAHL VERNICKELT CLÉ CARRÉE L = 160 ACIER NICKEL

	Article	Description
	84SLO019	HAAKSE SLEUTEL; UITW. EN INW. VIERKANT PERPENDICULAR KEY, EXTERNAL AND INTERNAL SQUARE SENKRECHTER SCHLÜSSEL, EXTERN UND INTERN QUADRATISCH CLÉ PERPENDICULAIRE, CARRÉ EXTERNE ET INTERNE
	92DIV004	BLAASPISTOOL 1/4" AANSLUITING AIRBLOW GUN 1/4 "CONNECTION LUFTBLASPISTOLE 1/4 "ANSCHLUSS BLOW GUN 1/4 "CONNEXION
	A2L0004710	KNEVELSLEUTEL

	Article	Description
	1895GS274A	VERLENGING STEUNVOETAS S.S. KTL EXTENSION SUPPORT FOOT AXLE S.S. KTL VERLÄNGERUNGS STÜTZE FUSS ACHSE S.S. KTL SUPPORT D'EXTENSION PIED ESSIEU S.S. KTL
	18M3K0029A	BLOKKAGERING / BUS ACHTERSCHARNIER D88,9 X D57,5 X 30 BLOCKING RING/BUS REAR HINGE D88.9 X D57.5 X 30 ABSCHLUSSRING/BUS HECKSCHARNIER D88.9 X D57.5 X 30 ANNEAU DE BLOCAGE/CHARNIÈRE DE BUS D88 X D57,5 X 30
	18S0G7003A	MOLENPLAAT 10MM H60 GEEN OPRIJRAMP S.S. (ZINK EPOXY BEHANDELD) MILL PLATE 10MM H60 NO RAMP S.S. (ZINC EPOXY TREATED) MÜHLEN PLATTE 10MM H60 NO RAMP SB (ZINK EPOXY BEHANDELT) PLAQUE DE MOULIN 10MM H60 NO RAMPE S.S. (ZINC ÉPOXY TRAITÉ)
	18S0G7008A	MOLENPLAAT 8MM H58 MET OPRIJRAMP MILL PLATE 8MM H58 WITH RAMP MÜHLEN PLATTE 8MM H58 MIT RAMPE PLAQUE DE MOULIN 8MM H58 AVEC RAMPE
	28A300001085	STEUN ZIJ- & BREEDTEMARKERING ROESTVRIJSTAAL L535 BRACKET SIDE & WIDTH MARKING STAINLESS STEEL L535 BEFESTIGUNG SEITE & BREITENKENNZEICHNUNG EDELSTAHL L535 SUPPORT MARQUAGE LATÉRAL ET LARGEUR ACIER INOXYDABLE L535
	28A3J0000161	FIETSENVANGERSTEUN SIDEGUARD BRACKET SEITENSCHIRM HALTERUNG SUPPORT DE PARE CYCLISTE
	28A3J0000163	FIETSENVANGERSTEUN GESCHROEFD CENTER S.S. SIDEGUARD BRACKET SCREWED CENTRE SEITENSCHIRM HALTERUNG GESCHRAUBT MITTE SUPPORT DE PARE CYCLISTE CENTRAL VISSE

	Article	Description
	28M0J0270A	BEVESTIGING FIETSENVANGER SIDE GUARD BRACKET SEITENSCHIRM HALTERUNG SUPPORT DE PARE CYCLISTE
	28M0R0172A	BEVESTIGING LUCHTKETEL AIR TANK ATTACHMENT LUFTBEHÄLTER BEFESTIGUNG ATTACHE DE RÉSERVOIR D'AIR
	28M2J0042A	RING AARDINGSHASPEL GROUNDING REEL RING ERDUNGSSPULE-RING BAGUE DE BOBINE DE MISE À LA TERRE
	28M2J0127A	SLANGKOKERSTEUN TEGEN TANKZADEL HOSE SLEEVE SUPPORT AGAINST TANK SADDLE SCHLAUCH HÜLSEN HALTERUNG GEGEN TANK SATTEL SUPPORT DE MANCHON DE TUYAU CONTRE LA SELLE DU RÉSERVOIR
	28M3P0057A	FLENS ROESTVRIJSTAAL D174XD109 / D100 X S150 X 8X D11 X 10 FLANGE STAINLESS STEEL D174XD109 / D100 X S150 X 8X D11 X 10 FLANSCH EDELSTAHL D174XD109 / D100 X S150 X 8X D11 X 10 BRIDE ACIER INOXYDABLE D174XD109 / D100 X S150 X 8X D11 X 10
	33WKX006	FIETSENVANGER 100 X 100 - 6060 T6 - LENGTE =4000 SIDE GUARD 100 X 100 - 6060 T6 - LENGTH = 4000 SEITENSCHIRM 100 X 100 - 6060 T6 - LÄNGE = 4000 PROFIL ALU PARE CYCLISTE 100 X 100 - 6060 T6 - LONGUEUR = 4000
	33WKX017	FIETSENVANGER 100 X 30 - 6060 T6 - LENGTE=6500 SIDE GUARD 100 X 30 - 6060 T6 - LENGTH = 6500 SEITENSCHIRM 100 X 30 - 6060 T6 - LÄNGE = 6500 PROFIL ALU PARE CYCLISTE 100 X 30 - 6060 T6 - LONGUEUR = 6500



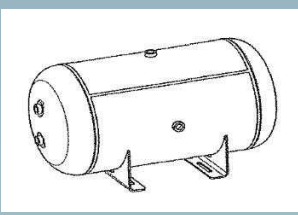
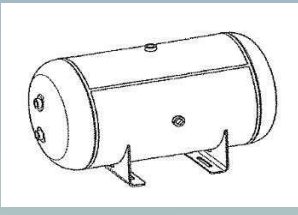
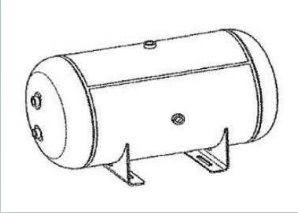
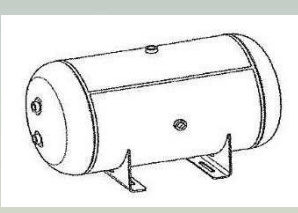
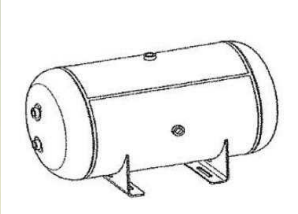
	Article	Description
	38A3M0000071	BEVESTIGING MARKERINGSBORD/ BREEDTEMARKING GEANODISEERDISEERD ALUMINIUM MARKING BOARD ATTACHMENT/WIDTH MARKING ANODIZED ALUMINIUM KENNZEICHNUNGSTAFEL BEFESTIGUNG/BREITENKENNZEICHNUNG ELOXIERTES ALUMINIUM FIXATION DE PANNEAU DE MARQUAGE / MARQUAGE DE LARGEUR D'ALUMINIUM ANODISÉ
	61DIV023	WIELMOERDOP CHROME - ZONDER LAG-LOGO WHEEL NUT CAP CHROME - WITHOUT LAG LOGO RADMUTTER KAPPE CHROM - OHNE LAG LOGO BOUCHON D'ECROU DE ROUE CHROME - SANS LOGO LAG
	62ALV001	VELG ALCOA 11.75X22.5 M22 ALUMINIUM MAT, ETO, B.GAT26 ALCOA RIM 11.75X22.5 M22 ALUMINIUM MATTE, ETO, B. 26-HOLE ALCOA FELGE 11.75X22.5 M22 ALUMINIUM MATT, ETO, B. 26-LOCH JANTE ALCOA 11.75X22.5 M22 ALUMINIUM MAT, ETO, B. 26-TROUS
	62ALV009	VELG ALCOA 11.75X22.5 M22 ALUMINIUM, MATTE UITVOERING ,ET120 , GAT26 ALCOA RIM 11.75X22.5 M22 ALUMINIUM, MATTE VERSION, ET120, 26-HOLE ALCOA FELGE 11.75X22.5 M22 ALUMINIUM, MATT-VERSION, ET120, 26- LOCH JANTE ALCOA 11.75X22.5 M22 ALUMINIUM, VERSION MAT, ET120, 26 TROUS
	62ALV020	VELG ALCOA 11.75X22.5M22 ALU, DB-EVO, ETO, B.GAT26 ALCOA RIM 11.75X22.5M22 ALU, DB-EVO, ETO, B. 26-HOLE ALCOA FELGE 11.75X22.5M22 ALU, DB-EVO, ETO, B. 26- LOCH JANTE ALCOA 11.75X22.5M22 ALU, DB-EVO, ETO, B. 26-TROUS
	62ALV021	VELG ALCOA 11.75X22.5M22 ALUMINIUM , DB-EVO, ET120, GAT26 ALCOA RIM 11.75X22.5M22 ALUMINIUM, DB-EVO, ET120, 26-HOLE ALCOA FELGE 11.75X22.5M22 ALUMINIUM, DB-EVO, ET120, 26- LOCH JANTE ALCOA 11.75X22.5M22 ALUMINIUM, DB-EVO, ET120, 26 TROUS
	62ALV035	VELG ALCOA 11.75 X 22.5 ALU, DB-EVO, ETO 5000 KG! RIM ALCOA 11.75 X 22.5 ALU, DB-EVO, ETO 5000 KG! FELGE ALCOA 11,75 X 22,5 ALU, DB-EVO, ETO 5000 KG! JANTE ALCOA 11,75 X 22,5 ALU, DB-EVO, ETO 5000 KG!

	Article	Description
	62BPV001	VELG BPW ECO 11.75X22.5 M22 ALU, BRILIANT, GAT26 - ETO BPW ECO RIM 11.75X22.5 M22 ALU, BRILLIANT, 26-HOLE BPW ECO FELGE 11.75X22.5 M22 ALU, BRILLIANT, 26- LOCH JANTE BPW ECO 11.75X22.5 M22 ALU, BRILLANT, 26 TROUS
	63JOD004	MANIVELHOUDER LG=115 JOST JS E0040200 SWIVEL STOOL HOLDER LG = 115 JOST JS E0040200 DREHHOCKER-HALTERUNG LG = 115 JOST JS E0040200 PORTE-TUBE PIVOTANT LG = 115 JOST JS E0040200
	63JOD019	VERBINDINGSSTANG JOST MODUL B L04 - LG=1500 CONNECTING ROD JOST MODUL B L04-LG = 1500 PLEUEL JOST MODUL B L04-LG = 1500 TRINGLE DE RACCORDEMENT JOST MODUL B L04-LG = 1500
	63JOD020	VERBINDINGSSTANG JOST MODUL B L08 - LG=1635 CONNECTION ROD JOST MODUL B L08 CONNECTING - LG = 1635 VERBINDUNGSSTAB JOST MODUL B L08 VERBINDUNG - LG = 1635 BARRE DE RACCORDEMENT JOST MODULE B L08 CONNEXION - LG = 1635
	63JOD021	ZWENGEL/KURBEL JOST JS0042803 A=450 (LANG) CRANK JOST JS0042803 A = 450 KURBEL JOST JS0042803 A = 450 MANIVELLE JOST JS0042803 A = 450
	63JOD022	S-VOET VOOR JOST STEUNVOET MODUL B S-FOOT FOR JOST LANDINGGEAR MODUL B LANDINGGEAR S-FUß FÜR JOST FAHRWERK MODUL B FAHRWERK S-FOOT POUR BEQUILLES JOST MODUL B
	63JOD025	T-VOET VOOR JOST STEUNVOET MODUL B T-FOOT FOR JOST MODUL B LANDINGGEAR T-FUß FÜR JOST MODUL B FAHRWERK T-FOOT POUR JOST MODUL B LANDINGGEAR

	Article	Description
	63JOD027	ZWENGEL/KURBEL STEUNPOOT JOST JS0042801 A=350 CRANK STAND JACK JOST JS0042801 A = 350 KURBEL WAGENHEBER JOST JS0042801 A = 350 MANIVELLE JACK JS0042801 A = 350
	63JOD031	MANIVELHOUDER LG=215 JOST JS E0040201 SWIVEL STOOL HOLDER LG = 215 JOST JS E0040201 DREHHOCKER-HALTERUNG LG = 215 JOST JS E0040201 SUPPORT MANIVELLE LG = 215 JOST JS E0040201
	63JOP103	STEUNVOET SET/PAAR , JOST MODUL B 750/430 DUB LANDINGGEAR SET/PAIR, JOST MODUL B 750/430 DUB FAHRWERK SET/PAAR, JOST MODUL B 750/430 DUB PAIRE DE BEQUILLES, JOST MODUL B 750/430 DUB
	63JOP111	STEUNVOET PAAR, JOST MODUL CH 840/470 S-VOET (ZONDER ZWENGEL & VERBINDINGSBUIS) LANDINGGEAR PAIR, JOST MODUL CH 840/470 S-FOOT FAHRWERK PAAR, JOST MODUL CH 840/470 S-FUß PAIRE DE BEQUILLES JOST MODUL CH 840/470 S-FOOT
	63JOP131	STEUNVOET PAAR, JOST CA 102 A (MH=850/SL=420) SUPPORT FOOT PAIR, JOST CA 102 A (MH = 850/SL = 420) STÜTZ FUSS PAAR, JOST CA 102 A (MH = 850/SL = 420) PAIRE DE PIEDS DE SUPPORT, JOST CA 102 A (MH = 850/SL = 420)
	63JOP132	STEUNVOET PAAR, JOST CA 103 A / MH=800/SL=370 (ZONDER ZWENGEL, ZONDER VERBINDINGSBUIS) BRACKET FOOT PAIR, JOST CA 103 A / MH = 800 / SL = 370 (EXCLUSIVE CRANK OR CONNECTION TUBE) TRÄGERFUß PAAR, JOST CA 103 A / MH = 800 / SL = 370 (EXKLUSIVE KURBEL ODER VERBINDUNGSSCHLAUCH) MECANISME PAIRE DE BEQUILLES, JOST CA 103 A / MH = 800 / SL = 370 (MANIVELLE EXCLUSIVE OU TUBE DE RACCORDEMENT)
	63JOP142	STEUNVOET PAAR, JOST MODUL B 800/470 BOVEN MET S-VOET (B0301-010000) SUPPORT FOOT PAIR, JOST MODUL B 800/470 TOP WITH S-FOOT (B0301-010000) STÜTZ FUSS PAAR, JOST MODUL B 800/470 TOP MIT S-FOOT (B0301-010000) PAIRE DE PIEDS DE SUPPORT, MODULE JOST B 800/470 HAUT AVEC S-FOOT (B0301-010000)

	Article	Description
	63JOP151	STEUNVOET PAAR/SET, JOST MODUL B 700/400 BOV - B0501-040000 / T-VOET LANDINGGEAR FOOT PAIR/SET, JOST MODUL B 700/400 BOV - B0501-040000 / T-FOOT FAHRWERK FUß PAAR/SET, JOST MODUL B 700/400 BOV - B0501-040000 / T-FUß PAIRE DE BEQUILLES/ENSEMBLE JOST MODULE B 700/400 BOV - B0501-040000 / T-FOOT
	63JOP152	STEUNVOET PAAR/SET, JOST MODUL B 700/400 BOV - B0501-040000 / S-VOET SUPPORT FOOT PAIR/SET, JOST MODUL B 700/400 BOV-B0501-040000/S-BASE STÜTZ FUSS PAAR/SET, JOST MODUL B 700/400-B0501-040000/S-BASE PAIRE DE PIED SUPPORT/SET, MODULE JOST B 700/400 BOV-B0501-040000/S-BASE
	63KPC004	KOPPELPEN 2" JOST COMPLEET , VR PLAAT 8MM COUPLING 2" JOST COMPLETE, VR PLATE 8MM KUPPLUNG 2" JOST KOMPLETT, VR PLATTE 8MM RACCORD 2 "JOST COMPLET, PLAQUE VR 8MM
	63KPC005	KOPPELPEN 2" JOST, KOMPLEET , VR PLAAT 10 MM COUPLING 2" JOST, COMPLETE, VR PLATE 10 MM KUPPLUNG 2" JOST, KOMPLETT, VR PLATTE 10 MM RACCORD 2 "JOST, COMPLET, PLAQUE VR 10 MM
	63SDI003	VALPOOT LIGHT - ALUMINIUM UITVOERING (TOT. HOOGTE 795MM - SLAG : 500MM) 30TON FOLDING LEG LIGHT-ALUMINUM VERSION (UP TO. HEIGHT 795MM-STROKE: 500MM) 30TON KLAPP BEIN LIGHT-ALUMINIUMVERSION (BIS. HÖHE 795MM-HUB: 500MM) 30TON JAMBE PLIANTE-VERSION ALUMINIUM (JUSQU'À. HAUTEUR 795MM-STROKE: 500MM) 30TON
	65LBE002	HOOGTEREGELAAR BEVESTIGING RING GAGE ASSEMBLY -Q GESTAENGE LEVIER ELASTIQUE
	65RKE006	LUCHTKETEL ALUMINIUM - 20 LTR - 505 X 246 MM AIR TANK ALUMINIUM - 20 LITER - 505 X 246 MM LUFTBEHÄLTER ALUMINIUM - 20 LITER - 505 X 246 MM RÉSERVOIR D'AIR ALUMINIUM - 20 LITRE - 505 X 246 MM

	Article	Description
	65RKE009	<p>LUCHTKETEL ALU - 40 LTR - 758 X 276 MM (WERKDRUK MIN. 10 BAR)</p> <p>AIR TANK ALU - 40 LITER - 758 X 276 MM (WORKING PRESSURE MIN. 10 BAR)</p> <p>LUFTBEHÄLTER ALU - 40 LITER - 758 X 276 MM (BETRIEBSDRUCK MIN. 10 BAR)</p> <p>RÉSERVOIR D'AIR ALU - 40 LITRES - 758 X 276 MM (PRESSION DE TRAVAIL MIN 10 BAR)</p>
	65RKE010	<p>LUCHTKETEL STAAL - 40 LTR - 760 X 276 MM</p> <p>AIR TANK STEEL - 40 LITER - 760 X 276 MM</p> <p>LUFTBEHÄLTER STAHL - 40 LITER - 760 X 276 MM</p> <p>RÉSERVOIR D'AIR ACIER - 40 LITRE - 760 X 276 MM</p>
	65RKE013	<p>LUCHTKETEL STAAL - 60 LTR - 1109 X 276 MM</p> <p>AIR TANK STEEL - 60 LITER - 1109 X 276 MM</p> <p>LUFTBEHÄLTER STAHL - 60 LITER - 1109 X 276 MM</p> <p>RÉSERVOIR D'AIR ACIER - 60 LITRES - 1109 X 276 MM</p>
	65RKE014	<p>LUCHTKETEL ALUMINIUM - 60 LTR - 900 X 310 MM</p> <p>AIR KETEL ALUMINIUM - 60 LITER - 900 X 310 MM</p> <p>LUFT KETEL ALUMINIUM - 60 LITER - 900 X 310 MM</p> <p>RÉSERVOIR D'AIR ALU - 60 LITRE - 900 X 310 MM</p>
	65RKE015	<p>LUCHTKETEL STAAL - 60 LTR - 884 X 310 MM (WERKDRUK MIN. 10 BAR)</p> <p>AIR TANK STEEL - 60 LITER - 884 X 310 MM (WORKING PRESSURE MIN. 10 BAR)</p> <p>LUFTBEHÄLTER STAHL - 60 LITER - 884 X 310 MM (BETRIEBSDRUCK MIN. 10 BAR)</p> <p>RÉSERVOIR D'AIR ACIER - 60 LITRES - 884 X 310 MM (PRESSION DE TRAVAIL MIN 10 BAR)</p>
	65RKE020	<p>LUCHTKETEL ALUMINIUM - 80 LTR - 1175 X 310 MM</p> <p>AIR TANK ALUMINIUM - 80 LITER - 1175 X 310 MM</p> <p>LUFTBEHÄLTER ALUMINIUM - 80 LITER - 1175 X 310 MM</p> <p>RÉSERVOIR D'AIR ALUMINIUM - 80 LITRE - 1175 X 310 MM</p>
	65RKE022	<p>LUCHTKETEL STAAL - 80 LTR - 1175 X 310 MM</p> <p>AIR TANK STEEL - 80 LITER - 1175 X 310 MM</p> <p>LUFTBEHÄLTER STAHL - 80 LITER - 1175 X 310 MM</p> <p>RÉSERVOIR D'AIR ACIER - 80 LITRE - 1175 X 310 MM</p>

	Article	Description
	65RKE025	<p>LUCHTKETEL ALU - 40 LTR - 945 X 246 MM (WERKDRUK MIN. 10 BAR)</p> <p>AIR TANK ALU - 40 LITER - 945 X 246 MM (WORKING PRESSURE MIN. 10 BAR)</p> <p>LUFTBEHÄLTER ALU - 40 LITER - 945 X 246 MM (BETRIEBSDRUCK MIN. 10 BAR)</p> <p>RESERVOIR D'AIR ALU - 40 LITRE - 945 X 246 MM (PRESSION DE TRAVAIL MIN 10 BAR)</p>
	65RKE028	<p>ONTWATERINGSVENTIEL, AUTOMATISCH, ELEKTRISCH</p> <p>DEWATERING VALVE, AUTOMATIC, ELECTRIC</p> <p>ENTWÄSSERUNGSVENTIL, AUTOMATIK, ELEKTRISCH</p> <p>VALVE DE DÉSARROSAGE, AUTOMATIQUE, ÉLECTRIQUE</p>
	65RKE035	<p>LUCHTKETEL ALU - 60 LTR - 396/591 MET BEUGEL (9.5 BAR - ZWART GECOAT)</p> <p>AIR TANK ALU - 60 LITER - 396/591 WITH BRACKET (9.5 BAR - BLACK COATED)</p> <p>LUFTBEHÄLTER ALU - 60 LITER - 396/591 MIT HALTERUNG (9.5 BAR - SCHWARZ BESCHICHTET)</p> <p>RESERVOIR D'AIR ALU - 60 LITRE - 396/591 AVEC SUPPORT (9,5 BAR - NOIR)</p>
	65RKE036	<p>LUCHTKETEL ALU - 80 LTR - 396/758 MET BEUGEL (9.5 BAR - ZWART GECOAT)</p> <p>AIR TANK ALU - 80 LITER - 396/758 WITH BRACKET (9.5 BAR - BLACK COATED)</p> <p>LUFTBEHÄLTER ALU - 80 LITER - 396/758 MIT HALTERUNG (9.5 BAR - SCHWARZ BESCHICHTET)</p> <p>RÉSERVOIR D'AIR ALU - 80 LITRE - 396/758 AVEC SUPPORT (9,5 BAR - NOIR)</p>
	65RKE042	<p>LUCHTKETEL ALUMINIUM - 100LITER - 396/925 BEUGEL - NORM EN286-2 - PS 9.5 BAR - ZWART GECOAT</p> <p>AIR TANK ALUMINIUM - 100 LITER - 396/925 BRACKET - STANDARD EN286-2 - PS 9.5 BAR - BLACK COATED</p> <p>LUFTBEHÄLTER ALUMINIUM - 100 LITER - 396/925 HALTERUNG - STANDARD EN286-2 - PS 9.5 BAR - SCHWARZ BESCHICHTET</p> <p>RÉSERVOIR D'AIR ALUMINIUM - 100 LITRE - 396/925 SUPPORT - STANDARD EN286 -2 - PS 9,5 BAR - NOIR</p>
	65RKE046	<p>LUCHTKETEL-ALUMINIUM 80LITER 396/758 BEUGEL (PS 9.5 BAR - ZWART GECOAT)</p> <p>AIR TANK-ALUMINIUM 80 LITER 396/758 BRACKET (PS 9.5 BAR - BLACK COATED)</p> <p>LUFTBEHÄLTER-ALUMINIUM 80 LITER 396/758 HALTERUNG (PS 9.5 BAR - SCHWARZ BESCHICHTET)</p> <p>RÉSERVOIR D'AIR-ALUMINIUM 80 LITRE 396/758 SUPPORT (PS 9,5 BAR - NOIR ENDUIT)</p>
	65RKE047	<p>LUCHTKETEL ALUMINIUM 100LITER 396/925 BEUGEL</p> <p>AIR TANK ALUMINIUM 100 LITER 396/925 BRACKET</p> <p>LUFTBEHÄLTER ALUMINIUM 100 LITER 396/925 HALTERUNG</p> <p>RESERVOIR D'AIR ALUMINIUM 100 LITRE 396/925 SUPPORT</p>

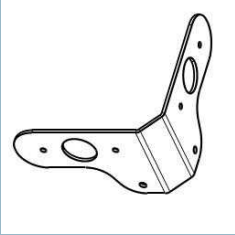
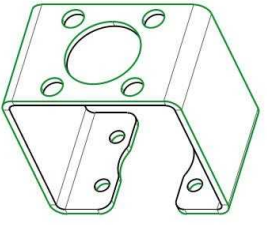

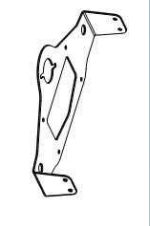

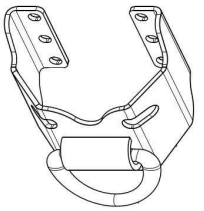

	Article	Description
	67BUM001	BUMPER+LICHTKAST ALUMINIUM GEANODISEERD (101X234 L=2400) BUMPER + LIGHT CASE ALUMINIUM ANODIZED (101X234 L = 2400) STOßSTANGE + LICHTGEHÄUSE ALUMINIUM ELOXIERT (101X234 L = 2400) PARE-CHOCS + BOITIER LUMINEUX ALUMINIUM ANODISÉ (101X234 L = 2400)
	67BUM002	BUMPER, ALUMINIUM GEANODISEERD.130X90 L=2400 EEG, ALUSUISSE BUMPER, ALUMINIUM ANODIZED.130X90 L = 2400 EEG, ALUSUISSE STOßSTANGE, ALUMINIUM ELOXIERT.130X90 L = 2400 EEG, ALUSUISSE BUMPER, ALUMINIUM ANODIZED.130X90 L = 2400 EEG, ALUSUISSE
	67BUM005	EINDSTUK LINKS + RECHTS RUBBER , ALUMINIUM SUISSE S-160 END PIECE LEFT + RIGHT RUBBER FOR BUMPER, ALUMINIUM SUISSE S-160 ENDSTÜCK LINKS + RECHTS GUMMI FÜR STOßSTANGE, ALUMINIUM SUISSE S-160 PIÈCE D'EXTRÉMITÉ GAUCHE + CAOUTCHOUC DROIT POUR PARE-CHOCS, ALUMINIUM SUISSE S-160
	67BUM006	KUNSTSTOF AFDEKSTRIP VOOR BUMPER 67BUM001 PLASTIC COVER STRIP FOR BUMPER 67BUM001 PLASTIK COVER STRIP FÜR STOßSTANGE 67BUM001 BANDE DE COUVERTURE EN PLASTIQUE POUR PARE-CHOC 67BUM001
	67BUM007	RUBBER EINDSTUK VOOR ALUMINIUM PROFIEL 234X101X30 RUBBER END PIECE FOR ALUMINIUM PROFILE 234X101X30 GUMMI ENDSTÜCK FÜR ALUMINIUM PROFIL 234X101X30 PIÈCE EN CAOUTCHOUC D'EXTREMITE POUR PROFIL EN ALUMINIUM 234X101X30
	67BUM031	BEVESTIGING BREEDTELICHT OP ASPOCK BUMPER ATTACHMENT WIDTH LIGHT ON ASPOCK BUMPER BREITE LICHT BEFESTIGUNG AUF ASPOCK STOßSTANGE ATTACHE LUMIÈRE DE LARGEUR SUR PARE-CHOCS ASPOCK
	67BUM032	EINDKAPPEN ASPOCK BUMPER RECHTS + LINKS END CAPS ASPOCK BUMPER RIGHT + LEFT ABSCHLUSSKAPPEN ASPOCK STOßSTANGE RECHTS + LINKS PIÈCES D'EXTREMITE POUR PARE-CHOCS ASPOCK DROIT + GAUCHE

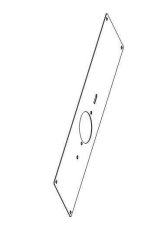

	Article	Description
	67BUM035	BUMPER ALUMINIUM INCL. VERLICHTING ASPOCK EUROPOINT II BUMPER ALUMINIUM INCL. LIGHTING ASPOCK EURO POINT II STOßFÄNGER ALUMINIUM INKL. BELEUCHTUNG EURO POINT II PARE-CHOCS ALUMINIUM INCL. ÉCLAIRAGE ASPOCK EURO POINT II
	67BUM036	BUMPER, ALUMINIUM GEANODISEERD - 130X90 L=2400 (EEG KEUR), ALUSUISSE BUMPER, ALUMINIUM ANODIZED - 130X90 L = 2400 (EEC CERT.), ALUSUISSE STOßSTANGE, ALUMINIUM ELOXIERT - 130X90 L = 2400 (EEC CERT.), ALUSUISSE PARE-CHOCS, ALUMINIUM ANODISÉ - 130X90 L = 2400 (CERT. CEE), ALUSUISSE
	67BUM037	BUMPER+ LICHTKAST ALUMINIUM GEANODISEERDISEERD, ONGEBOORD BUMPER + LIGHT CASE ALUMINIUM ANODIZED, UNDRILLED STOßSTANGE + LICHTGEHÄUSE ALUMINIUM ELOXIERT, UNGEBOHRT PARE-CHOCS + BOITIER LUMINEUX ALUMINIUM ANODISÉ, NON REMPLI
	67BUM070	LICHTKAST (UNIVERSEEL) - ROESTVRIJSTAAL - LASMONTAGE LIGHT CASE (UNIVERSAL) - STAINLESS STEEL - WELD ASSEMBLY LICHTGEHÄUSE (UNIVERSAL) - EDELSTAHL – SCHWEIßMONTAGE BOITIER LUMINEUX (UNIVERSEL) - ACIER INOXYDABLE - ENSEMBLE SOUDURE
	67BUM082	BUMPER+ LICHTKAST COMPLEET, ALUMINIUM, GEBOORD (14-4164-407) BUMPER + LIGHT CASE COMPLETE, ALUMINIUM, DRILLED (14-4164-407) STOßSTANGE + LICHTGEHÄUSE KOMPLETT, ALUMINIUM, GEBOHRT (14-4164-407) PARE-CHOCS + ÉTUI LUMINEUX COMPLET, ALUMINIUM, PERCÉ (14-4164-407)
	67BUM083	BUMPER COMPLEET MET VERLICHTING - ALUMINIUM GEANODISEERD + 2X EUROPOINT III + 2X BREEDTELICHT. BUMPER COMPLETE WITH LIGHTING - ALUMINIUM ANODIZED + 2X EUROPOINT III + 2X WIDTH LIGHT. STOßSTANGE KOMPLETT MIT BELEUCHTUNG - ALUMINIUM ELOXIERT + 2X EUROPOINT III + 2X BREITE LICHT. PARE-CHOCS COMPLET AVEC ÉCLAIRAGE - ALUMINIUM ANODISÉ + 2X EUROPOINT III + 2X LUMIERE DE LARGEUR
	67FEH001	FERRYHAAK L-OOG=202,H=120,L-HOUDER=120 H=35 (GETEST 36TON) FERRY HOOK EYE LENGTH = 202 / HEIGHT 120 / HOLDER LENGTH 120 / HEIGHT 35 (TESTED 36TONNES) FERRY HOOK EYE LÄNGE = 202 / HÖHE 120 / HALTER LÄNGE 120 / HÖHE 35 (TESTED 36TONNES) CROCHET DE FERRY LONGUEUR DES OEILLETS = 202 / HAUTEUR 120 / LONGUEUR DU SUPPORT 120 / HAUTEUR 35 (TESTÉ 36TONNES)

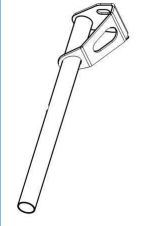

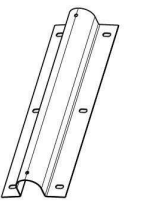




	Article	Description
	67FSV002	KUNSTSTOF EINDSTUK VOOR ALUMINIUM PROFIEL 100 X 100 PLASTIC END PIECE FOR ALUMINIUM PROFILE 100 X 100 PLASTIK ENDSTÜCK FÜR ALUMINIUM PROFIEL 100 X 100 PIECE EN PLASTIQUE POUR PROFIL EN ALUMINIUM 100 X 100
	67FSV003	KUNSTSTOF EINDSTUK VOOR ALUMINIUM PROFIEL 100 X 30 PLASTIC END PIECE FOR ALUMINIUM PROFILE 100 X 30 PLASTIK ENDSTÜCK FÜR ALUMINIUM PROFIEL 100 X 30 PIECE EN PLASTIQUE POUR PROFIL EN ALUMINIUM 100 X 30
	67FSV006	BEVEESTIGING SET FIETSENVANGER, ROESTVRIJSTAAL, KLAPBAAR L=700 MM SIDEGUARD ATTACHMENT SET, STAINLESS STEEL, FOLDING L = 700 MM SEITENSCHIRM BEFESTIGUNG SET, EDELSTAHL, FALTBARE L = 700 MM ENSEMBLE DE FIXATION POUR GARDE-BOUE, ACIER INOXYDABLE, PLIANT L = 700 MM
	67GRK001	KIST FICHET, TYPE 103, RIMBOX 750X430X450 FICHET CHEST, TYPE 103, RIM BOX 750X430X450 FICHET CHEST, TYP 103, RIM BOX 750X430X450 COFFRE FICHET, TYPE 103, RIM BOX 750X430X450
	67RWD003	LIER RESERVEWIELDRAGER MET HAAKSE SMEERNIPPEL WINCH SPARE WHEEL CARRIER WITH RIGHT-ANGLE LUBRICATION NIPPLE WINDEN-RESERVERADTRÄGER MIT RECHTWINKLIGEM SCHMIERNIPPEL PORTE-ROUE DE RECHANGE DE TREUIL AVEC MAMELON DE LUBRIFICATION À ANGLE DROIT
	67RWD016	HAAK RESERVEWIELDRAGER RVS - KORT MODEL HOOK SPARE WHEEL CARRIER (STAINLESS STEEL - SHORT MODEL) HAKEN RESERVERADHALTERUNG (EDELSTAHL - KURZES MODELL) CROCHET PORTE-ROUE DE RECHANGE (ACIER INOXYDABLE - MODÈLE COURT)
	67RWD017	HAAK RESERVEWIELDRAGER RVS (LANG MODEL) HOOK SPARE WHEEL CARRIER STAINLESS STEEL (LONG MODEL) HAKEN RESERVERADTRÄGER EDELSTAHL (LANGES MODELL) CROCHET DE ROUE DE SECOURS EN ACIER INOXYDABLE (MODÈLE LONG)

	Article	Description
	73BKM029	KM-TELLER, JOST, BA 385/65, MERCEDES KOMPAKT LA. KM COUNTER, JOST, BA 385/65, MERCEDES COMPACT LA. KM COUNTER, JOST, BA 385/65, MERCEDES COMPACT LA. KM COUNTER, JOST, BA 385/65, MERCEDES COMPACT LA.
	A2J0000012	WIELKEG HOUDER (R530) WHEEL CHECK HOLDER (R530) CK LAUFRAD-KONTROLL HALTER (R530) CK SUPPORT DE CONTRÔLE DE ROUE (R530) CK
	A2J0000835	
	A2J0001846	STEUN ZIJBESCHERMING BRACKET SIDE GUARD HALTERUNG SIDE GUARD SUPPORT PLAQUE LATÉRALE
	A2J0001860	RESERVEWIEL HOUDER ALUMINIUM RESERVE WHEEL HOLDER ALUMINIUM RESERVERADHALTER ALUMINIUM PORTE-ROUE DE RESERVE ALUMINIUM
	A2J0002034	PEN VOOR SCHARNIER ZIJAFSCHERMING PIN FOR HINGE SIDE SHIELDING PENNE FÜR ABGEHÄNGTE SEITEN ABSCHIRMUNG PENNE POUR BLINDAGE LATÉRAL SUSPENDU
	A2J0002203	AFDEKPLAAT MORSEBAK


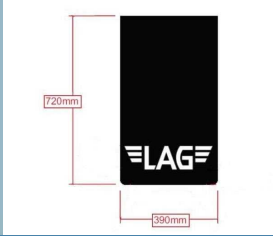



	Article	Description
	A2J0002844	FERRYHAAKCONSOLE STA170X150X10 FERRY HOOK CONSOLE STA170X150X10 FERRY HOOK KONSOLE STA170X150X10 CROCHET CONSOLE STA170X150X10
	A2J0002855	LUCHTKETEL STEUN
	A2J0003734	SPATBORDSTEUN (DIAMETER 42,4 X LENGTE 545) MUDGUARD BRACKET (DIAMETER 42.4 X LENGTH 545) KOTFLÜGEL HALTERUNG (DURCHMESSER 42.4 X LÄNGE 545) SUPPORT DE GARDE-BOUE (DIAMÈTRE 42,4 X LONGUEUR 545)
	A2L0008399	SPILLBOX / MORSBAK SS ; L1050 X W800
	A2L0008403	SPILLBOX / MORSBAK SS ; L1050 X W800
	A2L0008404	SPILLBOX / MORSBAK SS ; L1050 X W800
	A2M0000065	MARKERINGSTEUN ZIJ AANKOPPELING

	Article	Description
	A2M0000141	<p>MONTAGEBEUGEL VOOR ZIJMARKERINGSLAMPEN MONTAGE OP FIETSENVANGER</p> <p>INSTALLATION BRACKET FOR SIDE MARKING LIGHTS INSTALLED ON SIDEGUARD</p> <p>MONTAGEHALTERUNG FÜR SEITENMARKIERUNGS-LEUCHTEN AN SEITENSCHIRM</p> <p>SUPPORT D'INSTALLATION POUR FEUX DE MARQUAGE LATÉRAUX INSTALLÉS SUR LA GLISSIÈRE</p>
	A2P0000471	MONTAGESTEUN KOGELKRAAN ACTUATOR
	A2R0000004	<p>STEUN LUCHTKETEL</p> <p>BRACKET AIR TANK</p> <p>HALTERUNG LUFTBEHÄLTER</p> <p>SUPPORT RÉSERVOIR D'AIR</p>
	A2R0000020	<p>FRONTMONTAGEPLAAT</p> <p>FRONT INSTALLATION PLATE</p> <p>FRONT-MONTAGEPLATTE</p> <p>PLAQUE D'INSTALLATION AVANT</p>
	A2R0000236	CONTROLE PANEEL ALUMINIUM
	A3J0003068	<p>FERRYHAAKBEVESTIGING OVER STEUNPOOT</p> <p>FERRY HOOK ATTACHMENT OVER BRACKET LEG</p> <p>FERRY HOOK BEFESTIGUNG ÜBER HALTERUNG</p> <p>ATTACHE CROCHET SUR BRIDE</p>
	A3J0004230	<p>SIDEGUARD FRONT (LU H 100 X W100 X L 500)</p> <p>SIDEGUARD FRONT (LU H 100 X W100 X L 500)</p> <p>SEITENSCHIRM FRONT (LU H 100 X W100 X L 500)</p> <p>GARDE-BOUE AVANT (LU H 100 X W100 X L 500)</p>

	Article	Description
	A3M0000141	ADAPTERPLAAT UNI>LICHTKAST ADAPTER PLATE UNI > LIGHTING CABINET ADAPTERPLATTE UNI > VITRINENBELEUCHTUNG PLAQUE ADAPTATEUR UNI> ARMOIRE D'ÉCLAIRAGE
	A3M0000242	ACHTERLICHT BEHUIZINGFRAME REAR LIGHT HOUSING FRAME RÜCKLICHT GEHÄUSERAHMEN CADRE DE BOÎTIER DE FEUX ARRIÈRE
	A3R0000001	BESCHERMPLAAT EBS-E MODULATOR PROTECTION PLATE EBS-E MODULATOR SCHUTZPLATTE EBS-E MODULATOR PLAQUE DE PROTECTION MODULATEUR EBS-E
	A7J0003091	LEKPLAAT RVS uitgevoerd (650 X 440 X 328) LEAKING PLATE STAINLESS STEEL EXECUTED (650 X 440 X 328) UNDICHTTE PLATTE AUS ROSTFREIEM STAHL AUSGEFÜHRT (650 X 440 X 328) PLAQUE D'ÉTANCHÉITÉ EN ACIER INOXYDABLE EXÉCUTÉE (650 X 440 X 328)

	Article	Description
	28A3J0000013	SPATBORDSTEUN GESCHROEFD L550 LINKS MUDGUARD BRACKET SCREWED L550 LEFT KOTFLÜGELHALTER GESCHRAUBT L550 LINKS SUPPORT DE GARDE-BOUE VISSE L550 GAUCHE
	28A3J0000014	SPATBORDSTEUN GESCHROEFD L550 RECHTS MUDGUARD BRACKET SCREWED L550 RIGHT KOTFLÜGELHALTER GESCHRAUBT L550 RECHTS SUPPORT DE GARDE-BOUE VISSE L550 DROIT
	28M0J0009B	OPHANGING SPATBORDEN OMEGA - ROESTVRIJSTAAL SUSPENSION MUDGUARDS OMEGA - STAINLESS STEEL FEDERUNG SCHUTZBLECH OMEGA - EDELSTAHL GARDE-BOUE A SUSPENSION OMEGA - ACIER INOXYDABLE
	28M0J0010A	OPHANGING SPATBORDEN - ROESTVRIJSTAAL ONDERPLAAT SUSPENSION MUDGUARDS - STAINLESS STEEL UNDERPLATE FEDERUNG SCHUTZBLECH - EDELSTAHL TRÄGERPLATTE GARDE-BOUE A SUSPENSION - SOUS-PLANCHER EN ACIER INOXYDABLE
	67SBB012	SPATBORDSTEUN-RVS (DIAMETER42 / 4X605) MUDGUARD BRACKET - STAINLESS STEEL (DIAMETER 42 / 4X605) KOTFLÜGEL HALTERUNG - EDELSTAHL (DURCHMESSER 42 / 4X605) SUPPORT DE GARDE-BOUE - ACIER INOXYDABLE (DIAMETRE 42 / 4X605)
	67SBK044	SPATBORD PARLOK, KUNSTSTOF B:405 R:635 SP:1270 H:595 FENDER PARLOK, PLASTIC B:405 R:635 SP: 1270 H:595 FENDER PARLOK, KUNSTSTOFF B:405 R:635 SP: 1270 H:595 FENDER PARLOK, PLASTIC B:405 R:635 SP: 1270 H:595
	67SBK061	SPATBORD, KUNSTSTOF B=430 R=650 SP=1300 H=580 (WITTE LIJN) MUDGUARD, PLASTIC B = 430 R = 650 SP = 1300 H = 580 (WHITE LINE) KOTFLÜGEL, PLASTIK B = 430 R = 650 SP = 1300 H = 580 (WEIßE LINIE) GARDE-BOUE EN PLASTIQUE B = 430 R = 650 SP = 1300 H = 580 (LIGNE BLANCHE)

	Article	Description
	67SBK062	SPATBORD, KUNSTSTOF B=430 R=650 SP=1300 H=690 (WITTE LIJN) MUDGUARD, PLASTIC B = 430 R = 650 SP = 1300 H = 690 (WHITE LINE) KOTFLÜGEL, PLASTIK B = 430 R = 650 SP = 1300 H = 690 (WEIßE LINIE) GARDE-BOUE EN PLASTIQUE B = 430 R = 650 SP = 1300 H = 690 (LIGNE BLANCHE)
	67SBK091	SPATBORD, KUNSTSTOF B=450 R=650 SP=1300 H=580 (WHITE LINE) FENDER, PLASTIC B = 450 R = 650 SP = 1300 H = 580 (WHITE LINE) KOTFLÜGEL, KUNSTSTOFF B = 450 R = 650 SP = 1300 H = 580 (WEIßE LINIE) FENDER, PLASTIC B = 450 R = 650 SP = 1300 H = 580 (LIGNE BLANCHE)
	67SBK099	VERSTELBARE KUNSTSTOF STEUN VOOR SPATBORD ADJUSTABLE PLASTIC BRACKET FOR MUDGUARD ANPASSBARE PLASTIK-HALTERUNG FÜR KOTFLÜGEL SUPPORT PLASTIQUE RÉGLABLE POUR GARDE-BOUE
	67SBK101	SPATBORD KUNSTSTOF MET VERSTELBARE MONTAGE BEUEGELS (B=430 R=650 SP=1300 H=690) MUDGUARD PLASTIC WITH ADJUSTABLE MOUNTING BRACKETS (B = 430 R = 650 SP = 1300 H = 690) KOTFLÜGEL PLASTIK MIT ANPASSBAREN HALTERUNGEN (B = 430 R = 650 SP = 1300 H = 690) PLASTIQUE DE GARDE-BOUE AVEC SUPPORTS DE MONTAGE RÉGLABLES (B = 430 R = 650 SP = 1300 H = 690)
	67SLP002	SPATLAP ANTISPRAY CLEAR PASS HOOGTE=720 / BREEDTE=390 LAG OPDRUK MUDGUARD ANTI-SPRAY CLEAR PASS HEIGHT=720 / WIDTH=390 (TYPE LAG) KOTFLÜGEL ANTI-SPRAY CLEAR PASS HÖHE=720 / BREITE=390 (TYP LAG) GARDE-BOUE ANTI ECLABOUSSURES CLEAR PASS HAUTEUR = 720 / LARGEUR = 390 (TYPE LAG)
	67SLP003	SPATLAP ANTISPRAY CLEAR PASS H=900 W=420 MET LAG LOGO MUD GUARDS SETS ANTI SPRAY CLEAR PASS H = 900 W = 420 WITH LAG LOGO SCHLAMMSCHUTZ SETS ANTI-SPRAY CLEAR PASS H = 900 W = 420 MIT LAG LOGO GARDES DE BOUE ENSEMBLES ANTI SPRAY CLEAR PASSE H = 900 W = 420 AVEC LE LOGO LAG
	67SLP017	SPATLAP NATUR/SBR HOOGTE=400 BREEDTE=400 DIKTE=7 LAG LOGO (ZONDER ANTI SPRAY!) MUDGUARD NATURAL/SBR HEIGHT=400 WIDTH=400 THICKNESS=7 (TYPE LAG) KOTFLÜGEL NATUR/SBR HÖHE=400 BREITE=400 THICKNESS=7 (TYP LAG) GARDE-BOUE NATUREL/SBR HAUTEUR = 400 LARGEUR = 400 EPAISSEUR = 7 (TYPE LAG)

	Article	Description
	67SLP021	SPATLAP NATUR/SBR H=380 B=2400 MET LAG LOGO MUDGUARD NATURAL/SBR H=380 B=2400 (TYPE LAG) KOTFLÜGEL NATUR/SBR H=380 B=2400 (TYP LAG) GARDE-BOUE NATUREL/SBR H=380 B=2400 (TYPE LAG)
	67SLP051	SPATLAP ANTISPRAY CLEAR PASS H=900 B=390 LAG MUDGUARD ANTI-SPRAY CLEAR PASS H=900 B=390 (TYPE LAG) KOTFLÜGEL ANTI-SPRAY CLEAR PASS H=900 B=390 (TYP LAG) GARDE-BOUE ANTI ECLABOUSSURES CLEAR PASS H=900 B=390 (TYPE LAG)
	A2J0000501	SPATBORDSTEUN (DIAMETER 42,4 X LENGTE 545) MUDGUARD BRACKET (DIAMETER 42,4 X LENGTH 545) KOTFLÜGEL HALTERUNG (DURCHMESSER 42,4 X LÄNGE 545) SUPPORT DE GARDE-BOUE (DIAMÈTRE 42,4 X LONGUEUR 545)
	A2J0002073	SPATBORDSTEUN RVS (DIA42.4XL505XT2) MUDGUARD BRACKET STAINLESS STEEL (DIAMETER 42.4XL505XT2) KOTFLÜGEL HALTERUNG EDELSTAHL (DURCHMESSER 42.4XL505XT2) SUPPORT DE GARDE-BOUE EN ACIER INOXYDABLE (DIAMÈTRE 42.4XL505XT2)
	A7J0001273	SPATBORDSTEUN ALUMINIUM: DIAMETER 42XL505 MUDGUARD BRACKET ALUMINIUM: DIAMETER 42XL505 KOTFLÜGEL HALTERUNG ALUMINIUM: DURCHMESSER 42XL505 SUPPORT DE GARDE-BOUE EN ALUMINIUM: DIAMETRE 42XL505

	Article	Description
	26BOC012	BOCHT NW50 53X1.5 R70, GESLEPEN, KEGEL-DRAADSTUK ELBOW NW50 53X1.5 R70, GROUND, CONE THREAD BOGEN NW50 53X1.5 R70, GESCHLIFFEN, KONUS-GEWINDESTUCK COUDE NW50 53X1.5 R70, TERRE, FIL CONIQUE
	26BOC026	BOCHT, DIN11852 BS BD, NW50, 90°, 1.4307
	26BOC031	BOCHT, DIN11852 BS BC, NW100, 90°, 1.4404
	26BOC064	BOCHT, DIN11852 - 85X2 R90, GESLEPEN ELBOW, DIN11852 - 85X2 R90, GROUND BOGEN, DIN11852 - 85X2 R90, GESCHLIFFEN COUDE, DIN11852 - 85X2 R90, TERRE
	28A2L0000301	BEVESTIGINGSPLAAT ZADEL RVS ATTACHMENT PLATE STAINLESS STEEL SADDLE BEFESTIGUNGSPLATTE EDELSTAHL SATTEL PLAQUE DE FIXATION SELLE EN ACIER INOXYDABLE
	28M2L0845A	ROOSTER AFVOER MORSBAK (RVS 52 X 52 X 2) DRAIN GATE FOR CATCH-ALL (SS 52 X 52 X 2) DRAIN-GATE FÜR CATCH-ALL (SS 52 X 52 X 2) VANNE DE DRAINAGE POUR ALL-CATCH (SS 52 X 52 X 2)
	28M2LS015A	VASTZETTING RVS DEKSEL DRAAISLUITING STAINLESS STEEL CAP HOLD-OPEN SCREW CLOSURE EDELSTAHL KAPPE FESTSTELLVORRICHTUNG SCHRAUBVERSCHLUSS FIXATION DE COUVERCLE HOLD-OPEN EN ACIER INOXYDABLE

	Article	Description
	28M3J0072A	PIANOSCHARNIER RVS 60 X 1.5 X P3 X 230 (TBV EINDSTUK SLANGKOKER) PIANO HINGE STAINLESS STEEL 60 X 1.5 X P3 X 230 (FOR END-PIECE TUBE) PIANO SCHARNIER EDELSTAHL 60 X 1,5 X P3 X 230 (FÜR END-PIECE TUBE) CHARNIÈRE POUR PIANO ACIER INOX 60 X 1,5 X P3 X 230 (POUR TUBE EN BOUT)
	36BOC008	LASBOCHT 3" - 89 X 3 - 90° - ALUMINIUM WELDED ELBOW 3"- 89 X 3 - 90° - ALUMINIUM GESCHWEIßTER BOGEN 3"- 89 X 3 - 90° - ALUMINIUM COUDE SOUDÉ 3 " - 89 X 3 - 90 ° - ALUMINIUM
	36BOC009	LASBOCHT 2" - 60 X 3 - 90° - ALUMINIUM WELDED ELBOW 2"- 60 X 3 - 90° - ALUMINIUM GESCHWEIßTER BOGEN 2"- 60 X 3 - 90° - ALUMINIUM COUDE SOUDÉ 2 " - 60 X 3 - 90 ° - ALUMINIUM
	38M3L0028A	BEVESTIGING LOOPWEG ALUMINIUM CATWALK ATTACHMENT ALUMINIUM LAUFSTEG BEFESTIGUNG ALUMINIUM ATTACHE DE PASSERELLE EN ALUMINIUM
	38M3P0021A	MANCHON 1/2" - KOLLEKTOR KIPBULK COUPLING SLEEVE 1/2"- TANKER COLLECTOR KUPPLUNGENMUFFE 1/2"- TANKER KOLLEKTOR MANCHON RACCORD 1/2 " - COLLECTEUR DE CITERNES
	46NIP001	NIPPEL 2" GONDROM 07.0150 MESSING NIPPLE 2" GONDROM 07.0150 BRASS NOPPE 2" GONDROM 07.0150 MESSING RACCORD FILETE 2 "GONDROM 07.0150 LAITON
	46NIP006	VERLOOPNIPPEL 2" - 2" INWENDIG / UITWENDIG MESSING ADAPTER NIPPLE 2"- 2" INWARD/OUTWARD BRASS ADAPTER NOPPE 2"- 2" EINWÄRTS/AUßWÄRTS MESSING ADAPTATEUR RACCORD FILETE 2 " - 2" LAITON INTERIEUR / EXTERIEUR

	Article	Description
	46NIP010	VERLOOPNIPPEL 3" - 3" UITWENDIG / INWENDIG MESSING ADAPTER NIPPLE 3" - 3" OUTWARD/INWARD BRASS ADAPTER NOPPE 3"- 3" AUßWÄRTS/EINWÄRTS MESSING ADAPTATEUR RACCORD FILETE 3 "- 3" LAITON INTERIEUR / EXTERIEUR
	56DOP004	AFDICHTDOP RECHT - BUIS 100X100, D=3À5MM (POLYTHYLEEN) SEAL CAP RIGHT - TUBE 100X100, D = 3À5MM (POLYETHYLENE) VERSCHLUSSKAPPE RECHTS - SCHLAUCH 100X100, D = 3À5MM (POLYETHYLENE) BOUCHON D'ETANCHEITE DROIT - TUBE 100X100, D = 3-5MM (POLYETHYLENE)
	56DOP006	AFDICHTDOP ROND - BUIS UITWENDIG 42MM (KUNSTSTOF) SEAL CAP ROUND - TUBE EXTERNAL 42MM (PLASTIC) VERSCHLUSSKAPPE RUND - SCHLAUCH EXTERN 42MM (PLASTIK) BOUCHON D'ETANCHEITE ROND - TUBE EXTERNE 42MM (PLASTIQUE)
	56DOP017	AFDICHTDOP ROND ZWART VOOR BUIS DIAMETER 40 (KUNSTSTOF) SEALING CAP ROUND BLACK FOR TUBE DIAMETER 40 (PLASTIC) VERSCHLUSSKAPPE RUND SCHWARZ FÜR SCHLAUCH DURCHMESSER 40 (PLASTIK) BOUCHON D'ETANCHEITE ROND NOIR POUR DIAMÈTRE DE TUBE 40 (PLASTIQUE)
	56DOP019	INSTEKDOP ROND ZWART VOOR BUIS 42.4X3.25 INSERT CAP ROUND BLACK FOR TUBE 42.4X3.25 EINSATZKAPPE RUND SCHWARZ FÜR SCHLAUCH 42.4X3.25 INSERT COUVERCLE ROND NOIR POUR TUBE 42.4X3.25
	56DOP029	INSTEKDOP ROND ZWART VOOR BUIS 40X1.5/2.5 INSERT CAP ROUND BLACK FOR TUBE 40X1.5/2.5 EINSATZKAPPE RUND SCHWARZ FÜR SCHLAUCH 40X1.5/2.5 INSERT COUVERCLE ROND NOIR POUR TUBE 40X1.5 / 2.5
	56DOP036	INSTEKDOP ROND ZWART VOOR BUIS 28X1.5 INSERT CAP ROUND BLACK FOR TUBE 28X1.5 EINSATZKAPPE RUND SCHWARZ FÜR SCHLAUCH 28X1.5 INSERT COUVERCLE ROND NOIR POUR TUBE 28X1.5




	Article	Description
	59RXX005	<p>RONDE RUBBER (DEURSTOP) DIAMETER =30 HOOGTE=18 DIAMETER AS=6</p> <p>ROUND RUBBER (DOOR STOP) DIAMETER = 30 HEIGHT = 18 AXIS DIAMETER = 6</p> <p>RUNDER GUMMI (TÜRSTOPPER) DURCHMESSER = 30 HÖHE = 18 ACHSEN-DURCHMESSER = 6</p> <p>CAOUTCHOUC ROND (ARRÊT DE PORTE) DIAMÈTRE = 30 HAUTEUR = 18 AXE DIAMÈTRE = 6</p>
	59RXX007	<p>SILENTBLOK MET BOUT (DIAMETER=75 / LENGTE =55,M12X37</p> <p>SILENT BLOCK WITH BOLT (DIAMETER = 75/LENGTH = 55, M12X37</p> <p>DÄMPFBLOCK MIT BOLZEN (DURCHMESSER = 75/LÄNGE = 55, M12X37</p> <p>BLOC SILENCIEUX AVEC BOULON (DIAMETRE = 75 / LONGUEUR = 55, M12X37</p>
	59RXX011	<p>TRILLINGSDEMPER, PUFFER</p> <p>VIBRATION SILINER, PUFFER</p> <p>VIBRATIONSDÄMPFER, PUFFER</p> <p>ANTIVIBRATOIRE, PUFFER</p>
	59RXX020	<p>TRILLINGSDEMPER DIA50, H=40 , M10 (INW / UIW)</p> <p>VIBRATION SILINER DIAMETER 50, H = 40, M10 (INWARD/OUTWARD)</p> <p>VIBRATIONSDÄMPFER DURCHMESSER 50, H = 40, M10 (EINWÄRTS/AUßWÄRTS)</p> <p>ANTIVIBRATOIRE DIAMÈTRE 50, H = 40, M10 (INWARD / OUTWARD)</p>
	67GRK023	<p>OPBERGKIST RVS UITGEVOERD MAT; AFMETINGEN 1000X500X500MM (INCL. SLOTEN)</p> <p>STORAGE BOX MATTE STAINLESS STEEL VERSION; DIMENSIONS 1000X500X500MM (INCL. LOCKS)</p> <p>AUFBEWAHRUNGSBOX MATT EDELSTAHL VERSION; MAßE 1000X500X500MM (INKL. SCHLÖSSER)</p> <p>BOÎTE DE RANGEMENT MATTE VERSION EN ACIER INOXYDABLE; DIMENSIONS 1000X500X500MM (VERROUILLAGES INCLUS)</p>
	67GRK053	<p>KIST RVS HOOGGLANS MET SLOT (AFM. 280X300X200)</p> <p>CHEST STAINLESS STEEL HIGH GLOSS WITH LOCK (DIM. 280X300X200)</p> <p>BRUST EDELSTAHL HOCHGLANZ MIT SCHLOSS (DIM. 280X300X200)</p> <p>POITRINE INOX HAUTE BRILLANCE AVEC SERRURE (DIM. 280X300X200)</p>
	67GRK057	<p>KIST RVS HOOGGLANS; 700X500X500 (2 T-DROP SLOTEN + MET GASVEREN)</p> <p>CASE STAINLESS STEEL GLOSS; 700X500X500 (2 T-DROP LOCKS + WITH GAS SPRINGS)</p> <p>GEHÄUSE EDEL STAHL GLANZ; 700X500X500 (2 T-DROP SCHLÖSSER + MIT GASFEDERN)</p> <p>ÉTUI EN ACIER INOXYDABLE BRILLANT; 700X500X500 (2 T-DROP LOCKS + AVEC RESSORTS À GAZ)</p>

	Article	Description
	67GRK058	KIST RVS HOOGGLANS; 1000X500X500 (2 T-DROPSLOTEN + 2 GASVEREN) CASE STAINLESS STEEL GLOSS; 1000X500X500 (2 T-DROP LOCKS + 2 GAS SPRINGS) GEHÄUSE EDEL STAHL GLANZ; 1000X500X500 (2 T-DROP SCHLÖSSER + 2 GASFEDERN) ÉTUI EN ACIER INOXYDABLE BRILLANT; 1000X500X500 (2 SERRURES DE T-DROP + 2 RESSORTS DE GAZ)
	67HGR002	HANDGREEP - L= 210 - CHROOM VERNIKKELD HAND GRIP / LENGTH 210 / CHROME NICKEL HANDGRIFF / LÄNGE 210 / CHROM NICKEL POIGNEE A MAIN / LONGUEUR 210 / CHROME NICKEL
	67HGR003	HANDGREEP, PUR, 250 X 170 HAND GRIP, PUR, 250 X 170 HANDGRIFF, PUR, 250 X 170 POIGNEE A MAIN, PUR, 250 X 170
	73BDR153	BREEKPLAAT, CONTINENTAL, DN65, 2.2 BAR/200GRC RUPTURE DISC, CONTINENTAL, DN65, 2.2 BAR/200GRC BERSTSCHIEBE, CONTINENTAL, DN65, 2.2 BAR/200GRC PLAQUE DE RUPTURE, CONTINENTAL, DN65, 2,2 BAR / 200GRC
	73BVZ009	VERZEGELBARE DEKSELSCHROEF M6 X 30 SEALABLE LID SCREW M6 X 30 VERSCHLIEßBARE DECKELSCHRAUBE M6 X 30 VIS DE COUVERCLE SCELLABLE M6 X 30
	73HVR015	LEIDINGBREUK ZEK. PN 250 - D2=1" (SLUIT BIJ 150L/MIN) LINE BREAK SEC. PN 250 - D2=1" (CLOSES AT 150L/MIN) LEITUNGSBRUCH SEC. PN 250 - D2=1" (CLOSES AT 150L/MIN) RUPTURE DE CONDUITE SEC. PN 250 - D2 = 1 "(COUPE À 150L / MIN)
	74IKD062	RECHTE INST.VERBINDING DRM 8X1,8X1 RIGHT ADJUSTMENT CONNECTION DRM 8X1,8X1 RECHTS ANPASSVERBINDUNG DRM 8X1,8X1 CONNEXION DROITE AJUSTABLE DRM 8X1,8X1

	Article	Description
	74IKP007	INSTEEK INSCHROEFKOPPELING, RECHT DRM 8,R 1/4"K INSERTION SCREW-IN COUPLING, RIGHT DRM 8,R 1/4"K EINFÜHR EINSCHRAUB KUPPLUNG, RECHTS DRM 8,R 1/4"K RACCORD À VIS À INSERTION DROITE DRM 8, R 1/4 "K
	84DIV014	PARALLEL ARM D-40 – L537 PARALLEL ARM D-40 – L537 PARALLEL ARM D-40 – L537 BRAS PARALLÈLE D-40 – L537
	84DIV015	HINGE POINT M-16X1.5 FOR BOOTS HINGE POINT M-16X 1.5 FOR BOOTS SCHARNIERPUNKT M-16X 1,5 FÜR STIEFEL POINT CHARNIÈRE M-16X 1,5 POUR BOTTES
	84DIV020	HINGE POINT 3/4 SAE R-16X1.5X1 HINGE POINT 3/4 SAE R-16X1.5X1 HUNG PUNKT 3/4 SAE R-16X 1,5 X1 HUNG POINT 3/4 SAE R-16X 1,5 X1
	84GSV001	GASVEER L=500 (UIT) KOERS=200 F= 250 N GAS SPRING L=500 (OUTPUT) RATE =200 F= 250 N GASFEDER L=500 (OUTPUT) RATE =200 F= 250 N RESSORT GAZ L = 500 (SORTIE) TAUX = 200 F = 250 N
	84GSV002	GASVEER L=500 (UIT) KOERS=200 F= 500 N (MET OOG EN ANDERE KANT RECHT KOGELGEWR.) GAS SPRING L=500 (OUTPUT) RATE =200 F= 500 N (WITH EYE AND OTHER SIDE RIGHT BALL JOINT) GASFEDER L=500 (OUTPUT) RATE =200 F= 500 N (MIT ÖSE UND AUF ANDERER SEITE RECHTS KUGELGELENK) RESSORT DE GAZ L = 500 (SORTIE) VITESSE = 200 F = 500 N (AVEC OEILLET ET JOINT A ROTULE)
	84GSV003	GASVEER L=500 (UIT) KOERS=200 F= 700 N (MET OOG EN ANDERE ZIJDE RECHT KOGELGEWRICHT) GAS SPRING L = 500 (OFF) COURSE = 200 F = 700 N (WITH EYE AND OTHER SIDE STRAIGHT BALL JOINT) GASFEDER L = 500 (AUS) KURS = 200 F = 700 N (MIT ÖSE UND ANDERER SEITEN GERADER KUGELGELENK) RESSORT DE GAZ L = 500 (OFF) COURSE = 200 F = 700 N (AVEC L'OEIL ET L'AUTRE JOINT DE BOULE DROITE DE CÔTÉ)

	Article	Description
	84GSV006	<p>GASVEER L=520 (UIT) KOERS=200 F= 500 N (INCL. VOOR EN ACHTER KOGELGEWRICHT)</p> <p>GAS SPRING L=520 (OUTPUT) RATE =200 F= 500 N (INCL. FRONT AND BACK BALL JOINT)</p> <p>GASFEDER L=520 (OUTPUT) RATE =200 F= 500 N (INKL. KUGELGELENK VORNE UND HINTEN)</p> <p>RESSORT DE GAZ L = 520 (SORTIE) VITESSE = 200 F = 500 N (Y COMPRIS JOINT A ROTULE AVANT ET ARRIÈRE)</p>
	84GSV007	<p>GASVEER L=520 (UIT) KOERS=200 F= 700 N (INCL. VOOR EN ACHTER KOGELGEWRICHT)</p> <p>GAS SPRING L=520 (OUTPUT) RATE =200 F= 700 N (INCL. FRONT AND BACK BALL JOINT)</p> <p>GASFEDER L=520 (OUTPUT) RATE =200 F= 700 N (INKL. KUGELGELENK VORNE UND HINTEN)</p> <p>RESSORT DE GAZ L = 520 (SORTIE) TAUX = 200 F = 700 N (Y COMPRIS JOINT A ROTULE AVANT ET ARRIÈRE)</p>
	84GSV013	<p>GASVEER L=189 (UIT) KOERS= 75 F=250N - MET 2X KOGELGEWRICHT</p> <p>GAS SPRING L = 189 (OFF) COURSE = 75 F = 250N-WITH 2X BALL JOINT</p> <p>GASFEDER L = 189 (AUS) COURSE = 75 F = 250N-MIT 2X KUGELGELENK</p> <p>RESSORT DE GAZ L = 189 (OFF) COURS = 75 F = 250N-AVEC JOINT SPHÉRIQUE 2X</p>
	84GSV015	<p>GASVEER L=520 (UIT) KOERS=200 F= 900 N - KOGELGEWRICHT M8</p> <p>GAS SPRING L = 520 (OFF) COURSE = 200 F = 900 N-BALL JOINT M8</p> <p>GASFEDER L = 520 (AUS) COURSE = 200 F = 900 N-KUGELGELENK M8</p> <p>RESSORT DE GAZ L = 520 (OFF) COURS = 200 F = 900 N-ROTULE M8</p>
	84GSV016	<p>GASVEER L=525 (UIT) KOERS=220 F= 400 N</p> <p>GAS SPRING L=525 (OUTPUT) RATE =220 F= 400 N</p> <p>GASFEDER L=525 (OUTPUT) RATE =220 F= 400 N</p> <p>RESSORT GAZ L = 525 (SORTIE) TAUX = 220 F = 400 N</p>
	84GSV034	<p>GASVEER L=275 (UIT) KOERS=100 F= 250 N</p> <p>GAS SPRING L=275 (OUTPUT) RATE =100 F= 250 N</p> <p>GASFEDER L=275 (OUTPUT) RATE =100 F= 250 N</p> <p>RESSORT GAZ L = 275 (SORTIE) TAUX = 100 F = 250 N</p>
	84GSV035	<p>GASVEER L=275 (UIT) KOERS=100 F= 400 N</p> <p>GAS SPRING L=275 (OUTPUT) RATE =100 F= 400 N</p> <p>GASFEDER L=275 (OUTPUT) RATE =100 F= 400 N</p> <p>RESSORT GAZ L = 275 (SORTIE) TAUX = 100 F = 400 N</p>

	Article	Description
	84GSV042	GASVEER L=360 (UIT) KOERS=150 F= 300 N GAS SPRING L = 360 (OFF) COURSE = 150 F = 300 N GASFEDER L = 360 (AUS) COURSE = 150 F = 300 N RESSORT DE GAZ L = 360 (OFF) COURS = 150 F = 300 N
	84GSV049	GASVEER L=134 (UIT) KOERS= 50 F= 150 N (MET KOGEL GEWRICHT) GAS SPRING L=134 (OUTPUT) RATE = 50 F= 150 N (WITH BALL JOINT) GASFEDER L=134 (OUTPUT) RATE = 50 F= 150 N (MIT KUGELGELENK) RESSORT GAZ L = 134 (SORTIE) TAUX = 50 F = 150 N (AVEC ROTULE)
	84SCH010	SCHARNIERSTANG RHIWAFLEX L=3000 HINGE ROD RHIWAFLEX L=3000 SCHARNIER ROD RHIWAFLEX L=3000 TIGE DE CHARNIÈRE RHIWAFLEX L = 3000
	84SLO006	SLOT, VIERKANT 87X68, ZELFSLUITEND LOCK, SQUARE 87X68, CLOSED SCHLOSS, QUADRATISCH 87X68, GESCHLOSSEN SERRURE, CARRÉ 87X68, FERMÉ
	84SLO008	SLOT VIERKANT KLEIN MODEL (INOX / 100X19) LOCK SQUARE SMALL MODEL (INOX / 100X19) SCHLOSS QUADRATISCH KLEINES MODELL (INOX / 100X19) CADENAS DE SURETE PETIT MODÈLE (INOX / 100X19)
	84SLO014	SLOT,VIERKANT,KLEIN MODEL,INOX ,100X19 (STEEK GATEN=80 MM LINKSE UITVOERING) LOCK, SQUARE, SMALL MODEL, INOX, 100X19 (INSERT HOLES = 80 MM LEFT-HAND VERSION) SCHLOSS, QUADRATISCH, KLEINMODELL, INOX, 100X19 (EINLEGE BOHRUNGEN = 80 MM LINKS-HAND-AUSFÜHRUNG) SERRURE, CARRÉ, PETIT MODÈLE, INOX, 100X19 (INSERT HOLES = 80 MM VERSION GAUCHE)
	84SLU112	KRUK MET SLEUTEL, RIMBOX GEREEDSCHAPSKIST HANDLE WITH KEY, RIM BOX TOOL CHEST GRIFF MIT SCHLÜSSEL, FELGEN BOX WERKZEUGKASTEN POIGNÉE AVEC CLÉ, COFFRE À OUTILS RIM BOX

	Article	Description
	84SLU141	MOTORKAPHAAK SET, GROOT, COMPLEET BONNET HOOK SET, LARGE, COMPLETE BONNET HOOK SET, GROß, KOMPLETT ENSEMBLE CROCHET DE BONNET, GRAND, COMPLET
	84SLU150	DEURSLOT MET SLEUTEL, RVS, INBOUW (DIEPTE INSTELBAAR H20-H52) DOOR LOCK WITH KEY, STAINLESS STEEL, BUILT-IN (ADJUSTABLE DEPTH H20-H52) TÜRSCHLOSS MIT SCHLÜSSEL, EDELSTAHL, EINGEBAUT (ANPASSBARE TIEFE H20-H52) VERROU DE PORTE AVEC CLÉ EN ACIER INOXYDABLE INTÉGRÉ (PROFONDEUR AJUSTABLE H20-H52)
	84SLU193	SLOT RVS - TYPE (H=54, L=45) LOCK STAINLESS STEEL-TYPE (H = 54, L = 45) SCHLOSS EDELSTAHL-TYP (H = 54, L = 45) SERRURE EN ACIER INOXYDABLE-TYPE (H = 54, L = 45)
	91CLA045	PIJPHOUDER NW 40, DIN, RVS, MET DRAADAS M10 PIPE HOLDER NW 40, DIN, STAINLESS STEEL, WITH WIRES M10 ROHRHALTER NW 40, DIN, EDELSTAHL, MIT DRÄHTEN M10 PORTE-PIPE NW 40, DIN, ACIER INOX, AVEC FILS M10

	Article	Description
	65BSP007	REMSPIRAAL,GEEL 20 WIN.2 X KOPPEL. M 16X1,5 BRAKE SPIRAL, YELLOW 20 WIN.2 X COUPLING. M 16X1.5 BREMSSPIRALE, GELB 20 WIN.2 X KUPPLUNG. M 16X1.5 SPIRALE DE FREIN, JAUNE 20 WIN.2 X RACCORD. M 16X1.5
	65BSP008	REMSPIRAAL,ROOD,20 WIN.2 X KOPPEL. M 16X1,5 BRAKE SPIRAL, RED, 20 WIN.2 X COUPLING. M 16X1.5 BREMSSPIRALE, ROT, 20 WIN.2 X KUPPLUNG. M 16X1.5 SPIRALE DE FREIN, ROUGE, 20 WIN.2 X RACCORD. M 16X1.5
	65LBE001	HOOGTEREGELAAR BEVESTIGING HEIGHT REGULATOR ATTACHMENT HÖHENREGLER-BEFESTIGUNG ATTACHMENT DE RÉGULATEUR DE HAUTEUR
	65LHD003	6/5 WEGVENTIEL WABCO - HEFFEN / DALEN ROTARY SLIDE VALVE DREHSCHIEBERVENTIL VALVE
	65LHD009	HEF-DAALVENTIEL COLAS + RTR-PUSH IN - DIN BAJ LIFT-LOWER VALVE COLAS + RTR-PUSH IN - DIN BAJ LIFT-LOWER VENTIL COLAS + RTR-PUSH IN - DIN BAJ VALVE INFERIEURE COLAS + RTR-PUSH IN - DIN BAJ
	65LHD011	HEF-DAALVENTIEL TASC (463 090 025 0) TRAILER AIR SUSPENSION CONTROL REGELVENTIL FÜR ANHÄNGER-LUFTF VALVE SUSPENSION PNEUM. REMORQ
	65LHD012	HEF-DAALVENTIEL E-TASC VOORGEMONTEERD TRAILER AIR SUSPENSION CONTROL REGELVENTIL FUER ANHAENGER-LUF VALVE ETASC POUR TUBE 9/12

	Article	Description
	65LHR001	HOOGTEREGELAAR WABCO LEVELING VALVE LUFTFEDERVENTIL VALVE DE NIVELLEMENT
	65LHR010	HOOGTEREGELAAR MET PUSH-IN 380 L / MIN. HEIGHT REGULATOR WITH PUSH-IN 380 L/MIN. HÖHENREGLER MIT PUSH-IN 380 L/MIN. RÉGULATEUR DE HAUTEUR AVEC POUSSÉE DE 380 L / MIN.
	65LHR012	HOOGTEREGELAAR MET PUSH-IN 610 LTR/MIN HEIGHT REGULATOR WITH PUSH-IN 610 LITER/MIN HÖHENREGLER MIT PUSH-IN 610 LITER/MIN RÉGULATEUR DE HAUTEUR AVEC POUSSÉE 610 LITRES / MIN
	65LHR017	HOOGTEREGELAAR MET SPER MET KOPPELINGEN CHASSIS LEVELLING VALVE+CUT-OFF NIVEAUREGELVENTIL CHASSIS LEVELLING VALVE
	65LLA009	LIFTASKLEP ELEKTRISCH 1-KRINGS (463 084 031 0) LIFT AXLE CONTROL VALVE LIFTACHS-STEUVVENTIL VRE ELECTRIQUE
	65LLA012	LIFTASKLEP LACV-IC IMPULSGESTUURD (WABCO 463 084 100 0) LIFT AXLE CONTROL VALVE LIFTACHSSTEUVENTIL VALVE (CONTROLE) ESSIEU LEVABL
	65LLA014	LIFTAS KLEP ILAS-E+ - BAJ. PUSH IN 6 POORTEN LIFT AXIS VALVE ILAS-E + - BAJ. PUSH IN 6-HOLE HUBACHSENVENTIL ILAS-E + - BAJ. PUSH-IN 6-LOCH SOUPAPE AXE DE LEVAGE ILAS-E + - BAJ. PUSH-IN 6 TROUS

	Article	Description
	65M32002	3/2 WEGVENTIEL EUROPA 3/2 DIRECTIONAL CONTROL VALVE EUROPE 3/2 WEGVENTIL EUROPA 3/2 SOUPAPE DE COMMANDE DIRECTIONNELLE EUROPE
	65M32004	3/2 WEGKLEP 3/2 DIRECTIONAL CONTROL VALVE 3/2-WEGEVENTIL VALVE DE COMMANDE
	65M32017	3/2 KLEP - HALDEX 352 053 001 3/2 VALVE - HALDEX 352 053 001 3/2 VENTIL - HALDEX 352 053 001 VALVE 3/2 - HALDEX 352 053 001
	65M32096	3/2 MAGNEETKLEP (BELUCHTEND) DIN BAJONET (472 172 606 0) 3/2 SOLENOID VALVE 3/2-WEGE-MAGNETVENTIL ELECTRO VALVE
	65RCI048	VEERREMCILINDER TROMMEL 24/30 BPW SPRING BRAKE CHAMBER DRUM 24/30 BPW FEDERBREMSE KAMMERTROMMEL 24/30 BPW TAMBOUR DE CHAMBRE DE FREIN DE RESSORT 24/30 EPT
	65REB008	EBS RELAISVENTIEL (WABCO 480 207 001 0) EBS-RELAY VALVE EBS-RELAISVENTIL VALVE RELAIS EBS
	65REB093	PREV VENTIEL MET KOPPELINGEN 8 MM PARK RELEASE EMERGENCY VALVE PARK-/LOESE-SICHERHEITSVENTIL VALVE D'URGENCE ET DESSERRAGE

	Article	Description
	65REB109	TRCM VENTIEL MET KOPPELINGEN 8 MM - HALDEX TRCM VALVE WITH COUPLINGS 8 MM - HALDEX TRCM VENTIL MIT KUPPLUNGEN 8 MM - HALDEX VALVE TRCM AVEC RACCORDEMENTS 8 MM - HALDEX
	65RFI002	LEIDINGSFILTER M22 X 1,5 PIPE FILTER M22 X 1.5 ROHRFILTER M22 X 1.5 FILTRE DE TUYAU M22 X 1.5
	65RFI007	ONTLUCHTINGSFILTER M22 X 1,5 VENT FILTER M22 X 1.5 ENTLÜFTUNGS FILTER M22 X 1,5 FILTRE D'ÉVENT M22 X 1,5
	65RKE018	ONTWATERINGSVENTIEL, AUTOMATISCH (315 016 001) DRAINAGE VALVE, AUTOMATIC (315 016 001) ABLASSVENTIL, AUTOMATIC (315 016 001) VALVE DE DRAINAGE, AUTOMATIQUE (315 016 001)
	65RKS019	KOPPELSTUK ISO 1728 ROOD MET FILTER EN MOER COUPLER PIECE ISO 1728 RED WITH FILTER AND NUT VERBINDUNGSSTÜCK ISO 1728 ROT MIT FILTER UND MUTTER PIECE DE RACORDEMENT ISO 1728 ROUGE AVEC FILTRE ET ECROU
	65RKS020	KOPPELSTUK ISO 1728 GEEL MET FILTER, MOER COUPLER PIECE ISO 1728 YELLOW WITH FILTER, NUT VERBINDUNGSSTÜCK ISO 1728 GELB MIT FILTER, MUTTER PIECE DE RACORDEMENT ISO 1728 JAUNE AVEC FILTRE, ECROU
	65RPK004	ONTLUCHTINGSKRAAN MET METALEN HENDEL VENTILATION TAP WITH METAL HANDLE ENTLÜFTUNGSHAHN MIT METALLGRIFF ROBINET DE VENTILATION AVEC POIGNÉE MÉTALLIQUE

	Article	Description
	65RPK005	PARKEERKLEP - 352 019 011 PARKING VALVE PARKVENTIL VALVE DE STATIONNEMENT
	65RPK032	SNELLOSVENTIEL 4XM16 + WISSELKLEP WABCO QUICK RELEASE VALVE SCHNELLOESEVENTIL QRV AVEC DVA INTERREE S/P
	65RRK007	OVERSTROOMKLEP OR 6,0 BAR CHARGING VALVE -Q UEBERSTROEMVENTIL VALVE BARRAGE
	65RRK017	DRUKBEGRENZINGSKLEP 6.0 BAR (475 015 501 0) PRESSURE LIMITING VALVE DRUCKBEGRENZUNGSVENTIL VALVE LIMITATION
	74DIV019	VERDEELBLOK 1X5 AANSL. M16X1,5 ALUMINIUM RECHTSCHTHOEK DISTRIBUTION BLOCK 1X5 CONN. M16X1.5 ALUMINIUM RIGHT ANGLE VERTEILERBSCHLOSS 1X5 CONN. M16X1.5 ALUMINIUM RECHTER WINKEL BLOC DE DISTRIBUTION 1X5 CONN. M16X1.5 ANGLE DROIT EN ALUMINIUM
	74DIV021	VERDEELBLOK 2X5 AANSL. KOPPELINGEN 8X1 SIRIT DISTRIBUTION BLOCK 2X5 CONN. COUPLINGS 8X1 SIRIT VERTEILERBSCHLOSS 2X5 CONN. KUPPLUNGEN 8X1 SIRIT BLOC DE DISTRIBUTION 2X5 CONN. RACCORDS 8X1 SIRIT
	74REM022	ONTWATERINGSVENTIEL MANUEEL M22X1,5 DRAINAGE VALVE MANUAL M22X1,5 ABLASSVENTIL MANUELL M22X1,5 VANNE DE DRAINAGE MANUEL M22X1,5

	Article	Description
	65LEC003	HEFBOOM ECAS HOOGTESENSOR (WABCO 441 050 718 2) LEVER HEBEL ECAS LEVIER CAPTEUR
	65LEC006	AFSTANDSBEDIENING ECAS (446 056 117 0) REMOTE CONTROL ECAS (446 056 117 0) FERNSTEUERUNG ECAS (446 056 117 0) TELECOMMANDE ECAS (446 056 117 0)
	65LEC016	ECAS WEGSENSOR (441 050 100 0) DISTANCE SENSOR WEGSENSOR CAPTEUR DE DEPLACEMENT
	65M32062	MAGNEETVENTIEL (NG)- 3/2 , 24VDC EEX M II T4 MAGNETIC VALVE (NG) - 3/2, 24VDC EEX M II T4 MAGNETVENTIL (NG) - 3/2, 24VDC EEX M II T4 VALVE MAGNÉTIQUE (NG) - 3/2, 24VDC EEX M II T4
	65RAB010	STAAFSENSOR + STEKKER 1 M (WABCO 441 032 809 0) S+ SENSOR L=1000 -Q ABS-WEGSENSOR CAPTEUR SUPER S 1,0 METRE
	65RAB111	EBS STEKKERDOOS (OPLEGGER) - WABCO ABS SOCKET (7PIN) ABS-STECKDOSE 7POL. 24V PRISE DE COURANT ABS.
	65REB003	DRUKSENSOR (WABCO 441 044 102 0) ECAS-PRESSURE SENSOR, CVS DRUCKSENSOR CAPTEUR DE PRESSION ECAS

	Article	Description
	65REB004	EBS VOEDINGSKABEL STEKDOOS12 MTR. EBS POWER CABLE SOCKET 12 MTR. EBS NETZKABELBUCHSE 12 METER CABLE PRISE ALIMENTATION EBS 12 MTR.
	65REB023	EBS SENSORKABEL 3METER EBS SENSOR CABLE 3METRE EBS SENSORKABEL 3 METER CABLE DE CAPTEUR EBS 3METRE
	65REB040	EBS D0 MODULATOR MAX. 4S/3M RSS EBS D0 MODULATOR MAX. 4S/3M RSS EBS D0 MODULATOR MAX. 4S/3M RSS EBS D0 MODULATEUR MAX. 4S / 3M RSS
	65REB091	SMARTBOARD NIET ADR (WABCO 446 192 110 0) ECU SMART BOARD ECU SMART BOARD ECU SMARTBOARD
	65REB092	EBS-E MODULATOR WABCO 4S/3M PREMIUM PEM (480 102 063 0) EBS-TRAILER MODULATOR 24 VOLT EBS-TRAILER MODULATOR 24 VOLT EBS-TRAILER MODULATEUR 24 VOLT
	65REB094	EBS-E VOEDINGSKABEL ISO 7638 STEKDOOS 12 MTR. SUPPLY CABLE VERSORGUNGSKABEL CABLE
	65REB096	EBS-E SENSORKABEL 3 MTR. CABLE WITH SOCKET KABEL MIT GERAETESTECKDOSE PROLONGATEUR ABS

	Article	Description
	65REB101	SMARTBOARD ADR (WABCO 446 192 111 0) ECU SMART BOARD SMART BOARD ADR SMART BOARD ADR
	65REB104	EBS-E MODULATOR 2S/2M STANDAARD PEM WABCO EBS-TRAILER MODULATOR 24 VOLT EBS-TRAILER MODULATOR 24 VOLT EBS-TRAILER MODULATOR 24 VOLT
	65REB106	EBS-E LIFTAS, RTR KABEL DIN BAJ. 4 MTR. (WABCO 449 443 040 0) CABLE WITH SOCKET KABEL MIT GERAETESTECKDOSE CABLE AVEC PRISE
	65REB176	24N BACKUP KABEL 6 MTR PVC-ADR 24N BACKUP CABLE 6 MTR PVC ADR 24N ERSATZKABEL 6 MTR PVC ADR CABLE DE RECHANGE 24N 6 MTR PVC ADR
	65REB192	EBS-E VERBINDINGSKABEL 12 MTR. BAJ. EBS-E CONNECTION CABLE 12 METER BAJONET EBS-E ANSCHLUSSKABEL 12 MTR. BAJ. EBS-E CÂBLE DE CONNEXION 12 METER BAJONET
	65REB193	EBS VOEDINGSKABEL ISO 7638 STEKDOOS 0.3M BAJ. (WABCO 449 133 003 0) CABLE WITH ABS-SOCKET KABEL MIT ABS-STECKDOSE CABLE
	65REB196	MODULATOR EB+ 2M GEN3 / 5 AUX-STAB-KOPP MODULATOR EB + 2M GEN3 / 5 AUX-STAB-COUP MODULATOR EB + 2M GEN3 / 5 AUX-STAB-COUP MODULATEUR EB + 2M GEN3 / 5 AUX-STAB-COUP

	Article	Description
	65RTC023	SENSOR VOOR LOOPREK BEVEILIGING - 0GRADEN SENSOR --ULTRASONIC ULTRASONIC SENSOR 0 GRAD CAPTEUR ULTRASONIQUE
	65RTC025	AKOESTISCHE SIGNALERING / ZOEMER BUZZER --TRAILER RUECKFAHRWARNER TAILGUARD BUZZER
	65RTC026	SENSOR LOOPREK BEVEILIGING - 15GRADEN SENSOR --ULTRASONIC ULTRASONIC SENSOR 15 GRAD CAPTEUR ULTRASONIQUE
	66KAA006	AARDINGSHASPEL TYPE EGLI (GEEL PLASTIC KAP, INCL 8M KABEL) GROUNDING REEL TYPE EGLI (YELLOW PLASTIC CAP, INCL 8M CABLE) ERDUNGSSPULE TYP EGLI (GELBE PLASTIKKAPPE, INKL 8M KABEL) MISE A LA TERRE, TYPE EGLI (CAPUCHON EN PLASTIQUE JAUNE, INCL 8M CABLE)
	66KAK003	KLEMMENSTROOK 16 POLIG CLAMP STRIP 16 PIN KLEMMLEISTE 16 PIN BANDE PINCE 16 PIN
	66KAK138	STOP VOOR KETTING ZIJVERLICHTING 3P AANSL. STOPPER FOR CHAIN ZIJVERLICHTING 3P CONNECTION STOPFEN FÜR KETTE ZIJVERLICHTING 3P CONN. BOUCHON POUR CHÂÎNE ZIJVERLICHTING 3P CONN.
	66KAV001	KABEL 1600 MM VOOR EUROPOINT (RECHTS) ADR CABLE 1600 MM FOR EURO POINT (RIGHT) KABEL 1600 MM FÜR EURO POINT (RECHTS) ADR CÂBLE 1600 MM POUR LE POINT EURO (À DROITE) ADR

	Article	Description
	66KAV002	KABEL 1600 MM VOOR EUROPOINT (LINKS) ADR CABLE 1600 MM FOR EURO POINT (LEFT) ADR KABEL 1600 MM FÜR EURO POINT (LINKS) ADR CÂBLE 1600 MM POUR EURO POINT (GAUCHE) ADR
	66KAV004	KABEL 3000 MM VOOR EUROPOINT (LINKS) ADR CABLE 3000 MM FOR EUROPOINT (LEFT) ADR KABEL 3000 MM FÜR EUROPOINT (LINKS) ADR CABLE 3000 MM POUR EUROPOINT (GAUCHE) ADR
	66KAV005	KABEL 3000 MM VOOR EUROPOINT (RECHTS) ADR CABLE 3000 MM FOR EUROPOINT (RIGHT) ADR KABEL 3000 MM FÜR EUROPOINT (RECHTS) ADR CABLE 3000 MM POUR EUROPOINT (DROITE) ADR
	66KAV010	P&R VLAKKABEL 17METER - ADR P&R FLAT CABLE 17METRES - ADR P&R FLACHKABEL 17 METER - ADR CABLE PLAT P & R 17METRES - ADR
	66KAV051	VOEDINGSKABEL 15 POLIG - ADR-600MM-ASS3 (53-6768-007) 15-PIN POWER CABLE-ADR-600MM-ASS3 (53-6768-007) 15-POLIGES STROMKABEL-ADR-600MM-ASS3 (53-6768-007) CÂBLE D'ALIMENTATION 15 BROCHES-ADR-600MM-ASS3 (53-6768-007)
	66KAV056	VOEDINGSDOOS 24N+24S+15P -ADR-600MM-ASS3 - ASPOCK SUPPLY BOX 24N +24S +15P-ADR-600MM-ASS3 - ASPOCK VERSORGUNGSKASTEN 24N +24S +15P-ADR-600MM-ASS3 - ASPOCK BOÎTE D'ALIMENTATION 24N + 24S + 15P-ADR-600MM-ASS3 - ASPOCK
	66KAV058	VOEDINGSKABEL 24N+24S -ADR-600MM-ASS3 POWER CABLE 24N + 24S-ADR-600MM-ASS3 STROMKABEL 24N + 24S-ADR-600MM-ASS3 CÂBLE D'ALIMENTATION 24N + 24S-ADR-600MM-ASS3

	Article	Description
	66KAV060	HOOFDKABEL 15 ADERIG - ADR - 15000 MM - ASS3 MAIN CABLE 15 WIRE - ADR - 15000 MM - ASS3 HAUPTKABEL 15-DRÄHTIG - ADR - 15000 MM - ASS3 CABLE PRINCIPAL 15 FILS - ADR - 15000 MM - ASS3
	66KAV071	KETTING ZIJVERLICHTING MET 3P AANSLUITING - ASPOCK CHAIN SIDE LIGHT WITH 3P CONNECTION - ASPOCK KETTEN-SEITENLEUCHE MIT 3P VERBINDUNG - ASPOCK LUMIÈRE CÔTÉ CHAÎNE AVEC RACCORDEMENT 3P - ASPOCK
	66KAV080	TUSSENKABEL 2X ASS3 + 1X ASS2 (REMLICHT) 66-8892-007 CONNECTING CABLE 2X ASS3 + 1X ASS2 (BRAKE LIGHT) 66-8892-007 VERBINDUNGSKABEL 2X ASS3 + 1X ASS2 (BREMSLICHT) 66-8892-007 CÂBLE DE CONNEXION 2X ASS3 + 1X ASS2 (FEU DE FREIN) 66-8892-007
	66KAV083	Y-KABEL 3P ASS3 (LENGTE 2X 200MM) Y-CABLE 3P ASS3 (LENGTH 2X 200MM) Y-KABEL 3P ASS3 (LÄNGE 2X 200MM) CABLE Y 3P ASS3 (LONGUEUR 2X 200MM)
	66KAV090	VOEDINGSDOOS 15-POLIG SUPPLY BOX 15-PIN VERSORUNGSKASTEN 15-PIN BOÎTE D'ALIMENTATION 15 BROCHES
	66KDC001	VERBINDINGSDOOS POLYESTER IP 65 KLEUR GRIJS120 X 122 X 90 MM CONNECTION BOX POLYESTER IP 65 COLOR GRAY 120 X 122 X 90 MM ANSCHLUSSDOSE POLYESTER IP 65 FARBE GRAU 120 X 122 X 90 MM BOÎTE DE CONNEXION POLYESTER IP 65 COULEUR GRIS 120 X 122 X 90 MM
	66KDC002	VERBINDINGSDOOS (GRIJS) POLYESTER IP 65 KLEUR GRIJS 220 X 120 X 90 MM CONNECTING BOX (GREY) POLYESTER IP 65 ANSCHLUSSDOSE (GRAU) POLYESTER IP 65 BOITIER DE CONNEXION (GRIS) POLYESTER IP 65

	Article	Description
	66KDC008	VERDEELDOOS ASPOCK DISTRIBUTION BOX ASPOCK VERTEILERKASTEN ASPOCK BOÎTE DE DISTRIBUTION ASPOCK
	66KDC026	VERDEELDOOS ASPOCK - ADR - ASS3 DISTRIBUTION BOX ASPOCK - ADR - ASS3 VERTEILERKASTEN ASPOCK - ADR - ASS3 BOÎTE DE DISTRIBUTION ASPOCK - ADR - ASS3
	66KDC028	VERDEELKABEL ASPOCK ACHTER -ADR 2X2500-ASS3 DISTRIBUTION CABLE ASPOCK REAR -ADR 2X2500-ASS3 VERTEILERKABEL ASPOCK HINTEN -ADR 2X2500-ASS3 CABLE DE DISTRIBUTION ASPOCK ARRIERE -ADR 2X2500-ASS3
	66KDC029	TUSSENVERDEELDOOS ASPOCK - ADR - ASS3 INTERMEDIATE DISTRIBUTION BOX ASPOCK - ADR - ASS3 INTERMEDIÄRER VERTEILERKASTEN ASPOCK - ADR - ASS3 BOÎTE DE DISTRIBUTION INTERMÉDIAIRE ASPOCK - ADR - ASS3
	66KDC030	VERDEELDOOS ADR 3-KAMER - ASS3 DIVIDER ADR 3-ROOM-ASS3 DIVIDER ADR 3-ZIMMER-ASS3 DIVISEUR ADR 3-ROOM-ASS3
	66KDC062	VERDEELDOOS + LCG2 (75-0310-007) DISTRIBUTION BOX + LCG2 (75-0310-007) VERTEILERKASTEN + LCG2 (75-0310-007) BOÎTE DE DISTRIBUTION + LCG2 (75-0310-007)
	66SCO008	DRAAIKNOP , ZWARTE HENDEL 2 VASTE STANDEN TURN KNOB, BLACK HANDLE 2 FIXED POSITIONS DREHGRIF, SCHWARZER GRIFF 2 FIXE POSITIONEN BOUTON TOURNANT, POIGNÉE NOIR 2 POSITIONS FIXES

	Article	Description
	66SCO015	SCHAKELMODULE VOOR RAILMONTAGE, 1NO & 1NC SWITCH MODULE FOR RAIL MOUNTING, 1NO & 1NC SCHALTMODUL FÜR SCHIENENMONTAGE, 1NO & 1NC MODULE D'INTERRUPTEUR POUR MONTAGE SUR RAIL, 1NO ET 1NC
	66SCO016	KEUZESCHAKELAAR 0-I, BLIJVEND SELECTION SWITCH 0-I, CONTINUOUS WAHLSCHALTER 0-I, KONTINUIERLICH COMMUTATEUR DE SÉLECTION 0-I, CONTINU
	66SCO017	KEUZESCHAKELAAR I-0-II, 2X BLIJVEND SELECTION SWITCH I-0-II, 2X CONTINUOUS WAHLSCHALTER I-0-II, 2X KONTINUIERLICH COMMUTATEUR DE SÉLECTION I-0-II, 2X CONTINU
	66SCO088	SCHAKELMODULE COMEX FLEX + FRONT MONTAGE, 2NO SWITCH MODULE COMEX FLEX + FRONT MOUNTING, 2NO SCHALTMODUL COMEX FLEX + FRONT MONTAGE, 2NO MODULE INTERRUPTEUR COMEX FLEX + MONTAGE AVANT, 2NO
	66SCO091	JUNCTION BOX FOR COMEX-FLEX JUNCTION BOX FOR COMEX-FLEX ANSCHLUSSDOSE FÜR COMEX-FLEX BOÎTE DE JONCTION POUR COMEX-FLEX
	66SCO096	COMEX KAST ENKELVOUDIG , 4 X M20X1.5 COMEX CABINET SINGLE, 4 X M20X1.5 COMEX SCHRANK EINZEL, 4 X M20X1.5 COMEX SIMPLE CABINE, 4 X M20X1.5
	66STC001	BATTERIJSTEKKER (MANN), TYPE E2 200AMP BATTERY PLUG (MALE), TYPE E2 200 AMP AKKUSTECKER (MÄNNLICH), TYP E2 200 AMPER CONNECTEUR DE BATTERIE (MALE), TYPE E2 200 AMP

	Article	Description
	66STC002	BATTERIJSTEKKER(FEMALE), TYPE E1 / 200 AMP BATTERY PLUG (FEMALE), TYPE E1/200 AMP AKKUSTECKER (WEIBLICH), TYP E1/200 AMPER CONNEXTEUR DE BATTERIE (FEMELLE), TYPE E1 / 200 AMP
	66STC006	STEKKER 3-POLIG HELLA PLUG 3-PIN HELLA STECKER 3-PIN HELLA PLUG HELLA À 3 BROCHES
	66STC018	STEKKERDOOS 3-POLIG SOCKET BOX 3-PIN STECKDOSENKASTEN 3-PIN BOITIER CONNEXTEUR A 3 BROCHES
	66VKC008	KASTVERLICHTING TYPE 569 , KABELINFÜHR W10A CABINET LIGHTING TYPE 569, KABELINFÜHR W10A SCHRANKBELEUCHTUNG TYP 569, KABELINFÜHR W10A ÉCLAIRAGE DE COFFRET TYPE 569, KABELINFÜHR W10A
	66VPO028	P&R HULSE (15-5971-007) P&R HULSE (15-5971-007) P&R HULSE (15-5971-007) P&R HULSE (15-5971-007)
	71VPC151	VLOTTER ADDITIEF POMP FLOAT ADDITIVE POMP TREIBADDITIVPUMPE FLOTTEUR POMPE ADDITIVE
	73BLS006	OVERBRUGGINGSSCHAKELAAR TW902+TW901 (Alfons haar) BRIDGING SWITCH TW902+TW901 (Alfons haar) BRIDGING SWITCH TW902+TW901 (Alfons haar) INTERRUPTEUR DE BRIDAGE TW902 + TW901 (Alfons haar)

	Article	Description
	73BLS009	STEKKER, TW 903, HAAR 00620 PLUG, TW 903, HAAR 00620 STECKER, TW 903, HAAR 00620 BOUCHON, TW 903, HAAR 00620
	73BLS015	HANDBEDIENING ANA-1H TOTMANN (TOTMANNSYSTEEM)
	73BTM020	THERMOMETER, WIKA, INBOUW,-20/+150°C,ROESTVRIJSTAAL,CAPIL. (LAG uitvoering) THERMOMETER, WIKA, BUILT-IN,-20/+150°C, STAINLESS STEEL, CAPIL. (LAG version) THERMOMETER, WIKA, EINGEBAUT,-20/+150°C, EDELSTAHL, CAPIL. (LAG Version) THERMOMÈTRE, WIKA, INTÉGRÉ, -20 / + 150 ° C, ACIER INOXYDABLE, CAPIL. (Version LAG)
	73HVR089	JOYSTICK SP10-N/05G JOYSTICK SP10-N/05G JOYSTICK SP10-N/05G JOYSTICK SP10-N / 05G
	OND54023	STANDAARD CONTACTELEMENT "S" STANDARD CONTACTELEMENT "S" STANDARD-KONTAKTELEMENT "S" ÉLÉMENT DE CONTACT STANDARD "S"
	OND805053	BEDIENINGS KAST MET 1 GAT CONTROL CABINET WITH 1 HOLE SCHALTSCHRANK MIT 1 LOCH ARMOIRE DE COMMANDE AVEC 1 TROU

	Article	Description
	66VAC054	ACHTERLICHT,6-KAMER MET DRIEHOEK LINKS (VALEO LC7 T4 C 11 C) REAR LIGHT, 6-CHAMBER WITH TRIANGLE LEFT (VALEO LC7 T4 C 11 C) RÜCKLICHT, 6-KAMMERN MIT DREIECK LINKS (VALEO LC7 T4 C 11 C) FEU ARRIÈRE, 6 CHAMBRES AVEC TRIANGLE GAUCHE (VALEO LC7 T4 C 11 C)
	66VAC055	ACHTERLICHT,6-KAMER MET DRIEHOEK RECHTS (VALEO LC7 T4 C 31 C - BURG 66VAL4C31C) REAR LIGHT, 6-CHAMBER WITH TRIANGLE RIGHT (VALEO LC7 T4 C 31 C - BURG 66VAL4C31C) RÜCKLICHT, 6- KAMMERN MIT DREIECK RECHTS (VALEO LC7 T4 C 31 C - BURG 66VAL4C31C) FEU ARRIÈRE, 6 CHAMBRES AVEC TRIANGLE DROIT (VALEO LC7 T4 C 31 C - BURG 66VAL4C31C)
	66VAC058	ACHTERLICHT ECOPOINT LINKS REAR LIGHT ECOPOINT LEFT RÜCKLICHT ECOPOINT LINKS LUMIÈRE ARRIÈRE GAUCHE ECOPOINT
	66VAC059	ACHTERLICHT ECOPOINT RECHTS REAR LIGHT ECOPOINT RIGHT RÜCKLICHT ECOPOINT RECHTS LUMIÈRE ARRIÈRE DROITE ECOPOINT
	66VAC067	ACHTERLICHT LED-ECOPOINT, DRIEHOEK, LINKS REAR LIGHT LED ECOPOINT, TRIANGLE, LEFT RÜCKLICHT LED ECOPOINT, DREIECK, LINKS LED ARRIÈRE, TRIANGLE, GAUCHE ECOPOINT
	66VAC068	ACHTERLICHT LED-ECOPOINT, DRIEHOEK, RECHTS REAR LIGHT LED ECOPOINT, TRIANGLE, RIGHT RÜCKLICHT LED ECOPOINT, DREIECK, RECHTS LED ARRIÈRE, TRIANGLE, DROITE ECOPOINT
	66VAC085	EUROPOINT II LINKS, 1X STANDL. LED EUROPOINT II LEFT, 1X STANDL. LED EUROPOINT II LINKS, 1X STANDL. LED EUROPOINT II GAUCHE, 1X STANDL. LED

	Article	Description
	66VAC086	EUROPOINT II RECHTS, 1X STANDL. LED EUROPOINT II RIGHT, 1X STANDL. LED EUROPOINT II RECHTS, 1X STANDL. LED EUROPOINT II DROITE, 1X STANDL. LED
	66VAC090	3 KAMER LAMP LED ENKEL 24V 3 CHAMBER LIGHT LED SINGLE 24V 3 KAMMERLEUCHTEN LED EINZEL 24V LUMIÈRE LED A 3 CHAMBRES SINGLE 24V
	66VAC100	MISTLAMP LED LED FOG LIGHT LED NEBELLEUCHTE FEU DE BROUILLARD LED
	66VAC101	ACHTERUITRIJLAMP LED REVERSING LED LIGHT RÜCKFAHRLEUCHTE LED LED DE LUMIÈRE ARRIÈRE
	66VAC122	3 KAMER LAMP LED 'DURALED COMBI' ,RECHTHOEK 3 ROOM LAMP LED "DURALED COMBI", RECTANGLE 3 ZIMMER LAMPE LED " DURALED COMBI ", RECHTECK LAMPE 3 PIÈCES LED'DURALED COMBI', RECTANGLE
	66VAC147	MINI LED II - 3K LAMP - OPEN UITEINDE 12/24V MINI LED II-3K LAMP-OPEN END 12/24V MINI LED II-3K LAMPE-OFFENES ENDE 12/24V MINI LED II-3K LAMP-OPEN END 12/24V
	66VAC156	MIST + ACHTERUITRIJLAMP LED PG11 FOG + BACKUP LIGHT LED PG11 NEBEL + ERSATZ LICHT LED PG11 FEU DE BROUILLARD + REcul LED PG11

	Article	Description
	66VAC161	EUROPOINT III LINKS (25-7000-507) EUROPOINT III LEFT (25-7000-507) EUROPOINT III LINKS (25-7000-507) EUROPOINT III GAUCHE (25-7000-507)
	66VAC162	EUROPOINT III RECHTS (25-7400-507) EUROPOINT III RIGHT EUROPOINT III RECHTS EUROPOINT III DROIT
	66VAC164	EUROPOINT III LINKS, MET BREEDTELICHT EUROPOINT III LEFT, WITH WIDTH LIGHT EUROPOINT III LINKS, MIT BREITE LICHT EUROPOINT III GAUCHE, AVEC LUMIÈRE DE LARGEUR
	66VAC165	EUROPOINT III RECHTS, MET BREEDTELICHT EUROPOINT III RIGHT, WITH WIDTH LIGHT EUROPOINT III RECHTS, MIT BREITE LICHT EUROPOINT III DROIT, AVEC LARGEUR DE LARGEUR
	66VAC166	EUROPOINT III LED LINKS, MET BREEDTELICHT (25-7020-707) EUROPOINT III LED LEFT, WITH WIDTH LIGHT (25-7020-707) EUROPOINT III LED LINKS, MIT BREITE LICHT (25-7020-707) EUROPOINT III LED GAUCHE, AVEC LUMIÈRE DE LARGEUR (25-7020-707)
	66VAC167	EUROPOINT III LED RECHTS, MET BREEDTELICHT (25-7420-707) EUROPOINT III LED RIGHT, WITH WIDTH LIGHT (25-7420-707) EUROPOINT III LED RECHTS, MIT BREITE LICHT (25-7420-707) EUROPOINT III LED DROITE, AVEC LUMIERE DE LARGEUR (25-7420-707)
	66VAC171	EUROPOINT III LED LINKS (25-7000-707) EURO POINT III LED LINKS (25-7000-707) EURO POINT III LED LINKS (25-7000-707) EUROPOINT III LED LINKS (25-7000-707)

	Article	Description
	66VAC172	EUROPOINT III LED RECHTS (25-7400-707) EURO POINT III LED RIGHT (25-7400-707) EURO POINT III LED RECHTS (25-7400-707) EURO POINT III LED DROITE (25-7400-707)
	66VAO003	BESCHERMKAP 5-K LAMPEN PROTECTION CAP 5-K LAMPS SCHUTZKAPPE 5-K LAMPEN CAPUCHON DE PROTECTION LAMPES 5-K
	66VAO019	LENS VOOR ACHTERLICHT EUROPOINT II LENS FOR REAR LIGHT EURO POINT II OBJEKTIV FÜR RÜCKLEUCHTE EURO POINT II OBJECTIF POUR LA LUMIÈRE ARRIÈRE EURO POINT II
	66VAO034	LENS VOOR ASPOCK EUROPOINT III RECHTS LENS FOR ASPOCK EUROPOINT III RIGHT OBJEKTIV FÜR ASPOCK EUROPOINT III RECHTS LENTILLE POUR ASPOCK EUROPOINT III DROIT
	66VKC014	EX-KASTVERLICHTING , LED-LAMP 24VDC EX-CABINET LIGHTING, LED BULB 24VDC EX- KAMMERBELEUCHTUNG, LED-GLÜHBIRNE 24VDC ÉCLAIRAGE EX-ARMOIRE, AMPOULE LED 24VDC
	66VNC007	KENTEKENPLAATVERLICHTING REGPOINT ADR P&R LICENCE PLATE LIGHT REGPOINT ADR P&R NUMMERSCHILD BELEUCHTUNG REGPOINT ADR P&R ÉCLAIRAGE DE PLAQUE D'IMMATRICULATION REGPOINT ADR P & R
	66VNC009	KENTEKENPLAAT VERLICHTING RECHTSGPOINT LED ADR P&R LICENCE PLATE LIGHTING RIGHT, REGPOINT LED ADR P&R NUMMERSCHILD BELEUCHTUNG RECHTS, REGPOINT LED ADR P&R ÉCLAIRAGE DE PLAQUE D'IMMATRICULATION DROIT, REGPOINT LED ADR P & R

	Article	Description
	66VNC018	KENTEKENPL. VERLICHTING REGPOINT ADR ASS3 (36-3007-397) REGISTRATION PLATE. LIGHTING REGPOINT ADR ASS3 (36-3007-397) KENNZEICHEN. BELEUCHTUNG REGPOINT ADR ASS3 (36-3007-397) PLAQUE D'IMMATRICULATION. ECLAIRAGE REGPOINT ADR ASS3 (36-3007-397)
	66VNC019	KENTEKENPLAATVERLICHTING RECHTS REGPOINT ADR ASS1 LICENCE PLATE LIGHT RIGHT REGPOINT ADR ASS1 NUMMERNSCHILD BELEUCHTUNG RECHTS REGPOINT ADR ASS1 ÉCLAIRAGE DE PLAQUE D'IMMATRICULATION DROIT, REGPOINT ADR ASS1
	66VNC020	KENTEKENPLAAT VERLICHTING REGPOINT LED ADR LICENSE PLATE LIGHTS REGPOINT LED ADR KENNZEICHENBELEUCHTUNG REGPOINT LED ADR LIGHTS PLAQUE D'IMMATRICULATION REGPOINT LED ADR
	66VNC023	KENTEKENPLAAT VERLICHTING REGPOINT II LED LICENCE PLATE LIGHTING REGPOINT II LED NUMMERNSCHILD BELEUCHTUNG REGPOINT II LED ÉCLAIRAGE DE PLAQUE D'IMMATRICULATION REGPOINT II LED
	66VNC024	KENTEKENPL. VERLICHTING REGPOINT II LED LICENCE PL. LIGHTING REGPOINT II LED NUMMERNSCHILD BELEUCHTUNG REGPOINT II LED ÉCLAIRAGE DE PLAQUE D'IMMATRICULATION REGPOINT II LED
	66VPC014	ZIJMARKERINGSLAMP AMBER VALEO FE 94 PDK SIDE MARKING LIGHT AMBER VALEO FE 94 PDK SEITENMARKIERUNGS-LEUCHTE BERNSTEINFARBEN VALEO FE 94 PDK LUMIÈRE DE MARQUAGE LATÉRALE AMBRE VALEO FE 94 PDK
	66VPC064	ZIJMARKERINGSLICHT LED UNI-POINT ADR 1500MM SIDE MARKING LIGHT LED UNI-POINT ADR 1500MM SEITENMARKIERUNGS-LEUCHTE LED UNI-POINT ADR 1500MM LUMIÈRE DE MARQUAGE LATÉRALE LED UNI-POINT ADR 1500MM

	Article	Description
	66VPC069	ZIJMARKERINGSLAMP LED HELLA SIDE MARKING LIGHT LED HELLA SEITENMARKIERUNGS-LEUCHTE LED HELLA LUMIÈRE DE MARQUAGE LATÉRALE LED HELLA
	66VPC072	POSITIELICHT WIT LED P&R 500 MM ADR UNI-POINT POSITION LIGHT WHITE LED P&R 500 MM ADR UNI-POINT POSITIONSLICHT WEIß LED P&R 500 MM ADR UNI-POINT FEU DE POSITION LED BLANCHE P & R 500 MM ADR UNI-POINT
	66VPC077	ZIJMARKERINGSLICHT LED UNI-POINT ADR 500MM SIDE MARKER LAMP LED UNI-POINT ADR 500MM SEITENMARKIERUNGSLEUCHTE LED UNI-POINT ADR 500MM LAMPE DE MARQUEUR LATÉRAL LED UNI-POINT ADR 500MM
	66VPC078	ZIJMARKERINGSLICHT LED UNI-POINT ADR 1500MM SIDE MARKING LIGHT LED UNI-POINT ADR 1500MM SEITENMARKIERUNGS-LEUCHTE LED UNI-POINT ADR 1500MM LUMIÈRE DE MARQUAGE LATÉRALE LED UNI-POINT ADR 1500MM
	66VPC079	POSITIELICHT WIT LED P&R 500 MM ADR INBOUW POSITION LIGHT WHITE LED P&R 500 MM ADR BUILT-IN POSITIONSLICHT WEIß LED P&R 500 MM ADR EINGEBAUTE FEU DE POSITION LED BLANCHE P & R 500 MM ADR INTEGRE
	66VPC080	BREEDTELICHT LINKS SUPERPOINT II RT/WS ADR WIDTH LIGHT LEFT SUPERPOINT II RT/WS ADR BREITE LICHT LINKS SUPERPOINT II RT/WS ADR LUMIÈRE DE LARGEUR GAUCHE SUPERPOINT II RT / WS ADR
	66VPC081	BREEDTELICHT RECHTS SUPERPOINT II RT/WS ADR WIDTH LIGHT RIGHT SUPERPOINT II RT/WS ADR BREITE LICHT RECHTS SUPERPOINT II RT/WS ADR LUMIÈRE DE LARGEUR DROITE SUPERPOINT II RT / WS ADR

	Article	Description
	66VPC089	POSITIELICHT WIT LED P&R 500MM ADR UNIPOINT POSITION LIGHT WHITE LED P & R 500MM ADR UNIPOINT POSITIONSLICHT WEIß LED P & R 500MM ADR UNIPOINT FEU DE POSITION LED BLANCHE P & R 500 MM ADR UNIPOINT
	66VPC095	BREEDTELICHT LED SUPERPOINT III RT/WS ADR WIDTH LIGHT LED SUPERPOINT III RT/WS ADR BREITE LICHT LED SUPERPOINT III RT/WS ADR LUMIÈRE DE LARGEUR SUPERPOINT III RT / WS ADR
	66VPC096	BREEDTELICHT LED SUPERPOINT III RT/WS ADR WIDTH LIGHT LED SUPERPOINT III RT/WS ADR BREITE LICHT LED SUPERPOINT III RT/WS ADR LUMIÈRE DE LARGEUR SUPERPOINT III RT / WS ADR
	66VPC097	MONTAGESTEUN, RUBBER, VOOR UNIPOINT OP BUIS 42 MOUNTING BRACKET, RUBBER, FOR UNIPOINT ON PIPE 42 HALTERUNG, GUMMI, FÜR UNIPOINT AUF ROHR 42 SUPPORT DE MONTAGE EN CAOUTCHOUC POUR UNIPOINT SUR TUYAU 42
	66VPC107	ZIJMARKERINGSLICHT LED UNI-POINT ADR 1500MM (ZONDER STEUN) SIDE MARKING LIGHT LED UNI-POINT ADR 1500MM (WITHOUT BRACKET) SEITENMARKIERUNGS-LEUCHTE LED UNI-POINT ADR 1500MM (OHNE HALTERUNG) LUMIÈRE DE MARQUAGE LATÉRALE LED UNI-POINT ADR 1500MM (SANS SUPPORT)
	66VPC108	POSITIELICHT WIT LED 1500MM ADR UNIPOINT (ZONDER STEUN) POSITION LIGHT WHITE LED 1500MM ADR UNIPOINT (WITHOUT BRACKET) POSITIONSLICHT WEIß LED 1500MM ADR UNIPOINT (OHNE HALTERUNG) FEU DE POSITION BLANC LED 1500MM ADR UNIPOINT (SANS SUPPORT)
	66VPC125	BREEDTELICHT LED SUPERPOINT III RT/WS ADR - LINKERZIJD (MET BEKABELING) WIDTH LIGHT LED SUPER POINT III RT/WS ADR LEFT (WITH CABLING) BREITE LICHT-LED SUPER PUNKT III RT/WS ADR LINKS (MIT VERKABELUNG) LARGEUR LED SUPER POINT III RT/WS ADR GAUCHE (AVEC CÂBLAGE)

	Article	Description
	66VPC126	BREEDTELICHT LED SUPERPOINT III RT/WS ADR - RECHTERZIJDE (MET BEKABELING) WIDTH LIGHT LED SUPER POINT III RT/WS ADR-RIGHT SIDE (WITH CABLING) BREITE LICHT-LED SUPER POINT III RT/WS ADR-RECHTE SEITE (MIT VERKABELUNG) LARGEUR LED SUPER POINT III RT/WS ADR-CÔTÉ DROIT (AVEC CÂBLAGE)
	66VPC129	ZIJMARKERINGSLICHT LED UNI-POINT ADR 500MM SIDE MARKING LIGHT LED UNI-POINT ADR 500MM SEITENMARKIERUNGS-LEUCHTE LED UNI-POINT ADR 500MM LUMIÈRE DE MARQUAGE LATÉRALE LED UNI-POINT ADR 500MM
	66VPC130	ZIJMARKERINGSLICHT LED UNI-POINT ADR 1500MM SIDE MARKING LIGHT LED UNI-POINT ADR 1500MM SEITENMARKIERUNGS-LEUCHTE LED UNI-POINT ADR 1500MM LUMIÈRE DE MARQUAGE LATÉRALE LED UNI-POINT ADR 1500MM
	66VPC141	POSITIELICHT WIT LED 500MM ADR UNIPOINT POSITION LIGHT WHITE LED 500MM ADR UNIPOINT POSITIONSLICHT WEIß LED 500MM ADR UNIPOINT FEU DE POSITION BLANC LED 500MM ADR UNIPOINT
	66VPC148	BREEDTELICHT SUPERPOINT III RT/ WS ADR LINKS WIDTH LIGHT SUPERPOINT III RT/WS ADR LEFT BREITE LICHT SUPERPOINT III RT/WS ADR LINKS LUMIÈRE DE LARGEUR SUPERPOINT III RT / WS GAUCHE
	66VPC149	BREEDTELICHT SUPERPOINT III RT/WS ADR RECHTS WIDTH LIGHT SUPERPOINT III RT/WS ADR RIGHT BREITE LICHT SUPERPOINT III RT/WS ADR RECHTS LUMIÈRE DE LARGEUR SUPERPOINT III RT / WS DROIT
	66VPC152	BREEDTELICHT SUPERPOINT II RT/WS ADR WIDTH LIGHT SUPERPOINT II RT/WS ADR BREITE LICHT SUPERPOINT II RT/WS ADR LUMIÈRE DE LARGEUR SUPERPOINT II RT / WS

	Article	Description
	66VPC155	BREEDTELICHT LED SUPERPOINT LINKS - IV RT/WS ADR WIDTH LIGHT LED SUPERPOINT LEFT - IV RT/WS ADR BREITE LICHT LED SUPERPOINT LINKS - IV RT/WS ADR LUMIÈRE DE LARGEUR LED GAUCHE SUPERPOINT II RT / WS
	66VPC156	BREEDTELICHT LED SUPERPOINT RECHTS - IV RT/WS ADR WIDTH LIGHT LED SUPERPOINT RIGHT - IV RT/WS ADR BREITE LICHT LED SUPERPOINT RECHTS - IV RT/WS ADR LUMIÈRE DE LARGEUR LED DROITE SUPERPOINT II RT / WS
	66VWC016	WERKLAMP HELLA 1G3 996 001-351 WORK LIGHT HELLA 1G3 996 001-351 ARBEITSLICHT HELLA 1G3 996 001-351 LAMPE DE TRAVAIL HELLA 1G3 996 001-351
	66VWC017	WERKLAMP ULTRA BEAM (GEBRUIK 66VWC020) WORK LIGHT ULTRA BEAM (USE 66VWC020) ARBEITSLICHT ULTRA BEAM (66VWC020 NUTZEN) LAMPE DE TRAVAIL ULTRA BEAM (UTILISEZ LA REFERENCE 66VWC020)
	66VWC020	WERKLAMP, ACHTERUITRIJLAMP WORK LIGHT, REVERSE LIGHT ARBEITSLICHT, RÜCKFAHRSCHEINWERFER LUMIÈRE DE TRAVAIL, LUMIÈRE INVERSÉE
	66VWC027	OVAAL LED ACHTERUITRIJLAMP OVAL LED REVERSE LIGHT OVAL LED RÜCKFAHRSCHEINWERFER LED DE REcul OVALE
	66VWC028	ROND LED WERKLAMP 650 LUMEN AROUND LED WORK LIGHT 650 LUMEN AROUND LED ARBEITSLICHT 650 LUMEN LAMPE DE TRAVAIL CIRCULAIRE LED 650 LUMEN

	Article	Description
	66VWC032	WORKING POINT 1500 LED ACHTERUITRIJLAMP WORKING POINT 1500 LED REVERSE LAMP ARBEITSPUNKT 1500 LED RÜCKFAHRLICHT FEU DE RECOL WORKING POINT 1500 LED
	66VZC019	FLITSLAMP , LED , ORANJE FLASHER LIGHT, LED, ORANGE BLINKERLEUCHTE, LED, ORANGE CLIGNOTANT, LED, ORANGE
	66ZOE002	ACHTERUITRIJ ALARM 24 VOLT (75-0000-007) REVERSE ALARM 24 VOLT (75-0000-007) RÜCKWÄRTSGANG-SUMMER 24 VOLT (75-0000-007) ALARME DE RECOL 24 VOLTS (75-0000-007)
	67BUM033	OPVULBUSJE BEVESTIGING BREEDTELICHT FILL TUBE ATTACHMENT WIDTH LIGHT FÜLLROHR BEFESTIGUNG BREITE LICHT TUBE POUR ATTACHE LUMIERE DE LARGEUR

	Article	Description
	65CIL013	DUBBELWERKENDE CILINDER ISO 6431 63/250 DOUBLE ACTING CYLINDER ISO 6431 63/250 DOPPELT WIRKENDER ZYLINDER ISO 6431 63/250 CYLINDRE À DOUBLE EFFET ISO 6431 63/250
	65CIL033	CILINDER PNEUMATISCH ENKELWERKEND - 2-10BAR (SLAGLENTE 25mm) CYLINDER PNEUMATIC SINGLE-OPERATING-2-10BAR (STROKE LENGTH 25MM) ZYLINDER PNEUMATISCHER EINZELBETRIEB-2-10BAR (STRICHLÄNGE 25MM) CYLINDRE PNEUMATIQUE SIMPLE-FONCTIONNEMENT-2-10BAR (LONGUEUR DE COURSE 25MM)
	65M2W003	OF-VENTIEL 1/8" (WISSELVENTIEL) OF VALVE 1/8" (EXCHANGE VALVE) OF VENTIL 1/8" (UMSCHALTVENTIL) SOUPAPE OF 1/8 "(VANNE D'ECHANGE)
	65M32010	3/2 KLEP, VA13-LRS, MET AANSLAGROL 3/2 VALVE, VA13-LRS, WITH DEPTH STOP 3/2 VENTIL, VA13-LRS, MIT TIEFENANSCHLAG VALVE 3/2, VA13-LRS, AVEC ARRETOIR DE PROFONDEUR
	65M32015	3/2 KLEP,VOOR PANEELMONTAGE,ZWARTE KNOP 3/2 VALVE, FOR PANEL MOUNTING, BLACK BUTTON 3/2 VENTIL, FÜR TAFELEINBAU, SCHWARZE TASTE VALVE 3/2, POUR MONTAGE SUR PANNEAU, BOUTON NOIR
	65M32016	3/2 KLEP,VOOR PANEELMONTAGE, RODE KNOP 3/2 VALVE, FOR PANEL MOUNTING, RED BUTTON 3/2 VENTIL, FÜR TAFELEINBAU, ROTE TASTE VALVE 3/2, POUR MONTAGE SUR PANNEAU, BOUTON ROUGE
	65M32030	3/2 KLEP, NORGREN , LUCHTBEDIEND , VEERRETOUR 3/2 VALVE, NORGREN, AIR-OPERATED, SPRING RETURN 3/2 VENTIL, NORGREN, LUFTBETRIEBEN, FEDERRÜCKLAUF 3/2 VALVE, NORGREN A AIR, RETOUR A RESSORT

	Article	Description
	65M32064	<p>MAGNEETVENTIEL (NG)- 3/2 , 12VDC EEX M II T4</p> <p>MAGNETIC VALVE (NG) - 3/2, 12VDC EEX M II T4</p> <p>MAGNETVENTIL (NG) - 3/2, 12VDC EEX M II T4</p> <p>VALVE MAGNÉTIQUE (NG) - 3/2, 12VDC EEX M II T4</p>
	65M32081	<p>3/2 SCHUIFVENTIEL 1/8" ROLBEDIEND / VEERRETOUR</p> <p>3/2 SLIDING VALVE 1/8" WHEEL-OPERATED/SPRING RETURN</p> <p>3/2 SCHIEBERVENTIL 1/8" RADBETRIEBEN/FEDERRÜCKLAUF</p> <p>3/2 SOUPAPE COULISSANTE 1/8 " SUR ROUES / RETOUR A RESSORT</p>
	65M32086	<p>3/2 KLEP, REXROTH, LUCHTBEDIEND, VEERRETOUR - 1/8"M.</p> <p>3/2 VALVE, REXROTH, AIR-OPERATED, SPRING RETURN - 1/8" M.</p> <p>3/2 VENTIL, REXROTH, LUFTBETRIEBEN, FEDERRÜCKLAUF - 1/8" M.</p> <p>SOUPAPE 3/2, REXROTH, A AIR, RETOUR A RESSORT - 1/8 "M.</p>
	65M32089	<p>3/2 KLEP,1/8"B, 2 X LUCHTBEDIEND (BISTABIEL)</p> <p>3/2 VALVE, 1/8" B, 2 X AIR-OPERATED (BI-STABLE)</p> <p>3/2 VENTIL, 1/8" B, 2 X LUFTBETRIEBEN (BI-STABIL)</p> <p>VALVE 3/2, 1/8 "B, 2 X A AIR (BI-STABLE)</p>
	65M32102	<p>3/2 WEGVENTIEL EUROPA M14</p> <p>3/2 DIRECTIONAL CONTROL VALVE EUROPE M14</p> <p>3/2 WEGEVENTIL EUROPA M14</p> <p>SOUPAPE 3/2 A COMMANDE DIRECTIONNELLE EUROPE M14</p>
	65M32104	<p>3/2 SCHUIFVENTIEL 1/8" ROLBEDIEND/VEERRETOUR</p> <p>3/2 SLIDING VALVE 1/8" WHEEL-OPERATED/SPRING RETURN</p> <p>3/2 SCHIEBERVENTIL 1/8" RADBETRIEBEN/FEDERRÜCKLAUF</p> <p>SOUPAPE COULISSANTE 3/2 1/8 " A ROUES / RETOUR ARESSORT</p>
	65M32112	<p>3/2 KLEP,LUCHTBEDIEND,VEERRETOUR</p> <p>3/2 VALVE, AIRCONTROLLED, SPRING RETURN</p> <p>3/2 VENTIL, LUFTSTEUERUNG, FEDERRÜCKZUG</p> <p>VALVE 3/2, COMMANDÉE, RETOUR DE RESSORT</p>

	Article	Description
	65M42002	SCHAKELAAR - VENTIEL, 4/3-WEG 0-10 BAR SWITCH-VALVE, 4/3-WAY 0-10 BAR SCHALTVENTIL, 4/3-WEGE 0-10 BAR COMMUTATEUR-VALVE, 4/3-WAY 0-10 BAR
	65M52002	5/2 KLEP, G 1/8", LUCHT BEDIEND, VEERRETOUR 5/2 VALVE, G 1/8", AIR-OPERATED, SPRING RETURN 5/2 VENTIL, G 1/8", LUFTBETRIEBEN, FEDERRÜCKLAUF SOUPAPE 5/2, G 1/8", A AIR, RETOUR A RESSORT
	65M52005	5/2 SCHUIFVENTIEL VOOR PANEELMONTAGE (AANSL: G 1/8") 5/2 SLIDING VALVE FOR PANEL MOUNTING (CONNECTION: G 1/8") 5/2 SCHIEBERVENTIL FÜR TAFELEINBAU (VERBINDUNG: G 1/8") SOUPAPE 5/2 COULISSANTE POUR MONTAGE SUR PANNEAU (RACCORDEMENT: G 1/8 ")
	65M52017	5/2 KLEP, 1/8"M (BISTABEL) 5/2 VALVE, 1/8 "M (BISTABLE) 5/2 VENTIL, 1/8 "M (STABIL) 5/2 VALVE, 1/8 "M (BISTABLE)
	65M52021	5/2 KLEP, VOOR PANEELMONTAGE, ZWARTE KNOP 5/2 VALVE, FOR PANEL MOUNTING, BLACK BUTTON 5/2 VENTIL, FÜR TAFELEINBAU, SCHWARZE TASTE VALVE 5/2, POUR MONTAGE SUR PANNEAU, BOUTON NOIR
	65MDI001	DOORSTROMINGS REGELAAR MET FIJNREGELING (DIAMETER 6 MM) FLOW REGULATOR WITH FINE TUNING (DIAMETER 6 MM) MENGENREGLER MIT FEINABSTIMMUNG (DURCHMESSER 6 MM) REGULATEUR DE DEBIT AVEC REGLAGE FIN (DIAMETRE 6 MM)
	65MDI019	DRUKVERKLIKKER, LUCHTDRUKINDICATOR ZWART-ROOD PRESSURE CLICKER, AIR PRESSURE INDICATOR BLACK-RED DRUCK-KLICKEK, LUFTDRUCKANZEIGE SCHWARZ-ROT INDICATEUR DE PRESSION D'AIR NOIR-ROUGE

	Article	Description
	65MDI026	OLIE - WATERAFSCHEIDER 1/4" OIL - WATER SEPARATOR 1/4" ÖL-WASSERABSCHEIDER 1/4" SÉPARATEUR D'HUILE-EAU 1/4 "
	65MDI058	DRUKREGELAAR 016802 PRESSURE REGULATOR 016802 DRUCKREGLER 016802 RÉGULATEUR DE PRESSION 016802
	65MDI063	DRUKREGELAAR R21-C2-000 , TRAPLOOS PRESSURE REGULATOR R21-C2-000, STEPLESS DRUCKREGLER R21-C2-000, STUFENLOS RÉGULATEUR DE PRESSION R21-C2-000, PAS
	65MDI082	DRUKVERKLIKKER,LUCHTDRIKINDICATOR ROOD-GROEN PRESSURE CLICKER, AIR-PRESSURE INDICATOR RED-GREEN DRUCK-KLICKEK, LUFTDRUCK-ANZEIGE ROT-GRÜN INDICATEUR DE PRESSION D'AIR ROUGE-VERT
	65MDI083	OLIE - WATERAFSCHEIDER (1/2") OIL - WATER SEPARATOR (1/2") ÖL-WASSERABSCHEIDER (1/2") SÉPARATEUR D'HUILE-EAU 1/2 "
	65MSP003	PNEUMATISCH SNELONLUCHTINGSVENTIEL (LEIDING 6MM) PNEUMATIC FAST AERATION VALVE (PIPE 6MM) PNEUMATISCHES SCHNELL-BELÜFTUNGSVENTIL (ROHR 6MM) SOUPAPE D'AÉRATION RAPIDE PNEUMATIQUE (TUYAU 6MM)
	66SCO095	COMEX KAST ENKELVOUDIG , 2 X M20X1.5 COMEX CABINET SINGLE, 2 X M20X 1.5 COMEX KABINETT SINGLE, 2 X M20X 1,5 CABINET COMEX SIMPLE, 2 X M20X 1,5

	Article	Description
	73BAP033	STUURBLOK, PST 2A, ZWART, HAAR 005070 CONTROL BLOCK, PST 2A, BLACK, HAAR 005070 STEUERBSCHLOSS, PST 2A, SCHWARZ, HAAR 005070 BLOC DE CONTRÔLE, PST 2A, NOIR, HAAR 005070
	73BAP034	STUURBLOK, PST 3A, GROEN, HAAR 009610 CONTROL BLOCK, PST 3A, GROEN, HAAR 009610 STEUERBSCHLOSS, PST 3A, GROEN, HAAR 009610 BLOC DE CONTRÔLE, PST 3A, VERT, CHEVEUX 009610
	73BAP035	STUURBLOK, PST 4A, ROOD, HAAR 015644 CONTROL BLOCK, PST 4A, ROOD, HAAR 015644 STEUERBSCHLOSS, PST 4A, ROOD, HAAR 015644 BLOC DE CONTRÔLE, PST 4A, ROUGE, CHEVEUX 015644
	73BAP047	TUSSENSTUK MET BORING HAAR 041203 , 020001 CONNECTING PIECE, WITH DRILLING HAAR 041203 , 020001 VERBINDUNGSSTÜCK, MIT BORHUNG HAAR 041203 , 020001 PIÈCE DE RACCORDEMENT, AVEC PERÇAGE HAAR 041203, 020001
	73BAP110	STUURBLOK, 3 VAKKEN, N15.3 CONTROL BLOCK, 3 COMPARTMENTS, N15.3 STEUERBSCHLOSS, 3 KAMMERN, N15.3 BLOC DE COMMANDE, 3 COMPARTIMENTS, N15.3
	73BAP133	STUURBLOK, 1 VAK, N15-1 STEERING BLOCK, 1 BOX, N15-1 STEUERBLOCK, 1 KISTE, N15-1 BLOC DE DIRECTION, 1 BOÎTE, N15-1
	73BAP150	EINDBLOK,SET , PE-L+ PE-R (HAAR 1693332) END BLOCK, SET , PE-L+ PE-R (HAAR 1693332) ENDBSCHLOSS, SET, PE-L+ PE-R (HAAR 1693332) BLOC DE FIN, SET, PE-L + PE-R (HAAR 1693332)

	Article	Description
	73BAP181	<p>TUSSENSTUK ZONDER BORING + 2X O-RING (ALFONS HAAR)</p> <p>CONNECTING PIECE WITHOUT DRILLING + 2X O-RING (ALFONS HAAR)</p> <p>VERBINDUNGSSTÜCK OHNE BOHRUNG + 2X O-RING (ALFONS HAAR)</p> <p>PIECE DE RACCORDEMENT SANS PERÇAGE + JOINT TORIQUE 2X (ALFONS HAAR)</p>
	73BDR005	<p>KIPVENTIEL, PNEUMATISCH, N4 F.5</p> <p>TANKER VALVE, PNEUMATIC, N4 F.5</p> <p>TANKER VENTIL, PNEUMATISCH, N4 F.5</p> <p>SOUPAPE DE RÉSERVOIR, PNEUMATIQUE, N4 F.5</p>
	73BDR057	<p>OVERDRUKVENT HEROSE 1 1/2" - 0,8 BAR</p> <p>OVERPRESSURE VALVE HEROSE 1 1/2" - 0,8 BAR</p> <p>ÜBERDRUCKVENTIL HEROSE 1 1/2" - 0,8 BAR</p> <p>SOUPAPE DE SURPRESSION HEROSE 1 1/2" - 0,8 BAR</p>
	73BDR058	<p>OVERDRUKVENTIEL HEROSE 1 1/2" - 1,8 BAR</p> <p>OVERPRESSURE VALVE HEROSE 1 1/2" - 1,8 BAR</p> <p>ÜBERDRUCKVENTIL HEROSE 1 1/2" - 1,8 BAR</p> <p>SOUPAPE DE SURPRESSION HEROSE 1 1/2" - 1,8 BAR</p>
	73BDR059	<p>OVERDRUKVENTIEL HEROSE 1 1/2" - 2 BAR - CE</p> <p>OVERPRESSURE VALVE HEROSE 1 1/2" - 2 BAR - CE</p> <p>ÜBERDRUCKVENTIL HEROSE 1 1/2" - 2 BAR - CE</p> <p>SOUPAPE DE SURPRESSION HEROSE 1 1/2" - 2 BAR - CE</p>
	73BDR112	<p>OVERDRUKVENTIEL NIEZGODKA 1" - 2 BAR (CHROOM-NIKKELSTAAL)</p>
	73BDR113	<p>OVERDRUKVENTIEL NIEZGODKA 1" - 2.6 BAR (CHROOM-NIKKELSTAAL)</p> <p>PRESSURE RELIEF VALVE NIEZGODKA 1"-2.6 BAR (CHROMIUM-NICKEL LANGUAGE)</p> <p>DRUCKENTLASTUNGSVENTIL NIEZGODKA 1"-2,6 BAR (CHROM-NICKEL-SPRACHE)</p> <p>SOUPAPE DE DÉCOMPRESSION NIEZGODKA 1"-2,6 BAR (CHROME-NICKEL)</p>








	Article	Description
	73BDR130	ROESTVRIJSTAAL KAP VOOR VACUUMVENTIEL UNIAC 2" STAINLESS STEEL CAP FOR VACUUM VALVE UNIAC 2" EDELSTAHL KAPPE FÜR VAKUUMVENTIL UNIAC 2" BOUCHON EN ACIER INOXYDABLE POUR SOUPE D'ASPIRATION UNIAC 2 "
	73BDR132	VACUUMVENTIEL FV.UNIAC 2", 1/2"HG (0,016B) - ZONDER KAP VACUUM VALVE FV. UNIAC 2", 1/2" HG (0,016B) – WITHOUT CAP VAKUUMVENTIL FV. UNIAC 2", 1/2" HG (0,016B) – OHNE KAPPE VALVE D'ASPIRATION FV. UNIAC 2 ", 1/2" HG (0,016B) - SANS CAPUCHON
	73BDR173	VEILIGHEIDSVENTIEL CE58/02200 - 1,5 B (22PSI) - RVS 3/4" BSPT - VITON DICHTING SAFETY VALVE CE58/02200-1.5 B (22PSI)-STAINLESS STEEL 3/4 "BSPT-VITON SEAL SICHERHEITSVENTIL CE58/02200-1.5 B (22PSI)-EDELSTAHL 3/4 "BSPT-VITON- DICHTUNG SOUPE DE SÉCURITÉ CE58/02200-1.5 B (22PSI)-JOINT EN ACIER INOXYDABLE 3/4 "BSPT-VITON
	73BDR234	VACUUMVENTIEL, PEROLO YAK, R2",0.02 B-CE VACUUM VALVE, PEROLO YAK, R2",0.02 B-CE VAKUUMVENTIL, PEROLO YAK, R2",0.02 B-CE VANNE D'ASPIRATION, PEROLO YAK, R2 ", 0.02 B-CE
	73BDR268	VACUUMVENTIEL PEROLO (YAK, R2",0.21 B - CE) VACUUM VALVE PEROLO (YAK, R2",0.21 B - CE) VAKUUMVENTIL PEROLO (YAK, R2",0.21 B - CE) VALVE D'ASPIRATION PEROLO (YAK, R2 ", 0.21 B - CE)
	73BDR282	VACUUMVENTIEL PEROLO YAK V, R2",0.02 B,CE,FOOD ATT (ZONDER KAP) VACUUM VALVE PEROLO YAK V, R2",0.02 B,CE,FOOD ATT (WITHOUT CAP) VAKUUMVENTIL PEROLO YAK V, R2",0.02 B,CE, LEBENSMITTEL ATT (OHNE KAPPE) VANNE D'ASPIRATION PEROLO YAK V, R2 ", 0.02 B, CE, ATT. ALIMENTAIRE (SANS CAPUCHON)
	73BLL012	PNEUMATISCHE ROLVIBRATOR (4250 NEWTON / 22.000HZ.) PNEUMATIC ROLL VIBRATOR (4250 NEWTON / 22,000HZ) PNEUMATISCHER ROLL-VIBRATOR (4250 NEWTON / 22,000HZ) VIBRATEUR À PISTON PNEUMATIQUE (4250 NEWTON / 22,000HZ)

	Article	Description
	73BLL025	<p>GELUIDSDEMPER VOOR ROLVIBRATOR 73BLL012</p> <p>SOUND DAMPER FOR ROLL VIBRATOR 73BLL012</p> <p>SCHALLDÄMPFER FÜR ROLLVIBRATOR 73BLL012</p> <p>AMORTISSEUR DE SON POUR VIBRATEUR DE ROULEMENT 73BLL012</p>
	73BMM004	<p>MANOMETER, 0...1 BAR, D63, G1/4" ONDER MET GLYCERINE</p> <p>MANOMETER, 0...1 BAR, D63, G1/4" UNDER WITH GLYCERINE</p> <p>MANOMETER, 0...1 BAR, D63, G1/4" UNTERSEITE MIT GLYZERIN</p> <p>MANOMÈTRE, 0 ... 1 BAR, D63, G1 / 4" BAS AVEC GLYCÉRINE</p>
	73BMM006	<p>MANOMETER, 0...10 BAR, D63, G1/4" ONDER</p> <p>MANOMETER, 0...10 BAR, D63, G1/4" UNDER</p> <p>MANOMETER, 0...10 BAR, D63, G1/4" UNTERSEITE</p> <p>MANOMÈTRE, 0 ... 10 BAR, D63, G1 / 4 " BAS</p>
	73BMM010	<p>MANOMETER, 0...4 BAR, D63, G1/4" ONDER</p> <p>MANOMETER, 0...4 BAR, D63, G1/4" UNDER</p> <p>MANOMETER, 0...4 BAR, D63, G1/4" UNTERSEITE</p> <p>MANOMÈTRE, 0 ... 4 BAR, D63, G1 / 4 "BAS</p>
	73BMM012	<p>MANOMETER, 0...400 BAR, D63, G1/4" MET GLYCERINE</p> <p>MANOMETER, 0... 400 BAR, D63, G1/4 "WITH GLYCERINE</p> <p>MANOMETER, 0... 400 BAR, D63, G1/4 "MIT GLYCERIN</p> <p>MANOMÈTRE, 0... 400 BAR, D63, G1/4 "AVEC GLYCÉRINE</p>
	73BMM013	<p>MANOMETER, 0...6 BAR, D63, G1/4" ONDER</p> <p>MANOMETER, 0...6 BAR, D63, G1/4" UNDER</p> <p>MANOMETER, 0...6 BAR, D63, G1/4" UNTERSEITE</p> <p>MANOMÈTRE, 0 ... 6 BAR, D63, G1 / 4 "BAS</p>
	73BMM016	<p>MANOMETER, 0-4 BAR, D63, G1/4" ACHTER</p> <p>MANOMETER, 0-4 BAR, D63, G1/4" REAR</p> <p>MANOMETER, 0-4 BAR, D63, G1/4" RÜCKSEITE</p> <p>MANOMÈTRE, 0-4 BAR, D63, G1 / 4 "ARRIÈRE</p>

	Article	Description
	73BMM031	MANOMETER, 0...4 BAR, D63, G1/4" RECHTS (GLYCERINE) MANOMETER, 0...4 BAR, D63, G1/4" RIGHT (GLYCERINE) MANOMETER, 0...4 BAR, D63, G1/4" RECHTS (GLYZERIN) MANOMÈTRE, 0 ... 4 BAR, D63, G1 / 4 "DROIT (GLYCÉRINE)
	73BMM049	MANOMETER (0...6 BAR, D63, G1/4" ACHTER) MANOMETER (0...6 BAR, D63, G1/4" REAR) MANOMETER (0...6 BAR, D63, G1/4" RÜCKSEITE) MANOMÈTRE (0 ... 6 BAR, D63, G1 / 4 "ARRIÈRE)
	73BTM019	THERMOMETER, WIKA, INBOUW, 0+250°C, RVS, CAPILLAIR (met LAG logo)
	73BTM033	THERMOMETER,WIKA,50/+200°C, DIGITAAL, RVS MET ROOSTER
	73FVL012	POMPFILTER, NW100 , 630µM PUMP FILTER, NW100 , 630µM PUMPENFILTER, NW100, 630 µM FILTRE DE POMPE, NW100, 630µM
	73PBK001	ONTLUCHTINGSKRAAN,R 1/4",MESSING,43.3 S VENTILATION TAP, R 1/4", BRASS, 43.3 S ENTLÜFTUNGSHAHN, R 1/4", MESSING, 43.3 S ROBINET DE VENTILATION, R 1/4 ", LAITON, 43.3 S
	73TSK028	TERUGSLAGKLEP NW2 IG,EUROPA CHECK VALVE NW2 IG,EUROPA RÜCKSCHLAGVENTIL NW2 IG,EUROPA SOUPAPE DE RETOUR NW2 IG, EUROPE




	Article	Description
	73TSK039	<p>TERUGSLAGKLEP, MONDEO, 2", ROESTVRIJSTAAL</p> <p>CHECK VALVE, MONDEO, 2", (STAINLESS STEEL)</p> <p>RÜCKSCHLAGVENTIL, MONDEO, 2", (EDELSTAHL)</p> <p>SOUPAPE DE RETOUR, MONDEO, 2", (ACIER INOXYDABLE)</p>
	74DIV013	<p>VERDEELBLOK 6X60°; AANSL. 6X M16X1,5 ALU</p> <p>DIVIDER BLOCK 6X60 °; CONN. 6X M16X1, 5 ALU</p> <p>TRENN BLOCK 6X60 °; CONN. 6X M16X1, 5 ALU</p> <p>BLOC DIVISEUR 6X60 °; CONN. 6X M16X1, 5 ALU</p>
	74IKD115	<p>INSTELBARE MANOMETER KOPPELING D 6/ G 1/4"</p> <p>ADJUSTABLE MANOMETER COUPLING D 6/ G 1/4"</p> <p>ANPASSBARE MANOMETER KUPPLUNG D 6/ G 1/4"</p> <p>RACCORD DU MANOMETRE REGLABLE D 6 / G 1/4 "</p>
	74IKP002	<p>INSTEK INSCHROEFKOPPELING , HAAKS DRM 6,R 1/4"K</p> <p>INSERTION SCREW-IN COUPLING, HAAKS DRM 6,R 1/4"K</p> <p>EINFÜHR EINSCHRAUB KUPPLUNG, HAAKS DRM 6,R 1/4"K</p> <p>RACCORD À VIS À INSERTION, HAAKS DRM 6, R 1/4 "K</p>





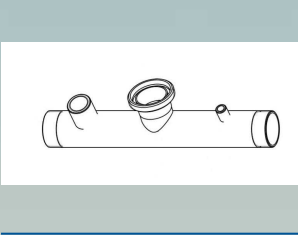
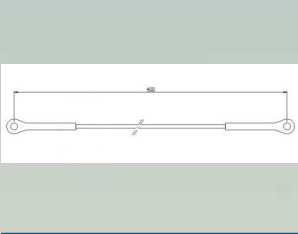

	Article	Description
	73BAM005	DICHTING,BODEMKLEP,LAG 100 BOVENBEDIEND DICHUNGSSATZ WT 80A/P POS.14 PTFE DICHUNGSSATZ WT 80A/P POS.14 PTFE JOINT WT 80A / P POS.14 PTFE
	73BAM011	DICHTINGSET HANDWIEL BOVEN BEDIENING. BODEMKLEP (SET VAN 4) SEAL BOTTOM VALVE HOLVRIEKA (resistant to high temperatures) DICHUNG BODENVENTIL HOLVRIEKA (RESISTENT GEGEN HOHE TEMPERATUREN) SOUPAPE DE FOND JOINT HOLVRIEKA (résistant aux hautes températures)
	73FVL016	DICHTING DEKSEL POMPFILTERHUIS FH 100 SEAL LID PUMP FILTER HOUSING FH 100 SIEGELDECKEL PUMPENFILTERGEHÄUSE FH 100 JOINT DE COUVERCLE DE BOITIER DE FILTRE DE POMPE FH 100
	73KRO031	FORTYT O-RING BS338, KLEPZITTING CLEANFLOW 3" - Fort Vale 5005-104 FORTY O-RING BS338, VALVE SEAT CLEANFLOW 3" - Fort Vale 5005-104 FORTY O-RING BS338, VENTILSITZ CLEANFLOW 3" - FORT VALE 5005-104 JOINT TORIQUE FORTYT BS338, VALVE SEAT CLEANFLOW 3 " - Fort Vale 5005-104
	73KRO046	FORT VALE O-RING CLEANFLOW 4" - FORT VALE 5005-349 FORT VALE O-RING CLEANFLOW 4" - FORT VALE 5005-349 FORT VALE O-RING CLEANFLOW 4" - FORT VALE 5005-349 FORT VALE O-RING CLEANFLOW 4 "- FORT VALE 5005-349
	73MGD005	DICHTING DEKSEL LAG NW500,CHEMIE SEAL LID LAG NW500, CHEMICAL SIEGELDECKEL LAG NW500, CHEMISCH SEAL LID LAG NW500, CHIMIQUE
	73MGD015	DICHTING DEKSEL LAG 20X13,INWENDIG DRM 432, BULK (WIT) SEAL LID LAG 20X13, INTERNAL DRM 432, BULK (WHITE) SIEGELDECKEL LAG 20X13, INTERN DRM 432, BULK (WEIß) JOINT COUVERCLE LAG 20X13, DRM INTERNE 432, VRAC (BLANC)

	Article	Description
	73MGD023	DICHTING DEKSEL, FV ,500, CHEMIE/VOEDING (PFTE) SEAL LID,FV,500,CHEMICAL/FOOD (PFTE) SIEGELDECKEL,FV,500,CHEMISCH/LEBENSMITTEL (PFTE) COUVERCLE D'ÉTANCHÉITÉ, FV, 500, PRODUIT CHIMIQUE / ALIMENTAIRE (PFTE)
	73MGD036	DICHTING DEKSEL LAG NW500, VOEDING SEAL LID LAG NW500, FOOD SIEGELDECKEL LAG NW500, LEBENSMITTEL JOINT COUVERCLE LAG NW500, ALIMENTAIRE
	73MGD083	DICHTING DEKSEL FV NW300, PENDLE, CHEMIE SEAL LID FV NW300, PENDLE, CHEMICAL SIEGELDECKEL FV NW300, PENDLE, CHEMISCH JOINT COUVERCLE FV NW300, PENDULAIRE, CHIMIQUE
	73MGD093	DICHTING DEKSEL , Fort Vale 500 , PENNINE/PENDLE SEAL LID, Fort Vale 500 , PENNINE/PENDLE SIEGELDECKEL, FORT Vale 500 , PENNINE/PENDLE JOINT COUVERCLE Fort Vale 500, PENNINE / PENDULAIRE
	73MGD094	DICHTING DEKSEL FV NW500, EURO, CHEMIE SEAL LID FV NW500, EURO, CHEMICAL SIEGELDECKEL FV NW500, EURO, CHEMISCH JOINT COUVERCLE FV NW500, EURO, CHIMIQUE
	73MGD274	DICHTING MANGAT NIEHUSER SEAL MANHOLE NIEHUSER DICHTUNG SCHACHT NIEHÜSER NIEHUSER D'ÉGOUT D'ÉTANCHÉITÉ
	77DKR004	DICHTING,DIN11851 G,NW50,NBR BLAUW (64X54X5) SEAL,DIN11851 G,NW50,NBR BLUE (64X54X5) DICHTUNG,DIN11851 G,NW50,NBR BLAU (64X54X5) JOINT, DIN11851 G, NW50, NBR BLEU (64X54X5)

	Article	Description
	77DKR005	DICHTING, DIN11851 G, NW50, PTFE WIT (64X54X5) SEAL, DIN11851 G, NW50, PTFE WHITE (64X54X5) DICHTUNG, DIN11851 G, NW50, PTFE WEIß (64X54X5) JOINT, DIN11851 G, NW50, PTFE BLANC (64X54X5)
	77DKR007	DICHTING, DIN11851 G, NW65, PTFE WIT (81X71X5) SEAL, DIN11851 G, NW65, PTFE WHITE (81X71X5) DICHTUNG, DIN11851 G, NW65, PTFE WEIß (81X71X5) JOINT, DIN11851 G, NW65, PTFE BLANC (81X71X5)
	77DKR009	DICHTING, DIN11851 G, NW80, PTFE WIT (95X85X5) SEAL, DIN11851 G, NW80, PTFE WHITE (95X85X5) DICHTUNG, DIN11851 G, NW80, PTFE WEIß (95X85X5) JOINT, DIN11851 G, NW80, PTFE BLANC (95X85X5)
	77DKR011	DICHTING, DIN11851 G, NW100, PTFE WIT (114X104X6) SEAL, DIN11851 G, NW100, PTFE WHITE (114X104X6) DICHTUNG, DIN11851 G, NW100, PTFE WEIß (114X104X6) JOINT, DIN11851 G, NW100, PTFE BLANC (114X104X6)
	77DKT004	DICHTING, KOPPELING TW 3", VULKOLAN SEAL, COUPLING TW 3", VULKOLLAN DICHTUNG, KUPPLUNG TW 3", VULKOLLAN JOINT, RACCORD TW 3 ", VULKOLLAN
	77VLO001	DICHTING, FLENS, OVAAL, ELAFLEX BLAUW SEAL, FLANGE, OVAL, ELAFLEX BLUE DICHTUNG, FLANSCH, OVAL, ELAFLEX BLAU JOINT, BRIDE, OVALE, BLEU ELAFLEX
	77VLR002	DICHTING, FLENS, ELAPAC BLAUW TW4" SEAL, FLANGE, ELAPAC BLUE TW4" DICHTUNG, FLANSCH, ELAPAC BLAU TW4" JOINT, BRIDE, ELAPAC BLEU TW4 "

	Article	Description
	77VLR003	DICHTING, FLENS, ELAPAC BLAUW TW3" SEAL, FLANGE, ELAPAC BLUE TW3" DICHTUNG, FLANSCH, ELAPAC BLAU TW3" JOINT, BRIDE, ELAPAC BLEU TW3 "
	77VLR006	DICHTING, FLENS, PTFE (DIA154/90X 2, 8X DIA12, STC130) SEAL, FLANGE, PTFE (DIA154/90X 2, 8X DIA12, STC130) DICHTUNG, FLANSCH, PTFE (DIA154/90X 2, 8X DIA12, STC130) JOINT, BRIDE, PTFE (DIA154/90X 2, 8X DIA12, STC130)
	77VLR012	ENVELOPPE PTFE - 90 U SHAPE ARAMIDE + NBR ENVELOPE PTFE - 90 U SHAPE ARAMIDE + NBR UMSCHLAG PTFE - 90 U FORM ARAMIDE + NBR ENVELOPPE PTFE - 90 U ARAMIDE + NBR
	77VLR013	DICHTING, FLENS, PTFE, DIAMETER175/102X 2 SEAL, FLANGE, PTFE, DIAMETER175/102X 2 DICHTUNG, FLANSCH, PTFE, DURCHMESSER175/102X 2 JOINT, BRIDE, PTFE, DIAMETER175 / 102X 2
	77VLR025	DICHTING FLENS PTFE (DIA230/151X 2, 8X DIA11, STC210) SEAL FLANGE PTFE (DIA230/151X 2, 8X DIA11, STC210) DICHTUNG FLANSCH PTFE (DIA230/151X 2, 8X DIA11, STC210) JOINT BRIDE PTFE (DIA230 / 151X 2, 8X DIA11, STC210)
	77VLR082	DICHTING FLENS, PTFE (DIAMETERMTER 200/116) SEAL FLANGE, PTFE (DIAMETER 200/116) DICHTUNG FLANSCH, PTFE (DURCHMESSER 200/116) BRIDE D'ÉTANCHÉITÉ, PTFE (DIAMÈTRE 200/116)
	77VLR204	ENVELOPPE PTFE - 90 U SHAPE ARAMIDE + NBR ENVELOPE PTFE - 90 U SHAPE ARAMIDE + NBR UMSCHLAG PTFE - 90 U FORM ARAMIDE + NBR ENVELOPPE PTFE - 90 U ARAMIDE + NBR

	Article	Description
	77VLR205	<p>ENVELOPPE PTFE - 90 U SHAPE ARAMIDE + NBR (DIA200/116 X3, 8X DIA14, STC178)</p> <p>ENVELOPE PTFE - 90 U SHAPE ARAMIDE + NBR (DIA200/116 X3, 8X DIA14, STC178)</p> <p>UMSCHLAG PTFE - 90 U FORM ARAMIDE + NBR (DIA200/116 X3, 8X DIA14, STC178)</p> <p>ENVELOPPE PTFE - 90 U ARAMIDE + NBR (DIA200 / 116 X3, 8X DIA14, STC178)</p>
	77VLV006	<p>DICHTING FLENS, VIERKANT ELAPAC BLAUW (130X130X3, DIAMETER 75, 4X GAT DIAMETER 12)</p> <p>SEAL FLANGE, SQUARE ELAPAC BLUE (130X130X3, DIAMETER 75, 4X HOLE DIAMETER 12)</p> <p>DICHTUNG FLANSCH, QUADRATISCH ELAPAC BLAU (130X130X3, DURCHMESSER 75, 4X LÖCHER DURCHMESSER 12)</p> <p>JOINT BRIDE, BLEU ELAPAC CARRÉ (130X130X3, DIAMÈTRE 75, 4X DIAMÈTRE DE TROU 12)</p>
	77VLV017	<p>DICHTING, FLENS, VIERK, FV 5005-19</p> <p>SEAL, FLANGE, SQUARE, FV 5005-19</p> <p>DICHTUNG, FLANSCH, QUADRATISCH, FV 5005-19</p> <p>JOINT, BRIDE, CARRÉ, FV 5005-19</p>

	Article	Description
	26BOC007	BOCHT 2" (INWENDIG/UITWENDIG DRAAD) GILLAIN 2223 ; W1.4404 ELBOW 2" (INWARD/OUTWARD THREAD) GILLAIN 2223; W1.4404 BOGEN 2" (INNEN-/AUßENGEWINDE) GILLAIN 2223; W1.4404 COUDE 2 "(FIL INTERIEUR / EXTERIEUR) GILLAIN 2223; W1.4404
	26DEK001	DEKSEL LEIDING 3/4" - MET DICHTING PTFE - RVS PIPE CAP 3/4" - WITH PTFE SEAL - STAINLESS STEEL ROHR-KAPPE 3/4"- MIT PTFE-DICHTUNG - EDELSTAHL BOUCHON DE TUYAU 3/4 "- AVEC JOINT DE PTFE - ACIER INOXYDABLE
	26DEK002	DEKSEL LEIDING 1 1/2" - MET DICHTING PTFE ROESTVRIJSTAAL PIPE CAP 1 1/2"- WITH PTFE SEAL - STAINLESS STEEL ROHR-KAPPE 1 1/2"- MIT PTFE-DICHTUNG - EDELSTAHL BOUCHON DE TUYAU 1 1/2 "- AVEC JOINT DE PTFE - ACIER INOXYDABLE
	26DEK004	DEKSEL LEIDING 2" - MET DICHTING PTFE - ROESTVRIJSTAAL PIPE CAP 2"- WITH PTFE SEAL - STAINLESS STEEL ROHR-KAPPE 2"- MIT PTFE-DICHTUNG - EDELSTAHL BOUCHON DE TUYAU 2 "- AVEC JOINT PTFE - ACIER INOXYDABLE
	28M2PS003C	COLLECTOR RVS 2" X 500 DRUKLEIDING S.S. COLLECTOR STAINLESS STEEL 2 "X 500 PRESSURE PIPE S.S. KOLLEKTOR EDELSTAHL 2 "X 500 DRUCKLEITUNG SB COLLECTEUR INOX 2 "X 500 TUBE DE PRESSION S.S.
	28M2PS021A	ANTI DIEFSTAL KABEL RVS D6 S.S. (LENGHT 400MM.) ANTI-THEFT CABLE STAINLESS STEEL D6 (LENGTH 400MM.) DIEBSTAHLSCHUTZ KABEL EDELSTAHL D6 (LÄNGE 400MM.) CÂBLE ANTIVOL ACIER INOXYDABLE D6 (LONGUEUR 400MM.)
	38M1P0132A	FLENS ALU 130X130XD91 / 75X4X14X15 FLENS ALU 130X130XD91 / 75X4X14X15 FLANSCH ALU 130X130XD91/75X4X14X15 BRIDE ALU 130X130XD91/75X4X14X15

	Article	Description
	46DEK002	DEKSEL, LEIDING 3" - MESSING LID, PIPE 3 "-BRASS DECKEL, ROHR 3 "-MESSING COUVERCLE, PIPE 3 "-LAITON
	46NIP009	VERLOOPNIPP. 3" - 2" UW/UW MESSING PASS NIPPLE 3 "-2" YOUR/YOUR BRASS PASS NIPPEL 3 "-2" IHR/IHR MESSING PASSEZ LE MAMELON 3 "-2" VOTRE/VOTRE LAITON
	57PLD001	COMPRESSORSLANG NW50, HITTEBESTENDIG 200°C, PIEK 240°C, 3 BAR (prijs p/m) COMPRESSOR HOSE NW50, HEAT-RESISTANT 200°C, PEAK 240°C, 3 BAR KOMPRESSOR-SCHLAUCH NW50, HITZEBESTÄNDIG BIS 200°C, MAX. 240°C, 3 BAR TUYAU DE COMPRESSEUR NW50, RÉSISTANT À LA CHALEUR 200 ° C, PIC 240 ° C, 3 BAR
	73BAH007	BODEMKLEP, HYD, EST-SCHMIDT WT-40AS NW100 BOTTOM VALVE, HYDRAULIC, EST-SCHMIDT WT-40AS NW100 BODENVENTIL, HYDRAULISCH, EST-SCHMIDT WT-40AS NW100 SOUPAPE INFÉRIEURE, HYDRAULIQUE, EST-SCHMIDT WT-40AS NW100
	73BAP007	BODEMKLEP, PNE, PBVL 100/100 S FL 90/15P + ZEEF (H=115) BOTTOM VALVE, PNE, BO 100 + SIEVE (H=115) BOTTOM VALVE, PNE, PBVL 100/100 S FL 90/15P + SIEVE (H=115) BODENVENTIL, PNE, BO 100 + SIEB (H=115) BODENVENTIL, PNE, PBVL 100/100 S FL 90/15P + SIEB (H=115) SOUPAPE INFÉRIEURE, PNE, BO 100 + TAMIS (H = 115) SOUPAPE INFÉRIEURE, PNE, PBVL 100/100 S FL 90 / 15P + TAMIS (H = 115)
	73BAP102	BODEMKLEP PNEUM. + ZEEF (H =115) BOTTOM VALVE PNEUMATIC + STRAINER (H = 115) BODENVENTIL PNEUMATISCH + SIEB (H = 115) VALVE INFÉRIEURE PNEUMATIQUE + CRÉPINE (H = 115)
	73BAP196	CLEANFLOW FOOTVALVE 45°,4",EN14433 (FORTVALE 875/8214SS) CLEANFLOW FOOT VALVE 45°,4" , EN14433 (FORTVALE 875/8214SS) CLEANFLOW FURVENTIL 45°,4" , EN14433 (FORTVALE 875/8214SS) CLAPET À PIED CLEANFLOW 45 ° , 4 " , EN14433 (FORTVALE 875 / 8214SS)

	Article	Description
	73BAP197	CLEANFLOW FOOTVALVE 45°,3",EN14433 (FORTVALE 845/1370ASS) CLEANFLOW FOOT VALVE 45°,3" , EN14433 (FORTVALE 845/1370ASS) CLEANFLOW FUßVENTIL 45°,3" , EN14433 (FORTVALE 845/1370ASS) CLAPET À PIED CLEANFLOW 45 °, 3 " , EN14433 (FORTVALE 845 / 1370ASS)
	73BAP203	SEALTYT FOOTVALVE,FV,4",105°,STST316 SEALTYT FOOTVALVE, FV, 4 " , 105 ° , STST316 SEALTYT-FUßVENTIL-, FV, 4 " , 105 ° , STST316 SEALTYT CLAPET, FV,4 " , 105 ° , STST316
	73BDR246	GIRARD MEGAFLO SRV DN80 2.62BAR/-0.21BAR GIRARD MEGAFLO SRV DN80 2.62BAR/-0.21BAR GIRARD MEGAFLO SRV DN80 2.62BAR/-0.21BAR GIRARD MEGAFLO SRV DN80 2.62BAR / -0.21BAR
	73HVR114	VERGRENDELPLAATJE VOOR JOYSTICK SP10-N/05G LOCK PLATE FOR JOYSTICK SP10-N/05G SICHERUNGSPLATTE FÜR JOYSTICK SP10-N/05G PLAQUE DE VERROUILLAGE POUR JOYSTICK SP10-N / 05G
	73KGL057	KIJKGLAS, 4", NW100-TW3 (82 MM) SIGHT GLASS, 4" , NW100-TW3 (82 MM) SCHAUGLAS, 4" , NW100-TW3 (82 MM) JAUGE, 4 " , NW100-TW3 (82 MM)
	73KKR004	KOGELKRAAN, NW50, 3-DELIG, 2" MOFAANSLUITING / LENGTE =155 BALL VALVE, NW50, 3-PART, 2" MOF CONNECTION/ LENGTH =155 KUGELVENTIL, NW50, 3-PART, 2" MOF VERBINDUNG/ LÄNGE =155 VANNE À BOULE, NW50, EN 3 PIÈCES, 2 "CONNEXION MOF / LONGUEUR = 155
	73KKR007	KOGELKRAAN NW1 1/4" BALL VALVE NW1 1/4" KUGELVENTIL NW1 1/4" VALVE À BILLE NW1 1/4 "

	Article	Description
	73KKR008	KOGELKRAAN, NW 1" (MOFAANSLUITING-PN 16 HUIS:MS VERNIKKELD) BALL VALVE, NW 1" (MOF CONNECTION - PN 16 HOUSING: MS NICKEL PLATED) KUGELVENTIL, NW 1" (MOF VERBINDUNG - PN 16 GEHÄUSE: MS VERNICKELT) VANNE À BOULE, NW 1 "(CONNEXION MOF - PN 16 BOÎTIER: MS NICKEL PLAQUÉ)
	73KKR009	KOGELKRAAN, NW 1/2", GONDROM 06.0207 BALL VALVE, NW 1/2", GONDROM 06.0207 KUGELVENTIL, NW 1/2", GONDROM 06.0207 VANNE À BOULE, NW 1/2 ", GONDROM 06.0207
	73KKR010	KOGELKRAAN NW1/4", GONDROM 06.0205 BALL VALVE NW1/4", GONDROM 06.0205 KUGELVENTIL NW1/4", GONDROM 06.0205 VANNE À BOULE NW1 / 4 ", GONDROM 06.0205
	73KKR014	KOGELKRAAN NW2", GONDROM 06.0200 BALL VALVE NW2", GONDROM 06.0200 KUGELVENTIL NW2", GONDROM 06.0200 VANNE À BOULE NW2 ", GONDROM 06.0200
	73KKR015	KOGELKRAAN , NW2 BALL VALVE, NW2 KUGELVENTIL, NW2 VANNE À BOULE, NW2
	73KKR017	KOGELKRAAN NW25-1", 3-DELIG,GILLAIN N-640 BALL VALVE NW25-1", 3-PART,GILLAIN N-640 KUGELVENTIL NW25-1", 3-TEILE,GILLAIN N-640 VANNE À BOULE, NW25-1 ", 3 PIÈCES, GILLAIN N-640
	73KKR026	KOGELKRAAN , NW50, 2-DELIG, 2" ROESTVRIJSTAAL (PFTE DICHTING - VOLLE DOORLAAT) BALL VALVE, NW50, 2-PART, 2" STAINLESS STEEL (PFTE SEAL – FULL PASSTHROUGH) KUGELVENTIL, NW50, 2-PART, 2" EDELSTAHL (PFTE DICHTUNG – FULL PASSTHROUGH) VANNE À BOULE, NW50, EN 2 PARTIES, ACIER INOXYDABLE DE 2 "(JOINT PFTE - INTÉGRAL)

	Article	Description
	73KKR039	KOGELKRAAN NW38, 2-DELIG, 1 1/2" ROESTVRIJSTAAL BALL VALVE NW38, 2-PART, 1 1/2" STAINLESS STEEL KUGELVENTIL NW38, 2-PART, 1 1/2" EDELSTAHL VANNE À BOULE NW38, EN 2 PARTIES, ACIER INOXYDABLE 1 1/2 "
	73KKR040	KOGELKRAAN, NW 25, 2-DELIG, 1" RVS (DICHT.PTFE - VOLLE DOORLAAT) BALL VALVE, NW 25, 2-PART, 1" STAINLESS STEEL (SEAL PTFE - FULL PASSTHROUGH) KUGELVENTIL, NW 25, 2-PART, 1" EDELSTAHL (DICHTUNG PTFE - FULL PASSTHROUGH) VANNE À BOULE, NW 25, EN 2 PARTIES, 1 "ACIER INOXYDABLE (JOINT PTFE - INTEGRAL)
	73KKR041	KOGELKRAAN NW15, 2-DELIG, 1/2" ROESTVRIJSTAAL BALL VALVE NW15, 2-PART, 1/2" STAINLESS STEEL KUGELVENTIL NW15, 2-PART, 1/2" EDELSTAHL VANNE À BOULE NW15, EN 2 PARTIES, 1/2 "ACIER INOXYDABLE
	73KKR042	KOGELKRAAN,NW 20, 2-DELIG, 3/4" RVS (BV2-11 DN 3/4", DICHT.PTFE - VOLLE DOORLAAT) BALL VALVE, NW 20, 2-PART, 3/4" STAINLESS STEEL (BV2-11 DN 3/4", SEAL PTFE - FULL PASSTHROUGH) KUGELVENTIL, NW 20, 2-PART, 3/4" EDELSTAHL (BV2-11 DN 3/4", DICHTUNG PTFE - FULL PASSTHROUGH) VANNE À BOULE, NW 20, EN 2 PARTIES, ACIER INOXYDABLE 3/4 "(BV2-11 DN 3/4", JOINT PTFE - INTÉGRAL)
	73KKR064	KOGELKRAAN,NW 32, 2-DELIG, 1 1/4" RVS
	73KKR127	KOGELKRAAN, NW 50, HANDGREEP, EN 14432 BALL VALVE, NW 50, HANDLE, EN14432 KUGELHAHN, NW 50, GRIFF, EN14432 VALVE À BILLE, NW 50, POIGNÉE, EN14432
	73KKR129	KOGELKRAAN, PEROLO, NW32, HANDGREEP (EN14432) BALL VALVE, PEROLO, NW32, HANDGRIP (EN14432) KUGELVENTIL, PEROLO, NW32, HANDGRIFF (EN14432) VANNE À BOULE, PEROLO, NW32, POIGNEE (EN14432)

	Article	Description
	73KRO036	<p>HENDEL MET TIR-BLOK.PL. VLINDERKLEP BURGMER</p> <p>HANDLE WITH TIR-BLOCK.PL. BUTTERFLY VALVE BURGMER</p> <p>GRIFF MIT TIR-BSCHLOSS.PL. DROSSELKLAPPE BURGMER</p> <p>POIGNÉE AVEC TIR-BLOCK.PL. BURGMERE VALVE PAPILLON</p>
	73KRO037	<p>HENDEL VEERBELAST (DN15-50)</p> <p>SPRING-LOADED HANDLE (DN15-50)</p> <p>GEFEDERTER GRIFF (DN15-50)</p> <p>POIGNÉE À RESSORT (DN15-50)</p>
	73KRO066	<p>ACTUATOR VOOR FORT VALE KOGELKRAAN TYPE 370</p> <p>ACTUATOR FOR FORT VALE BALL VALVE TYPE 370</p> <p>STELLANTRIEB FÜR FORT VALE KUGELVENTIL TYP 370</p> <p>ACTIONNEUR POUR VANNE A BOULE FORT VALE TYPE 370</p>
	73KRO067	<p>AS ADAPTER TSS FV KRAAN EN KINETROL ACTUATOR - RVS</p>
	73LPC006	<p>LOSBUIS , 2" AG , DIAMETER 42mm</p> <p>DISCHARGE TUBE, 2" AG , DIAMETER 42mm</p> <p>ABLASSROHR, 2" AG , DURCHMESSER 42mm</p> <p>TUBE DE DECHARGE, 2 "AG, DIAMETRE 42mm</p>
	73LPC008	<p>LOSPISTOOL 2" SCULLY COM VII</p> <p>DISCHARGE PISTOL 2" SCULLY COM VII</p> <p>ENTLADEPISTOLE 2" SCULLY COM VII</p> <p>PISTOLET DE DÉCHARGE 2 "SCULLY COM VII</p>
	73LPC017	<p>PISTOOLKRAAN TODO 2" MET SWIVEL EN WARTELMOER</p> <p>PISTOL TAP TODO 2" WITH SWIVEL AND UNION NUT</p> <p>PISTOL TAP TODO 2" MIT ÜBERWURFMUTTER</p> <p>ROBINET DE PISTOLET TODO 2 "AVEC PIVOT ET ÉCROU PIVOTANT</p>

	Article	Description
	73LPC032	PISTOOL ELAFLEX ZV 400.2 - ZV 400.2 PISTOL ELAFLEX ZV 400.2-ZV 400.2 PISTOLE ELAFLEX ZV 400,2-ZV 400,2 PISTOLET ELAFLEX ZV 400,2-ZV 400,2
	73LPC033	PISTOOLKRAAN TODO 2" TODO-SNAP LUG NUT PISTOL TAP TODO 2" TODO-SNAP LUG NUT PISTOL TAP TODO 2" TODO-SCHNAPPRADMUTTER ROBINET DE PISTOLET TODO 2 "TODO- ECROU DE ROUE SNAP
	73PBK043	PNEUMATISCH GESTUURDE KRAAN,2",ROESTVRIJSTAAL 316L PNEUMATICALLY CONTROLLED TAP, 2",STAINLESS STEEL 316L PNEUMATISCH GESTEUERTE HAHN, 2",EDELSTAHL 316L ROBINET PNEUMATIQUEMENT CONTRÔLÉ, 2 ", ACIER INOXYDABLE 316L
	73PBK084	KOGELKRAAN,FV,NW 50,ACTUATOR,EN 14432
	73PLK008	PLUGKRAAN GR 2" MESSING PLUG TAP GR 2" BRASS STECKER GR 2" MESSING ROBINET PLUG GR 2 "LAITON
	73SWI010	SWIVEL 2" BSP INWENDIG / UITWENDIG SWIVEL 2" BSP INTERNAL/EXTERNAL DREHGELENK 2" BSP INTERN/EXTERN PIVOT 2 "BSP INTERNE / EXTERNE
	73TSK005	TERUGSLAGKLEP , J 17,3" IG, GONDROM CHECK VALVE , J 17,3" IG, GONDROM RÜCKSCHLAGVENTIL , J 17,3" IG, GONDROM SOUPAPE DE RETOUR, J 17,3 "IG, GONDROM

	Article	Description
	73TSK042	TERUGSLAGKLEP NW1/2" IG (ROESTVRIJSTAAL) CHECK VALVE NW1/2" IG (STAINLESS STEEL) RÜCKSCHLAGVENTIL NW1/2" IG (EDELSTAHL) SOUPAPE DE RETOUR NW1 / 2 "IG (ACIER INOXYDABLE)
	73VLK032	VLINDERKLEP EBRO NW80 KLEP EN AS : RVS - PTFE / SILIKON BUTTERFLY VALVE NW80 , GONDROM, 06.6690 (STAINLESS STEEL valve+axle) DROSSELKLAPPE NW80 , GONDROM, 06.6690 (EDELSTAHL VENTIL+ACHSE) SOUPAPE PAPILLON NW80, GONDROM, 06.6690 (SOUPAPE INOX + axe)
	73VLK063	VLINDERKLEP NW50, 2 X R2" BUITENDRAAD, ROESTVRIJSTAAL 304 BUTTERFLY VALVE NW50, 2XR2" external wire, STAINLESS STEEL 304 DROSSELKLAPPE NW50, 2XR2" EXTERN DRAHT, EDELSTAHL 304 SOUPAPE PAPILLON NW50, 2XR2 "filetage extérieur, INOX 304
	73VLK080	VLINDERKLEP, FV 3" RVS
	73VLK107	VLINDERKLEP NW50 , S+R2"IG, ROESTVRIJSTAAL 304 BUTTERFLY VALVE NW50 , S+R2"IG, STAINLESS STEEL 304 DROSSELKLAPPE NW50 , S+R2"IG, EDELSTAHL 304 SOUPAPE PAPILLON NW50, S + R2 "IG, ACIER INOXYDABLE 304
	73VLK142	VLINDERKLEP, M&S CLASSIC, RVS304, GS, NW50 (DICHTING SILICONE ROOD)
	73VLK151	VLINDERKLEP ,FORT VALE 3" , UNIFLY EXT. ,OD89 (VIERKANT SLOT) BUTTERFLY VALVE, FORT VALE 3" , UNIFLY EXT. ,OD89 (SQUARE LOCK) DROSSELKLAPPE, FORT VALE 3" , UNIFLY EXT. ,OD89 (QUADRATISCH SCHLOSS) SOUPAPE PAPILLON, FORT VALE 3 " , UNIFLY EXT. , OD89 (SERRURE DE SURETE)

	Article	Description
	73VLK174	HENDELKIT VLINDERKLEP BRAY NW100, MET RVS 10 POS.TANDPLAAT
	73VLK249	<p>VLINDERKLEP ,NW100 (4"), CLAMPED, PNEUMATISCH , FORT VALE TYPE 468/70HTBPN- HOGE TEMPERATUUR</p> <p>BUTTERFLY VALVE,NW100 (4"), CLAMPED, PNEUMATIC, FORT VALE TYPE 468/70HTBPN- HIGH TEMPERATURE</p> <p>DROSSELKLAPPE,NW100 (4"), EINGESpanNT, PNEUMATISCH, FORT VALE TYP 468/70HTBPN- HOHE TEMPERATUREN</p> <p>SOUPAPE PAPILLON, NW100 (4 "), FIXE, PNEUMATIQUE, FORT VALE TYPE 468 / 70HTBPN-HAUTE TEMPERATURE</p>
	73VLK302	VLINDERKLEP, BURGMER, NW100, PN10 (TYPE BA1-11/100P3SCNAAA5D , AFST.BED.)
	74GEK008	<p>STRAALPIJP, GEKA, MS, MET SNELKOPPELING</p> <p>NOZZLE, GEKA, MS, WITH SHORTCUT</p> <p>DÜSE, GEKA, MS, MIT SHORTCUT</p> <p>BUSE, GEKA, MS, AVEC RACCOURCI</p>
	74KAM007	<p>KOPPELING, KAMLOCK, MANNELIJK - ALUMINIUM 2"</p> <p>COUPLING, KAMLOCK, MALE - ALUMINIUM 2"</p> <p>KUPPLUNG, KAMSCHLOSS, MÄNNLICH - ALUMINIUM 2"</p> <p>RACCORD, KAMLOCK, MALE - ALUMINIUM 2 "</p>
	74KAM008	<p>KOPPELING, KAMLOCK, MANNELIJK - ALUMINIUM 3"K</p> <p>COUPLING, KAMLOCK, MALE - ALUMINIUM 3"K</p> <p>KUPPLUNG, KAMSCHLOSS, MÄNNLICH - ALUMINIUM 3"K</p> <p>RACCORD, KAMLOCK, MALE - ALUMINIUM 3 "K</p>
	74KPS005	<p>KOPPELING, SLANG, KOMBIFECT NW50,R2"K ID MS (PILAAR + SCHALEN + PEN)</p> <p>COUPLING, HOSE, KOMBIFECT NW50,R2"K ID MS (PILLAR + SCALES + PIN)</p> <p>KUPPLUNG, HOSE, KOMBIFECT NW50,R2"K ID MS (SÄULE + SCALES + PIN)</p> <p>RACCORD, TUYAU, KOMBIFECT NW50, R2 "K ID MS (PILIER + BALANCES + PIN)</p>

	Article	Description
	74KPS009	SPANSCHAAL ,ALUMINIUM MET BOUTEN IN ROESTVRIJSTAAL (ND=50 / WD=8) CLAMP, ALUMINIUM WITH BOLTS IN STAINLESS STEEL (ND=50 / WD=8) KLEMME, ALUMINIUM MIT SCHRAUBEN IN EDELSTAHL (ND=50 / WD=8) COLLIER, ALUMINIUM AVEC BOULONS EN ACIER INOXYDABLE (ND = 50 / WD = 8)
	74KPS010	SPANSCHAAL, ALUMINIUM MET BOUTEN IN ROESTVRIJSTAAL (ND=75 / WD=8) CLAMP, ALUMINIUM WITH BOLTS IN STAINLESS STEEL (ND=75 / WD=8) KLEMME, ALUMINIUM MIT SCHRAUBEN IN EDELSTAHL (ND=75 / WD=8) COLLIER, ALUMINIUM AVEC BOULONS EN ACIER INOXYDABLE (ND = 75 / WD = 8)
	74KSA001	RECHTE ADAPTER R 1"K,R 1"K RIGHT ADAPTER R 1"K,R 1"K RECHTS ADAPTER R 1"K,R 1"K ADAPTATEUR DROIT R 1 "K, R 1" K
	74KSS045	SLANGPILAAR, KOPPELING 75X8 NW75 R3" AG (ZONDER SPANSCHAAL) HOSE PILLAR, COUPLING 75X8 NW75 R3" AG (WITHOUT CLAMP) HOSE SÄULE, KUPPLUNG 75X8 NW75 R3" AG (OHNE KLEMME) COLONNE DE TUYAU, RACCORD 75X8 NW75 R3 "AG (SANS COLLIER)
	74LUD001	KLAUWKOPPELING, LUDECK, ROESTVRIJSTAAL, R1" INWENDIG CLAW COUPLING, LUDECK, STAINLESS STEEL, R1" FEMALE KLAUENKUPPLUNG, LUDECK, EDELSTAHL, R1" WEIBLICH RACCORD A GRIFFES, LUDECK, ACIER INOXYDABLE, R1 "FEMELLE
	74LUD002	KLAUWKOPPELING, LUDECK, ROESTVRIJSTAAL, BLIND CLAW COUPLING, LUDECK, STAINLESS STEEL, BLIND KLAUENKUPPLUNG, LUDECK, EDELSTAHL, BLIND RACCORD A GRIFFES, LUDECK, ACIER INOXYDABLE, BORGNE
	74LUD003	KLAUWKOPPELING, LUDECK, ROESTVRIJSTAAL, R1" UITWENDIG CLAW COUPLING, LUDECK, STAINLESS STEEL, R1" MALE KLAUENKUPPLUNG, LUDECK, EDELSTAHL, R1" MÄNNLICH RACCORD A GRIFFES, LUDECK, ACIER INOXYDABLE, R1 "MALE

	Article	Description
	74LUD004	KLAUWKOPPELING, LUDECK, ROESTVRIJSTAAL, DN25 (1") SLANGPILAAR CLAW COUPLING, LUDECK, STAINLESS STEEL, DN25 (1") HOSE PILLAR KLAUENKUPPLUNG, LUDECK, EDELSTAHL, DN25 (1") HOSE SÄULE RACCORD A GRIFFES, LUDECK, ACIER INOXYDABLE, DN25 (1 ") PILIER DE TUYAU
	74LUD009	KLAUWKOPPELING, LUDECK, ROESTVRIJSTAAL, R3/4" UITWENDIG CLAW COUPLING, LUDECK, STAINLESS STEEL, R3/4" MALE KLAUENKUPPLUNG, LUDECK, EDELSTAHL, R3/4" MÄNNLICH RACCORD A GRIFFES, LUDECK, ACIER INOXYDABLE, R3 / 4 "MALE
	74ROS014	INSCHROEFKEGELSTUK, DIN11851 DT, NW50, 1.4307 SCREW-IN CONE PIECE, DIN11851 DT, NW50, 1.4307 EINSCHRAUB KEGELSTÜCK, DIN11851 DT, NW50, 1.4307 VIS CONIQUE, DIN11851 DT, NW50, 1.4307
	74ROS016	INSCHROEFDRAADSTUK, DIN11851 CT, NW50,1.4307 SCREW-IN THREAD PIECE, DIN11851 CT, NW50, 1.4307 EINSCHRAUB GEWINDESTÜCK, DIN11851 CT, NW50, 1.4307 VIS FILETÉE, DIN11851 CT, NW50, 1.4307
	74ROS036	LASKEGELDSTUK, NW80, 1.4307, DIN11851 SD (85X2) WELD CONE PIECE, NW80, 1.4307, DIN11851 SD (85X2) WELD KEGELSTÜCK, NW80, 1.4307, DIN11851 SD (85X2) PIÈCE DE CÔNE DE SOUDAGE, NW80, 1.4307, DIN11851 SD (85X2)
	74ROS037	LASKEGELSTUK ,DIN11851 SD, NW100 , 1.4307 WELD CONE PIECE,DIN11851 SD, NW100 , 1.4307 WELD KEGELSTÜCK,DIN11851 SD, NW100 , 1.4307 PIÈCE DE CÔNE DE SOUDAGE, DIN11851 SD, NW100, 1.4307
	74ROS042	OPSCHROEFDRAADSTUK, DIN11851 CT, NW50, 1.4307 SCREW ON THREAD PIECE, DIN11851 CT, NW50, 1.4307 ANSCHRAUBBARES GEWINDESTÜCK, DIN11851 CT, NW50, 1.4307 VIS SUR PIECE DE FILETAGE, DIN11851 CT, NW50, 1.4307

	Article	Description
	74ROS045	<p>OPSCHROEFKEGELSTUK, DIN11851 DT, NW50, 1.4307</p> <p>SCREW ON CONE PIECE, DIN11851 DT, NW50, 1.4307</p> <p>ANSCHRAUBBARES KEGELSTÜCK, DIN11851 DT, NW50, 1.4307</p> <p>VIS SUR PIÈCE DE CÔNE, DIN11851 DT, NW50, 1.4307</p>
	74ROS047	<p>SLANGKEGELSTUK (DIN11851, NW50, 1.4307)</p> <p>HOSE CONE PIECE (DIN11851, NW50, 1.4307)</p> <p>SCHLAUCH KEGELSTÜCK (DIN11851, NW50, 1.4307)</p> <p>PIÈCE DE CÔNE DE TUYAU (DIN11851, NW50, 1.4307)</p>
	74ROS050	<p>WARTELMOER, DIN11851 F, NW50, 1.4307</p>
	74ROS058	<p>BLINDMOER FB, NW100, PE-WIT, KNOP (DIN11851)</p> <p>BLIND NUT FB, NW100, PE-WHITE, KNOP (DIN11851)</p> <p>BLINDMUTTER FB, NW100, PE-WEIß, KNOP (DIN11851)</p> <p>ECROU BORGNE FB, NW100, PE-BLANC, KNOP (DIN11851)</p>
	74ROS086	<p>BLINDMOER, DIN11851 FB, NW50, 1.4307, KEGEL (MET KETTING)</p>
	74ROS104	<p>LASDRAADSTUK, DIN11851 SC, NW50, 1.4307 (53X1.5)</p>
	79KAB012	<p>ANTI DIEFSTAL KABEL MET PVC TBV APPANDAGES (2X OOGJE / TOTAAL LENGTE 200MM)</p> <p>ANTI-THEFT CABLE WITH PVC FOR APPENDAGES (2X EYE/ TOTAL LENGTH 200MM)</p> <p>DIEBSTAHLSICHERUNGSKABEL MIT PVC FÜR ANHÄNGE (2X ÖSE/ TOTAL LÄNGE 200MM)</p> <p>CABLE ANTI-VOL AVEC PVC POUR APPENDICES (2X OEILLETTS / LONGUEUR TOTALE 200MM)</p>



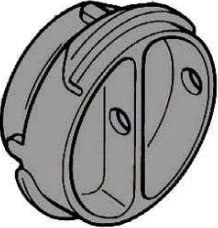
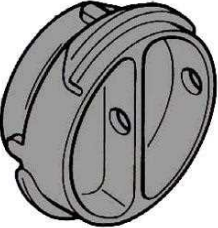
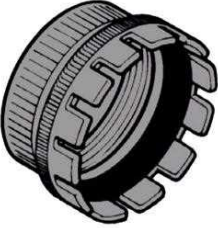
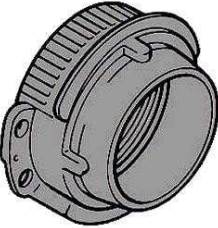
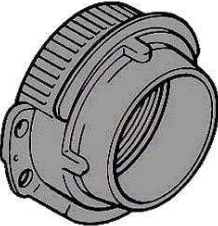
	Article	Description
	74STO092	STORZ, VAST, 4" ,ID ,ALUMINIUM, NW110, NOK.133 (PFTE / FOOD) STORZ, FIXED, 4" ,ID ,ALUMINIUM, NW110, NOK.133 (PFTE / FOOD) STORZ, FIX, 4" ,ID ,ALUMINIUM, NW110, NOK.133 (PFTE / LEBENSMITTEL) STORZ, FIXE, 4 " , ID, ALUMINIUM, NW110, NOK.133 (PFTE / ALIMENTATION)
	74STO098	STORZ, VAST, 3", ID, ALUMINIUM, NW75, NOK.89 (PFTE / WIT) STORZ, FIXED, 3", ID, ALUMINIUM, NW75, NOK.89 (PFTE / WHITE) STORZ, FIX, 3", ID, ALUMINIUM, NW75, NOK.89 (PFTE / WEIß) STORZ, FIXE, 3 " , ID, ALUMINIUM, NW75, NOK.89 (PFTE / BLANC)
	74STO100	STORZ, BLIND, ALUMINIUM, NW75, NOK.89 STORZ, BLIND, ALUMINIUM, NW75, NOK.89 STORZ, BLIND, ALUMINIUM, NW75, NOK.89 STORZ, VOLET, ALUMINIUM, NW75, NOK.89
	74STO101	STORZ, DRAAIBAAR, 3", ID , ALU , NW75 , NOK.89 STORZ, SWIVEL, 3 " , ID, ALU, NW75, NOK. 89 STORZ, SWIVEL, 3 " , ID, ALU, NW75, NOK. 89 STORZ, PIVOTANT, 3 " , ID, ALU, NW75, NOK. 89
	74STO102	STORZ, VAST, 2", ID, ALUMINIUM, NW52, NOK.66 (PFTE WIT) STORZ, FIXED, 2", ID, ALUMINIUM, NW52, NOK.66 (PFTE WHITE) STORZ, FIX, 2", ID, ALUMINIUM, NW52, NOK.66 (PFTE WEIß) STORZ, FIXE, 2 " , ID, ALUMINIUM, NW52, NOK.66 (PFTE BLANC)
	74STO103	STORZ,VAST, 2", UD, ALUMINIUM, NW52, NOK.66 (SILI WIT) STORZ, FIXED, 2", UD, ALUMINIUM, NW52, NOK.66 (SILI WHITE) STORZ, FIX, 2", UD, ALUMINIUM, NW52, NOK.66 (SILI WEIß) STORZ, FIXE, 2 " , UD, ALUMINIUM, NW52, NOK.66 (BLANC SILI)
	74STO105	STORZ , BLIND, ALUMINIUM, NW52, NOK.66 STORZ , BLIND, ALUMINIUM, NW52, NOK.66 STORZ , BLIND, ALUMINIUM, NW52, NOK.66 STORZ, VOLET, ALUMINIUM, NW52, NOK.66

	Article	Description
	74GUI003	<p>KOPPELING GUILLEMIN, RVS NW 50, 2"K INWENDIGE DRAAD</p> <p>CLUTCH GUILLEMIN, STAINLESS STEEL NW 50, 2 "K INTERNAL THREAD</p> <p>KUPPLUNG GUILLEMIN, EDELSTAHL NW 50, 2 "K INNENGEWINDE</p> <p>L'EMBRAYAGE GUILLEMIN, ACIER INOXYDABLE NW 50, 2 "K FILETAGE INTERNE</p>
	74GUI005	<p>KOPPELING GUILLEMIN, ROESTVRIJSTAAL NW80,3"K INWENDIGE DRAAD</p> <p>COUPLING GUILLEMIN, STAINLESS STEEL NW80,3"K FEMALE THREAD</p> <p>KUPPLUNG GUILLEMIN, EDELSTAHL NW80,3"K INNENGEWINDE</p> <p>RACCORD GUILLEMIN, ACIER INOXYDABLE NW80,3 "K FILETAGE FEMELLE</p>
	74GUI007	<p>KOPPELING , GUILLEMIN , DEKSEL, ALUMINIUM NW 80</p> <p>COUPLING, GUILLEMIN, LID, ALUMINIUM NW 80</p> <p>KUPPLUNG, GUILLEMIN, LID, ALUMINIUM NW 80</p> <p>RACCORD, GUILLEMIN, COUVERCLE, ALUMINIUM NW 80</p>
	74GUI012	<p>KOPPELING GUILLEMIN, ALUMINIUM NW 50,2"K INWENDIGEDRAAD</p> <p>COUPLING GUILLEMIN, ALUMINIUM NW 50,2"K FEMALE THREAD</p> <p>KUPPLUNG GUILLEMIN, ALUMINIUM NW 50,2"K INNENGEWINDE</p> <p>RACCORD GUILLEMIN, ALUMINIUM NW 50,2 "K FILETAGE FEMELLE</p>
	74GUI013	<p>KOPPELING GUILLEMIN, ALUMINIUM NW50, 2" K INWEDIGE DRAAD</p> <p>COUPLING GUILLEMIN, ALUMINIUM NW50, 2" K FEMALE THREAD</p> <p>KUPPLUNG GUILLEMIN, ALUMINIUM NW50, 2" K INNENGEWINDE</p> <p>RACCORD GUILLEMIN, ALUMINIUM NW50, 2 "K FILETAGE FEMELLE</p>
	74GUI019	<p>KOPPELING GUILLEMIN ALUMINIUM NW80,3"K INWENDIGE DRAAD MET VERGREDELING</p> <p>COUPLING GUILLEMIN ALUMINIUM NW80,3"K FEMALE THREAD WITH LOCK</p> <p>KUPPLUNG GUILLEMIN ALUMINIUM NW80,3"K INNENGEWINDE MIT SCHLOSS</p> <p>RACCORD GUILLEMIN ALUMINIUM NW80,3 "K FILETAGE FEMELLE AVEC SERRURE</p>
	74GUI036	<p>KOPPELING GUILLEMIN, RVS NW100, 4"K INWENDIGE DAAD</p> <p>CLUTCH GUILLEMIN, STAINLESS STEEL NW100, 4 "K INTERNAL ACT</p> <p>KUPPLUNG GUILLEMIN, EDELSTAHL NW100, 4 "K INTERNAL ACT</p> <p>L'EMBRAYAGE GUILLEMIN, ACIER INOXYDABLE NW100, 4 "K ACTE INTERNE</p>

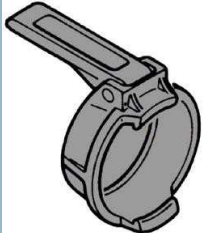





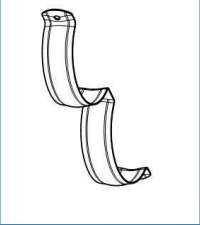
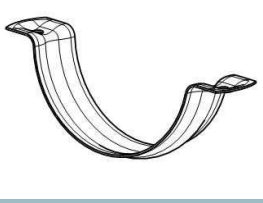
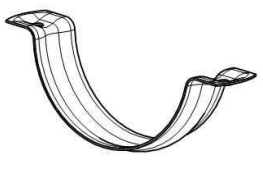
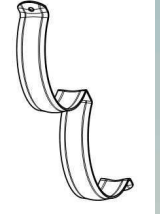

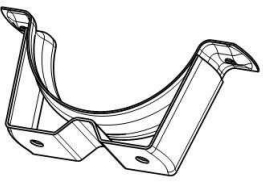
Article	Description
74GUI058	KOPPELING GUILLEMIN, RVS NW 50, SLANGPILAAR CLUTCH GUILLEMIN, STAINLESS STEEL NW 50, HOSE PILLAR KUPPLUNGS GUILLEMIN, EDELSTAHL NW 50, SCHLAUCH SÄULE L'EMBAYAGE GUILLEMIN, ACIER INOXYDABLE NW 50, PILIER DE TUYAU




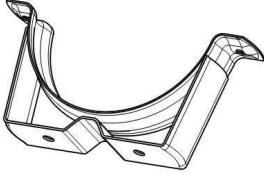



	Article	Description
	2892PS070A	<p>TW-DEKSEL MET DRAADSTUK 1" S.S.</p> <p>TW CAP WITH 1" THREAD</p> <p>TW KAPPE MIT 1" GEWINDE</p> <p>TW CAP AVEC FILETAGE 1"</p>
	28M2P0007A	<p>FLENS ROESTVRIJSTAAL D155 X D82 / D90XSTC130X8XD11X10</p> <p>FLANGE STAINLESS STEEL D155 X D82 / D90XSTC130X8XD11X10</p> <p>FLANSCH EDELSTAHL D155 X D82 / D90XSTC130X8XD11X10</p> <p>BRIDE ACIER INOXYDABLE D155 X D82 / D90XSTC130X8XD11X10</p>
	35FLE003	<p>FLENS,LAS DIN 28460 NW80 - TW1 ALUMINIUM</p> <p>FLANGE, WELD DIN 28460 NW80 - TW1 ALUMINIUM</p> <p>FLANSCH, SCHWEIßNAHT DIN 28460 NW80 - TW1 ALUMINIUM</p> <p>BRIDE, SOUDURE DIN 28460 NW80 - TW1 ALUMINIUM</p>
	73EBV001	<p>ELASTISCHE BUISVERBINDING , NW100, ELAFLEX ERV 100 TW VSD (MET VACUUM SPIRAAL)</p> <p>ELASTIC TUBE CONNECTION, NW100, ELAFLEX ERV 100 TW VSD (WITH VACUUM SPIRAL)</p> <p>ELASTISCHE SCHLAUCHVERBINDUNG, NW100, ELAFLEX ERV 100 TW VSD (MIT VAKUUM SPIRALE)</p> <p>RACCORD DE TUBE ÉLASTIQUE, NW100, ELAFLEX ERV 100 TW VSD (AVEC SPIRALE SOUS VIDE)</p>
	73EBV003	<p>ELASTISCHE BUISVERBINDING, NW80, ELAFLEX ERV 80 TW VSD (VACUUM SPIRAAL)</p> <p>ELASTIC TUBE CONNECTION, NW80, ELAFLEX ERV 80 TW VSD (VACUUM SPIRAL)</p> <p>ELASTISCHE ROHRVERBINDUNG, NW80, ELAFLEX ERV 80 TW VSD (VAKUUM SPIRALE)</p> <p>RACCORDEMENT DE TUBE ÉLASTIQUE, NW80, ELAFLEX ERV 80 TW VSD (SPIRALE DE VIDE)</p>
	73VLK005	<p>VLINDERKLEP BURGMER NW100 ,TW - DICHTING RVS</p> <p>BUTTERFLY VALVE BURGMER NW100 ,TW - SEAL STAINLESS STEEL</p> <p>DROSSELKLAPPE BURGMER NW100 ,TW - DICHTUNG EDELSTAHL</p> <p>SOUPAPE PAPILLON BURGMER NW100, TW - ACIER INOXYDABLE</p>
	74GUI052	<p>KOPPELING GUILLEMIN, RVS NW 50 , 2"K UITWENDIGE DRAAD</p> <p>CLUTCH GUILLEMIN, STAINLESS STEEL NW 50, 2 "K EXTERNAL THREAD</p> <p>KUPPLUNG GUILLEMIN, EDELSTAHL NW 50, 2 "K AUßENGEWINDE</p> <p>L'EMBRAYAGE GUILLEMIN, ACIER INOXYDABLE NW 50, 2 "K FILETAGE EXTERNE</p>

	Article	Description
	74TWK001	TW KOPPELING, BLINDDEKSEL MB 80 SS , ROESTVRIJSTAAL TW COUPLING, BLIND LID MB 80 SS , STAINLESS STEEL TW KUPPLUNG, BLINDDECKEL MB 80 SS , EDELSTAHL TW RACCORD, COUVERCLE BORGNE MB 80 SS, ACIER INOXYDABLE
	74TWK002	KOPPELING, TW, BLINDDEKSEL MB 50 SS,RVS CLUTCH, TW, BLIND LID MB 50 SS, STAINLESS STEEL KUPPLUNG, TW, BLINDDECKEL MB 50 SS, EDELSTAHL EMBRAYAGE, TW, COUVERCLE BORGNE MB 50 SS, ACIER INOXYDABLE
	74TWK004	TW KOPPELING, BLINDSTOP VB 80 SS , ROESTVRIJSTAAL TW COUPLING, BLIND STOP VB 80 SS , STAINLESS STEEL TW KUPPLUNG, BLINDSTOPFEN VB 80 SS , EDELSTAHL TW RACCORD, BUTEE VB 80 SS, ACIER INOXYDABLE
	74TWK005	KOPPELING, TW, BLINDSTOP VB 50 SS, RVS CLUTCH, TW, BLIND STOP VB 50 SS, STAINLESS STEEL KUPPLUNG, TW, BLIND STOP VB 50 SS, EDELSTAHL EMBRAYAGE, TW, BLIND STOP VB 50 SS, INOX
	74TWK006	TW KOPPELING, DICHRINGSTUK, TW-K 80 SS-3" IG, RVS TW COUPLING, SEAL RING PIECE, TW-K 80 SS-3" IG, STAINLESS STEEL TW KUPPLUNG, DICHTUNG RINGSTÜCK, TW-K 80 SS-3" IG, EDELSTAHL TW RACCORD, JOINT TORIQUE, TW-K 80 SS-3 "IG, ACIER INOXYDABLE
	74TWK008	KOPPELING TW MANNELIJK VK 80 - 3" IG SS - ROESTVRIJSTAAL COUPLING TW MALE VK 80 - 3" IG SS - STAINLESS STEEL KUPPLUNG TW MÄNNLICH VK 80 - 3" IG SS - EDELSTAHL RACCORD TW MALE VK 80 - 3 "IG SS - ACIER INOXYDABLE
	74TWK009	KOPPELING, TW, MANNELIJK VK 50 - 2" IG SS - RVS CLUTCH, TW, MALE VK 50-2 "IG SS-RVS KUPPLUNG, TW, MÄNNLICH VK 50-2 "IG SS-RVS EMBRAYAGE, TW, MÂLE VK 50-2 "IG SS-VR

	Article	Description
	74TWK010	<p>TW KOPPELING ,SPANRING/HENDEL TW-M 80 SS, RVS</p> <p>TW COUPLING, TENSION RING/HANDLE TW-M 80 SS, STAINLESS STEEL</p> <p>TW KUPPLUNG, SPANNRING/GRIFF TW-M 80 SS, EDELSTAHL</p> <p>TW RACCORD, BAGUE DE TENSION / POIGNEE TW-M 80 SS, ACIER INOXYDABLE</p>
	74TWK011	<p>TW KOPPELING ,MET SPANRING/HENDEL TW-M 50 SS, RVS</p> <p>TW COUPLING, WITH TENSION RING/HANDLE TW-M 50 SS, STAINLESS STEEL</p> <p>TW KUPPLUNG, MIT SPANNRING/ GRIFF TW-M 50 SS, EDELSTAHL</p> <p>TW RACCORD, AVEC ANNEAU DE TENSION / POIGNEE TW-M 50 SS, ACIER INOXYDABLE</p>
	74TWK024	<p>TW KOPPELING, DICHRINGSTUK, TW-K 80 MS-3" IG, MS</p> <p>TW COUPLING, SEAL RING PIECE, TW-K 80 MS-3" IG, MS</p> <p>TW KUPPLUNG, DICHTUNG RINGSTÜCK, TW-K 80 MS-3" IG, MS</p> <p>TW RACCORD, JOINT D'ÉTANCHÉITÉ, TW-K 80 MS-3 "IG, MS</p>
	74TWK025	<p>TW KOPPELING, DICHRINGSTUK, TW-K 50 MS-2" IG, MS</p> <p>TW COUPLING, SEAL RING PIECE, TW-K 50 MS-2" IG, MS</p> <p>TW KUPPLUNG, DICHTUNG RINGSTÜCK, TW-K 50 MS-2" IG, MS</p> <p>TW RACCORD, JOINT D'ÉTANCHÉITÉ, TW-K 50 MS-2 "IG, MS</p>
	74TWK026	<p>TW KOPPELING, MANNELIJK VK 80 - 3" IG MS - MESSING</p> <p>TW COUPLING, MALE VK 80 - 3" IG MS - BRASS</p> <p>TW KUPPLUNG, MÄNNLICH VK 80 - 3" IG MS - MESSING</p> <p>TW RACCORD, MÂLE VK 80 - 3 "IG MS - LAITON</p>
	74TWK027	<p>TW KOPPELING, MANNELIJK VK 50 - 2" IG MS - MESSING</p> <p>TW COUPLING, MALE VK 50 - 2" IG MS - BRASS</p> <p>TW KUPPLUNG, MÄNNLICH VK 50 - 2" IG MS - MESSING</p> <p>RACCORD TW, MALE VK 50 - 2 "IG MS - LAITON</p>
	74TWK028	<p>KOPPELING TW, SPANRING/HENDEL TW-M 80 MS, MESSING</p> <p>COUPLING TW, TENSION RING /HANDLE TW-M 80 MS, BRASS</p> <p>KUPPLUNG TW, SPANNRING/GRIFF TW-M 80 MS, MESSING</p> <p>RACCORD TW, ANNEAU DE TENSION / POIGNEE TW-M 80 MS, LAITON</p>



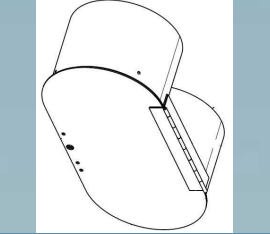
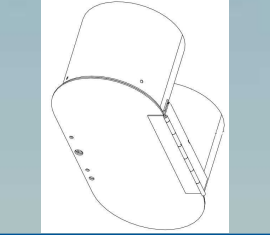



	Article	Description
	74TWK029	<p>TW KOPPELING, SPANRING/HENDEL TW-M 50 MS, MESSING</p> <p>TW COUPLING, TENSION RING /HANDLE TW-M 50 MS, BRASS</p> <p>TW KUPPLUNG, SPANNRING/GRIFF TW-M 50 MS, MESSING</p> <p>TW RACCORD, BAGUE / POIGNEE DE TENSION TW-M 50 MS, LAITON</p>
	74TWK033	<p>KOPPELING TW DICHRINGSTUK, TW-K 50 MS-2" AG,MS</p> <p>COUPLING TW SEAL RING PIECE, TW-K 50 MS-2" AG, MS</p> <p>KUPPLUNG TW DICHTUNG RINGSTÜCK, TW-K 50 MS-2" AG, MS</p> <p>RACCORD TW SEAL RING PIECE, TW-K 50 MS-2 "AG, MS</p>
	74TWK037	<p>KOPPELING TW, DICHRINGSTUK, TW-K 50 SS-2" AG, RVS</p> <p>CLUTCH TW, SEALED RING, TW-K 50 SS-2 "AG, STAINLESS STEEL</p> <p>KUPPLUNG TW, SEALED RING, TW-K 50 SS-2 "AG, EDELSTAHL</p> <p>EMBAYAGE TW, ANNEAU SCELLÉ, TW-K 50 SS-2 "AG, ACIER INOXYDABLE</p>


	Article	Description
	28A3J0000920	SLANGKOKERBEVESTIGING OP STEUNVOET (RVS 100 X 40 X 4) ALU HOSE TUBE ATTACHMENT ON BRACKETING FOOT (SS 100 X 40 X 4) SCHLAUCH ANSCHLUSS AUF HALTERUNGSFUß (SS 100 X 40 X 4) ATTACHE DE TUYAU SUR PIED DE SUPPORT (SS 100 X 40 X 4)
	28M0J0027A	BEUGEL SLANGKOKER 2 X DIAMETER 160 BOVENDEEL HOSE TUBE BRACKET 2 X DIAMETER 160 UPPER SECTION SCHLAUCH HALTERUNG 2 X DURCHMESSER 160 UPPER SECTION TUBE SUPPORT 2 X DIAMÈTRE 160 SECTION HAUTE
	28M0J0070A	SLANGKOKERBEUGEL 1 X DIAMETER 160 HOSE TUBE BRACKET 1 X DIAMETER 160 SCHLAUCH HALTERUNG 1 X DURCHMESSER 160 TUBE SUPPORT 1 X DIAMÈTRE 160
	28M0J0085A	BEUGEL SLANGKOKER DIAMETER 200 HOSE TUBE BRACKET DIAMETER 200 SCHLAUCH HALTERUNG DURCHMESSER 200mm SUPPORT DE TUYAU DIAMETRE 200
	28M0J0086A	BEVESTIGING SLANGKOKER 2 X 200 HOSE TUBE ATTACHMENT 2 X 200 SCHLAUCH BEFESTIGUNG 2 X 200mm ATTACHE TUYAU 2 x 200
	28M0JS004A	MORSEBAK SLANGKOKER 2 X D160 LINKS S.S. HOSE TUBE CATCH ALL 2 X D160 LEFT SCHLAUCH CATCH ALL 2 X D160 LINKS TUYAU CATCH ALL 2 X D160 GAUCHE
	28M0JS010A	SLANGKOKERBEUGEL 1 X D160 TANKDEEL - RVS HOSE TUBE BRACKET 1 X D160 TANK PART - STAINLESS STEEL SCHLAUCH HALTERUNG 1 X D160 BEHÄLTERTEIL - EDELSTAHL SUPPORT DE TUYAU 1 X D160 CITERNE - ACIER INOXYDABLE

	Article	Description
	28M0JS012A	SLANGKOKERBEUGEL 2 X D200 - TANKDEEL ROESTVRIJSTAAL HOSE TUBE BRACKET 2 X D200 - TANK PART STAINLESS STEEL SCHLAUCH HALTERUNG 2 X D200 - BEHÄLTERTEIL EDELSTAHL SUPPORT DE TUYAU 2 X D200 CITERNE - ACIER INOXYDABLE
	28M0JS019A	SLANGKOKERBEUGEL 2 X D160 TANKDEEL ROESTVRIJSTAAL HOSE TUBE BRACKET 2 X D160 TANK PART STAINLESS STEEL SCHLAUCH HALTERUNG 2 X D160 BEHÄLTERTEIL EDELSTAHL SUPPORT DE TUYAU 2 X D160 CITERNE - ACIER INOXYDABLE
	28M0JS026A	SLANGKOKERBEUGEL GEVARENBORD 1 X D160 S.S. HOSE TUBE BRACKET HAZARD SIGN 1 X D160 SCHLAUCH HALTERUNG GEFAHRENSYMBOL 1 X D160 SUPPORT DE TUYAU SIGNE DE DANGER 1 X D160
	28M0JS028A	SLANGKOKER BEUGEL 1 X D200 - TANKDEEL HOSE TUBE BRACKET 1 X D200 - TANK PART SCHLAUCH HALTERUNG 1 X D200 - BEHÄLTERTEIL SUPPORT DE TUYAU 1 X D200 CITERNE
	54PES005	SLANGKOKER ZWART PE - 200 X 4,9 X 6000 HOSE TUBE BLACK PE - 200 X 4.9 X 6000 SCHLAUCH SCHWARZ PE - 200 X 4.9 X 6000 TUYAU NOIR PE - 200 X 4,9 X 6000
	54PES006	BUIS PE SLANGKOKER (ZWARTE POLYETHYLEEN) - 200 X 4,9 X 5200 TUBE PE HOSE TUBE (BLACK POLYETHYLENE) - 200 X 4.9 X 5200 SCHLAUCH PE SCHLAUCH (SCHWARZES POLYETHYLEEN) - 200 X 4.9 X 5200 TUBE PE (POLYÉTHYLÈNE NOIRE) - 200 X 4,9 X 5200
	54PES007	SLANGKOKER BUIS PE - 160 X 3,9 X 2400 HOSE TUBE, TUBE PE - 160 X 3.9 X 2400 SCHLAUCH, SCHLAUCH PE - 160 X 3.9 X 2400 TUBE PE - 160 X 3,9 X 2400

	Article	Description
	54PES020	SLANGKOKER PE - 160 X 3,9 X 6200 HOSE TUBE PE - 160 X 3.9 X 6200 SCHLAUCH PE - 160 X 3.9 X 6200 TUBE PE - 160 X 3,9 X 6200
	54PVC002	SLANGKOKER PVC DIA160 X T3.2 X LENGTE 10METER HOSE TUBE PVC DIAMETER 160 X T3.2 X LENGTH 10 METRES SCHLAUCH PVC DURCHMESSER 160 X T3.2 X LÄNGE 10 METER TUBE PVC DIAMÈTRE 160 X T3.2 X LONGUEUR 10 MÈTRES
	54PVC004	SLANGKOKER PVC DIAMETER 160 X T3.2 X L6200 HOSE TUBE PVC DIAMETER 160 X T3.2 X L6200 SCHLAUCH PVC DURCHMESSER 160 X T3.2 X L6200 TUYAU PVC DIAMETRE 160 X T3.2 X L6200
	91BEU001	BEUGEL DRM 4" - RVS BRACKET DRM 4" – STAINLESS STEEL HALTERUNG DRM 4" – EDELSTAHL SUPPORT DRM 4" - ACIER INOXYDABLE
	91BEU002	BEUGEL DRM 3" - DIAMETER 12 BRACKET DRM 3" - DIAMETER 12 HALTERUNG DRM 3" - DURCHMESSER 12 SUPPORT DRM 3" - DIAMÈTRE 12
	91BEU003	BEUGEL DRM 2" - DIAMETER 10 BRACKET DRM 2" - DIA10 HALTERUNG DRM 2" - DIA10 SUPPORT DRM 2" - DIA10
	A0L0000092	SLANGKOKER EINDDEKSEL ALU MET LEKBAK DIAMETER 160MM HOSE TUBE END COVER ALUMINIUM WITH LEAK TRAY (DIAMETER 160MM) SCHLAUCH ABSCHLUSSDECKEL ALUMINIUM MIT TROPFSCHALE (DURCHMESSER 160MM) COUVERCLE DE TUBE D'EXTREMITE EN ALUMINIUM AVEC BAC DE SECURITE (DIAMÈTRE 160MM)

	Article	Description
	A0L0000096	ALU DEUR SLANGKOKER 1 X DIA 160 MM DOOR HOSE TUBE ALUMINIUM (1 X DIAMETER 160 MM) TÜR SCHLAUCH ALUMINIUM (1 X DURCHMESSER 160 MM) TUYAU EN ALUMINIUM POUR PORTE (1 X DIAMÈTRE 160 MM)
	A2J0000456	MORSEBAK SLANGKOKER 2 X D160 RECHTS CATCH-ALL HOSE TUBE 2 X D160 RIGHT CATCH-ALL SCHLAUCH 2 X D160 RECHTS TUYAU CATCH-ALL 2 X D160 DROIT
	A2J0000549	MORSEBAK SLANGKOKER (1 X D160 LINKS S.S.) CATCH-ALL HOSE TUBE (1 X D160 LEFT) CATCH-ALL SCHLAUCH (1 X D160 LINKS) TUYAU CATCH-ALL (1 X D160 GAUCHE)
	A2J0000550	MORSEBAK SLANGKOKER (1 X D160 RECHTS S.S.) CATCH-ALL HOSE TUBE (1 X D160 RIGHT) CATCH-ALL SCHLAUCH (1 X D160 RECHTS) TUYAU CATCH-ALL (1 X D160 DROIT)
	A2J0002216	SLANGHOUDER EINDDEKSEL RVS, DIAMETER 3X 160MM (LINKERZIJDE) HOSE HOLDER END LID STAINLESS STEEL, DIAMETER 3X 160MM (LEFT) SCHLAUCHHALTER ENDE DECKEL EDELSTAHL, DURCHMESSER 3X 160MM (LINKS) PORTE-TUYAU COUVERCLE FIN ACIER INOX, DIAMÈTRE 3X 160 MM (GAUCHE)
	A2J0002217	SLANGHOUDER EINDDEKSEL RVS, DIAMETER 3X 160MM (RECHTERZIJDE) HOSE HOLDER END LID STAINLESS STEEL, DIAMETER 3X 160MM (RIGHT SIDE) SCHLAUCHHALTER ENDE DECKEL EDELSTAHL, DURCHMESSER 3X 160MM (RECHTE SEITE) PORTE-TUYAU COUVERCLE FIN ACIER INOX, DIAMÈTRE 3X 160 MM (CÔTÉ DROIT)
	A2L0005037	HOSE TUBE HOLDER - 1 X DIA 160 MM - ALU HOSE TUBE HOLDER - 1 X DIAMETER 160 MM SCHLAUCHHALTER - 1 X DURCHMESSER 160 MM PORTE TUYAU - 1 X DIAMÈTRE 160 MM

	Article	Description
	A3J0000338	EINDSTUK SLANGKOKER 1 X DIAMETERMATER 160 MET DEUR RVS (ENKEL) END PIECE HOSE TUBE 1 X DIAMETER 160 WITH DOOR (SINGLE) ENDSTÜCK SCHLAUCH 1 X DURCHMESSER 160 MIT TÜR (EINZEL) TUYAU D'EXTRÉMITÉ 1 X DIAMÈTRE 160 AVEC PORTE (SIMPLE)
	A3J0000339	EINDSTUK SLANGKOKER 1 X DIAMETER 200 MET DEUR END PIECE HOSE TUBE 1 X DIAMETER 200 WITH DOOR ENDSTÜCK SCHLAUCH 1 X DURCHMESSER 200 MIT TÜR TUYAU D'EXTRÉMITÉ 1 X DIAMÈTRE 200 AVEC PORTE
	A3J0000413	EINDSTUK SLANGKOKER 2 X D200 MET DEUR LINKS + RECHTS - RVS END PIECE HOSE TUBE 2 X D200 WITH DOOR LEFT+ RIGHT ENDSTÜCK SCHLAUCH 2 X D200 MIT TÜR LINKS+ RECHTS TUYAU D'EXTRÉMITÉ 2 X D200 AVEC PORTE GAUCHE + DROIT
	A3J0000427	EINDSTUK SLANGKOKER 2 X D160 MET DEUR RECHTS END PIECE HOSE TUBE 2 X D160 WITH DOOR RIGHT ENDSTÜCK SCHLAUCH 2 X D160 MIT TÜR RECHTS TUYAU D'EXTRÉMITÉ 2 X D160 AVEC DROITE
	A3J0004065	BEUGEL SLANGKOKER 2 X 200 MM - ALU BRACKET HOSE TUBE 2 X 200 MM HALTERUNG SCHLAUCH 2 X 200 MM SUPPORT TUYAU 2 X 200 MM
	A3J0004077	SLANGKOKER EINDSTUK MET DEUR - ALUMINIUM - 2 X DIAMETER 200 HOSE TUBE END - ALUMINIUM - 2 X DIAMETER 200 SCHLAUCH ENDE - ALUMINIUM - 2 X DURCHMESSER 200 TUYAU EXTREMITE - ALUMINIUM - 2 X DIAMÈTRE 200
	A3J0004147	SLANGKOKER EINDKAP ALUMINIUM (2X DIA160) HOSE TUBE END CAP ALUMINIUM (2X DIA160) SCHLAUCH ABSCHLUSSKAPPE ALUMINIUM (2X DIA160) TUYAU BOUCHON D'EXTREMITE ALUMINIUM (2X DIA160)

Article	Description
	A700000144 EINDSTUK SLANGKOKER 1X DIAMETER 160 (ZONDER DEUR) - RVS END PIECE HOSE TUBE 1X DIAMETER 160 (WITHOUT DOOR) ENDSTÜCK SCHLAUCH 1X DURCHMESSER 160 (OHNE TÜR) TUYAU D'EXTRÉMITÉ 1X DIAMÈTRE 160 (SANS PORTE)

	Article	Description
	2893L0136A	VERBINDINGSST LEUNING ROESTVRIJSTAAL KLAPRELING ROESTVRIJSTAAL D24,5 X 100 CONNECTING PIECE RAILING STAINLESS STEEL FOLDING RAIL STAINLESS STEEL D24.5 X 100 VERBINDUNGSSTÜCK GELÄNDER EDELSTAHL FALTSCHIENE EDELSTAHL D24.5 X 100 PIÈCE DE RACCORDEMENT RAIL PLIANT EN ACIER INOXYDABLE D24.5 X 100
	2898L0047A	STEUN KLAPRELING ROESTVRIJSTAAL Lengte: 1040 BRACKET FOLDING RAIL STAINLESS STEEL Length: 1040 AUFHÄNGUNG KLAPPBARE SCHIENE EDELSTAHL Länge: 1040mm SUPPORT RAIL PLIABLE ACIER INOXYDABLE Longueur: 1040
	28A3L000020	BEVESTIGING OOR KLAPRELING VARIA MOUNTING EAR VARIA FOLDING RAIL BEFESTIGUNGSÖSE VARIA FALTSCHIENE OEILLET DE MONTAGE VARIA RAIL PLIABLE
	28A3L0001213	LADDER ROESTVRIJSTAAL 2525 TANK-BULK HOOGGLANS LADDER STAINLESS STEEL 2525 TANK-BULK HIGH-POLISH LEITER EDELSTAHL 2525 TANK-BULK HOCHGLANZ ÉCHELLE EN ACIER INOXYDABLE 2525 CITERNE VRAC - POLI
	28A9L0000004	LADDER RVS 2495 BREED MODEL HOOGGLANS LADDER STAINLESS STEEL 2495 WIDE MODEL HIGH GLOSS LEITER ROSTFREIER STAHL 2495 WIDE MODELL HIGH GLOSS ECHELLE INOX 2495 WIDE MODÈLE HAUTE BRILLANCE
	28M0L0016A	LOSSE TREDE VOOR TRAP LADDER LOOSE STEP FOR STAIR LADDER LOSER SCHRITT FÜR TREPPEN LEITER ÉTAPE LIBRE POUR L'ÉCHELLE D'ESCALIER
	28M0L0072B	VANGSTUK KLAPRELING FOLDING RAIL RECEIVER FALTSCHIENE RECEIVER RECEPTEUR DE RAIL PLIABLE

	Article	Description
	28M1L0084A	<p>SCHARNIERMECH KLAPLADDER (ROND RVS D40 X 95)</p> <p>HINGE MECHANISM FOLDING LADDER (ROUND STAINLESS STEEL D40 X 95)</p> <p>SCHARINIERMECHANISMUS KLAPPLEITER (RUND EDELSTAHL D40 X 95)</p> <p>MÉCANISME DE CHARNIÈRE ECHELLE PLIANTE (ACIER INOXYDABLE ROND D40 X 95)</p>
	28M2L0434A	<p>BEDIENING KLAPRELING SLUITING LADDER</p> <p>FOLDING RAIL CLOSURE LADDER CONTROL</p> <p>FALTSCHIENE VERSCHLUSS LEITER KONTROLLE</p> <p>COMMANDE D'ÉCHELLE DE FERMETURE DE RAIL PLIABLE</p>
	28M6L0125A	<p>VOETSCHARNIERSTUK KLAPRELING</p> <p>FOOT HINGE PIECE FOLDING RAIL</p> <p>FUß-SCHARNIER STÜCK FALTSCHIENE</p> <p>RAIL DE PLIAGE DE PIÈCE A CHARNIÈRE A PIED</p>
	38A3L0000947	<p>BEVESTIGING BUISVANGER KLAPRELING</p> <p>TUBE RECEIVER ATTACHMENT FOLDING RAIL</p> <p>ROHREMPFÄNGER BEFESTIGUNG FALTSCHIENE</p> <p>RAIL PLIANT DE FIXATION DE RÉCEPTEUR DE TUBE</p>
	38M3L0086A	<p>KLAPGELANDER / TIR OOG ALUMINIUM</p> <p>RECEIVER/TIR EYE ALUMINIUM</p> <p>EMPFÄNGER/TIR ÖSE ALUMINIUM</p> <p>RECEPTEUR/TIR OEILLET ALU</p>
	38M6L0008A	<p>HANDVAT MANGATDEKSEL ALUMINIUM D12 X 124 X 62</p> <p>MANHOLE COVER LID HANDLE ALUMINIUM D12 X 124 X 62</p> <p>EINSTIEGSÖFFNUNG DECKELGRIFF ALUMINIUM D12 X 124 X 62</p> <p>POIGNEE COUVERCLE DE TROU D'HOMME ALUMINIUM D12 X 124 X 62</p>
	38M6L0087B	<p>SCHARNIER EXTRUSIEPROFIEL KLAPRELING GEN.2003</p> <p>EXTRUSION PROFILE FOLDING RAIL HINGE (GENERATION 2003)</p> <p>EXTRUSIONSPROFIL FALTSCHIENE SCHARNIER (GENERATION 2003)</p> <p>PROFIL D'EXTRUSION CHARNIÈRE DE RAIL PLIANTE (GENERATION 2003)</p>



	Article	Description
	38M6LS020A	VERGRENDELING KLAPRELING RVS LOCKING SAFETY RAILING STAINLESS STEEL VERRIEGELUNGS SICHERHEIT GELÄNDER AUS ROSTFREIEM STAHL VERROUILLAGE DE SÉCURITÉ RAILING ACIER INOX
	53RNX022	BUISVANGER VOOR BUIS D32 (EPDM) TUBE RECEIVER FOR TUBE D32 (EPDM) SCHLAUCHENPFÄNGER FÜR SCHLAUCH D32 (EPDM) TUBE RECEVEUR POUR TUBE D32 (EPDM)
	58A3L0000719	GLIJLAGER VOETSCHARNIER STIJL KLAPRELING SLIDE BEARING FOOT HINGE FOLDING RAIL STYLE GLEITLAGER FUßSCHARNIER FALTSCHIENE STIL PALIER GLISSANT CHARNIERE DE PIED RAIL PLIABLE
	58M1L0003B	KLAPRELING 24 X 20 FOLDING RAIL 24 X 20 FALTSCHIENE 24 X 20 RAIL PLIANT 24 X 20
	67LAD022	ALUMINIUM SCHUIFLADDER 2X2000; UITGESCH.=3250 NIVOO BREEDTE 330MM ALUMINIUM SLIDING LADDER 2X2000; EXTENDABLE =3500 LEVEL WIDTH 330MM ALUMINIUM SCHIEBELEITER 2X2000; AUSFAHRBAR =3500 LEVEL BREITE 330MM "ÉCHELLE COULISSANTE EN ALUMINIUM 2X2000, EXTENSIBLE = 3500 LARGEUR 330MM"
	67LRT001	LOOPROOSTER H=65,B=300,L=6000 ALMG3 CATWALK GRATE (HEIGHT 65, WIDTH 300, LENGTH 6000) ALMG3 LAUFSTEG GITTER (HÖHE 65, BREITE 300, LÄNGE 6000) ALMG3 GRILLE DE PASSERELLE (HAUTEUR 65, LARGEUR 300, LONGUEUR 6000) ALMG3
	67LRT004	LOOPROOSTER HOOGTE=65, BREEDTE=400, LENGTE=6000 ALMG3 CATWALK GRATE (HEIGHT 65, WIDTH 400, LENGTH 6000) ALMG3 LAUFSTEG GITTER (HÖHE 65, BREITE 400, LÄNGE 6000) ALMG3 GRILLE DE PASSERELLE (HAUTEUR 65, LARGEUR 400, LONGUEUR 6000) ALMG3

	Article	Description
	67LRT007	RAUTENOLIVEN M.ANSENK BEVESTIGING VOOR LOOPROOSTER (PVC / M8) RAUTENOLIVEN M.ANSENK ATTACHMENT FOR CATWALK GRATE (PVC / M8) RAUTENOLIVEN M. ANSENK BEFESTIGUNG FÜR LAUFSTEG GITTER (PVC / M8) M.ANSENK FIXATION POUR GRILLE PASSERELLE (PVC / M8) ROUGE VERT
	67LRT015	STEUN LOOPROOSTER/KLAPRELING M6L0126A BRACKET CATWALK GRATE / FOLDING RAIL M6L0126A HALTERUNG LAUFSTEG GITTER / FALTSCHIENE M6L0126A SUPPORT GRILLE PASSERELLE / RAIL PLIABLE M6L0126A
	67LRT023	LOOPROOSTER (H=65/121, B=400, L=6000, ALMG3) - MIT RANDLÖCHER CATWALK GRATE (H = 65/121, B = 400, L = 6000, ALMG3) - WITH RANDLÖCHER LAUFSTEG GITTER (H = 65/121, B = 400, L = 6000, ALMG3) - MIT RANDLÖCHERN GRILLE DE PASSERELLE (H = 65/121, B = 400, L = 6000, ALMG3) - AVEC RANDLÖCHER
	84SLU118	KLEPSLUITING (LENGTE 78 - BREEDTE 20) IN RVS / MOER M12 VALVE CLOSURE (LENGTH 78-WIDTH 20) IN STAINLESS STEEL/NUT M12 VENTILVERSCHLUSS (LÄNGE 78-BREITE 20) AUS ROSTFREIEM STAHL/MUTTER M12 FERMETURE DE VANNE (LONGUEUR 78-LARGEUR 20) EN ACIER INOX/ÉCROU M12
	A0L0000176	STIJL KLAPRELING RECHTS VOORSTIJL RVS L=1070 PILLAR FOLDING RAIL RIGHT FRONT PILLAR STAINLESS STEEL L=1070 SÄULE FALTSCHIENE RECHTS FRONTSÄULE EDELSTAHL L=1070 PILIER RAIL PLIABLE AVANT DROIT ACIER INOXYDABLE L = 1070
	A0L0000177	KLAPRELING ACHTERSTIJL L=1070 FOLDING RAIL REAR PILLAR L=1070 FALTSCHIENE HECKBALKEN L=1070 PILIER RAIL PLIABLE ARRIERE ACIER INOXYDABLE L = 1070
	A1L0000607	KLEMBEUGEL VOOR BUIS HANDRAILING CLAMP BRACKET FOR HANDRAILING PIPE KLEMMHALTERUNG FÜR HANDLAUFROHR SUPPORT DE SERRAGE POUR TUYAU DE MAINTIEN

	Article	Description
	A2L0004729	CONNECTION PLATE WALKWAY CONNECTION PLATE WALKWAY VERBINDUNGSPLATTE LAUFSTEG PIED DE RACCORDEMENT
	A2L0004878	MONTAGE PLAAT TRAPLADDER
	A2L0005257	LADDERSCHOOR RECHTS LADDER STRUT RIGHT LEITERSTREBE RECHTS SUPPORT ÉCHELLE DROITE
	A2L0005258	LADDERSCHOOR RECHTS LADDER STRUT RIGHT LEITERSTREBE RECHTS SUPPORT ÉCHELLE DROITE
	A2L0005287	STIJL KLAPRELING LINKS MIDDEN COMPLETE SET STYLE SLAP RAILING LEFT (PRESTYLE-STAINLESS STEEL-L1070) COMPLETE SET STYLE SLAP GELÄNDER LINKS (PRESTYLE-EDELSTAHL-L1070) KOMPLETTES SET STYLE SLAP BALUSTRADE GAUCHE (PRESTYLE-INOX-L1070) ENSEMBLE COMPLET
	A2L0005288	STIJL KLAPRELING LINKS COMPLETE SET (VOORSTIJL-RVS-L1070) STYLE SLAP RAILING LEFT COMPLETE SET (PRESTYLE-STAINLESS STEEL-L1070) STYLE SLAP GELÄNDER LINKS KOMPLETTER SATZ (PRESTYLE-EDELSTAHL-L1070) STYLE SLAP BALUSTRADE GAUCHE ENSEMBLE COMPLET (PRESTYLE-ACIER INOX-L1070)
	A2L0005324	STIJL KLAPRELING LINKS (ACHTERSTIJL L-RVS-L1070) - compleet STYLE SLAP RAILING LEFT (PRESTYLE-STAINLESS STEEL-L1070)-COMPLETE SET STYLE SLAP GELÄNDER LINKS (PRESTYLE-EDELSTAHL-L1070)-KOMPLETT SET STYLE SLAP BALUSTRADE GAUCHE (PRESTYLE-INOX-L1070)-COMPLET

	Article	Description
	A2L0005375	MONTAGESTEUNTJE LADDER ALUMINIUM MOUNT LADDER ALUMINIUM LEITERHALTERUNG ALUMINIUM ÉCHELLE DE MONTAGE ALU
	A2L0005907	VERBINDINGSSTUK BUIS LOOPRELING CONNECTION PIECE TUBE WALKWAY RAILING VERBINDUNGSSTÜCK SCHLAUCH LAUFSTEGGELÄNDER TUBE DE RACCORDEMENT RAMBARDE DE PASSERELLE
	A2L0006013	LOOPBORDES MONTAGE STEUN - VOORZIJDE
	A2L0006392	HANDGREEP LOOPBORDES MET LAG LOGO - ALUMINIUM
	A2N0001472	MOUNT LADDER ALUMINIUM MOUNT LADDER ALUMINIUM BESTÄTIGUNG LADDER ALUMINIUM D'ÉCHELLE DE MONTAGE ALUMINIUM
	A3L0000278	STIJL KLAPRELING RECHTS, VOORSTIJL RVS L1070 PILLAR FOLDING RAIL RIGHT, FRONT PILLAR STAINLESS STEEL L1070 SÄULE FALTSCHIENE RECHTS, FRONTSÄULE EDELSTAHL L1070 PILIER RAIL PLIANT DROIT, PILIER AVANT ACIER INOXYDABLE L1070
	A3L0000281	STIJL KLAPRELING MIDDEN PILLAR FOLDING RAIL MIDDLE SÄULE FALTSCHIENE MITTE PILIER PLIANT RAIL MILIEU

	Article	Description
	A3L0000918	KLAPLADDER RVS -L880 X B387 FOLDING LADDER STAINLESS STEEL -L880 X B387 FALTLEITER EDELSTAHL -L880 X B387 ÉCHELLE PLIABLE ACIER INOXYDABLE -L880 X B387
	A3L0001223	KLAPLADDER-ROESTVRIJSTAAL- LENGTE 1150 X BREEDTE 387 FOLDING LADDER-STAINLESS STEEL- LENGTH 1150 X WIDTH 387 FALTLEITER-EDELSTAHL- LÄNGE 1150 X BREITE 387 ÉCHELLE PLIABLE-ACIER INOXYDABLE- LONGUEUR 1150 X LARGEUR 387
	A3L0001229	TRAP LADDER LINKS INCLUSIEF OPKLAP RELING ACHTER RVS - COMPLEET STAIR LADDER LEFT INCLUDING FOLDING RAILING REAR STAINLESS STEEL-COMLETE TREPPEN LEITER LINKS INKL. KLAP GELANDER HINTEN EDESTAHL- KOPLETTES SET ESCALIER À GAUCHE, Y COMPRIS BALUSTRADE PLIANTE ARRIÈRE EN ACIER INOXYDABLE-COMPLET
	A3L0002096	LADDERSCHOOR RECHTS LADDER STRUT RIGHT LEITERSTREBE RECHTS SUPPORT ÉCHELLE DROITE
	A3L0002097	LADDERSCHOOR LINKS LADDER STRUT LEFT LEITERSTREBE LINKS SUPPORT ÉCHELLE GAUCHE
	A3L0002098	MONTAGEPLAAT LADDER MOUNTING PLATE LADDER MONTAGEPLATTE LEITER ÉCHELLE DE PLAQUE DE MONTAGE
	A3L0002518	GEBOGEN BUI HANDRAIL (D26.9XT2XL=1360) OUTSIDE BENT HANDRAIL (D26.9XT2XL=1360) OUTSIDE GEBOGENES GELÄNDER (D26.9XT2XL=1360) MAIN COURANTE EXTÉRIEURE PLIÉE (D26.9XT2XL = 1360)

	Article	Description
	A3L0002520	STIJL KLAPRELING LINKS PILLAR FOLDING RAIL LEFT SÄULE FALTSCHIENE LINKS PILIER RAIL PLIANT GAUCHE
	A3L0002521	STIJL KLAPRELING LINKS ACHTER - LAG LOGO PILLAR FOLDING RAIL LEFT REAR LAG LOGO SÄULE FALTSCHIENE LINKS HINTEN LAG LOGO PILIER RAIL PLIANT ARRIERE GAUCHE LOGO LAG

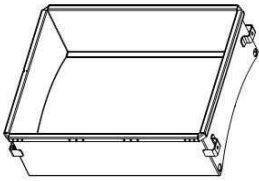


	Article	Description
	2898L0035A	<p>TIR MONTAGE OOG / STEUN</p> <p>TIR MOUNTING EYE/BRACKET</p> <p>TIR MONTAGEÖSE/AUFHÄNGUNG</p> <p>ORIFICE DE MONTAGE TIR / SUPPORT</p>
	38M6D0009B	<p>MOF ROND ALUMINIUM D90 X 20 X 2"</p> <p>ROUND SLEEVE ALUMINIUM D90 X 20 X 2"</p> <p>RUNDMUFFE ALUMINIUM D90 X 20 X 2"</p> <p>MANCHON ROND ALUMINIUM D90 X 20 X 2 "</p>
	67SLA001	<p>CENTRALE STEUN NR 204-63163 ALUMINIUM GEPOLIJST</p> <p>CENTRAL BRACKET NR 204-63163 ALUMINIUM POLISHED</p> <p>CENTRAL HALTERUNG NR 204-63163 ALUMINIUM POLIERT</p> <p>SUPPORT CENTRAL NR 204-63163 ALUMINIUM POLI</p>
	67SLA002	<p>EINDSTUK, CENTRALE STEUN</p> <p>END PIECE, CENTRAL BRACKET</p> <p>ENDSTÜCK, ZENTRALE HALTERUNG</p> <p>PIÈCE D'EXTRÉMITÉ, SUPPORT CENTRAL</p>
	73BAH018	<p>DICHTING BODEMKLEP EST-SCHMIDT HULLENDICHTING WT 40 A POS. 9 - PTFE VITON</p> <p>SEAL BOTTOM VALVE EST-SCHMIDT HULLEN SEAL</p> <p>DICHTUNG BODENVENTIL EST-SCHMIDT HULLEN DICHTUNG</p> <p>SOUPAPE DE FOND D'ÉTANCHÉITÉ EST-SCHMIDT HULLEN SEAL</p>
	73BAP023	<p>NOODBEDIENING, PFN 1A , HAAR 005088</p> <p>EMERGENCY OPERATION, PFN 1A, HAAR 005088</p> <p>NOTFALLBETRIEB, PFN 1A, HAAR 005088</p> <p>OPÉRATION D'URGENCE, PFN 1A, HAAR 005088</p>
	73BAP032	<p>SPANRING HAAR</p> <p>TENSION RING HAAR</p> <p>SPANNRING HAAR</p> <p>BAGUE DE TENSION HAAR</p>

	Article	Description
	73FVL011	POMPFILTER, NW100 , 630µM (FH 100 + FI 30) PUMP FILTER, NW100 , 630µM (FH 100 + FI 30) PUMPENFILTER, NW100, 630 µM (FH 100 + FI 30) FILTRE DE POMPE, NW100, 630µM (FH 100 + FI 30)
	73MGD096	KNEVELSET FORT VALE, KNEVEL+OOGBOUW,L=87 ROESTVRIJSTAAL/ROESTVRIJSTAAL TOGGLE SET FORT VALE, TOGGLE + EYE BOLT, L=87 STAINLESS STEEL/STAINLESS STEEL SCHALTER SET FORT VALE, SCHALTER + RINGSCHRAUBE, L=87 EDELSTAHL/EDELSTAHL ENSEMBLE À BASCULE FORT VALE, BOUGIE À BASCULE + BOULON A CIEL, L = 87 ACIER INOXYDABLE / ACIER INOXYDABLE
	73MGD153	KNEVELSET, FV, LANGE KN+OOGBOUW, L=87 ROESTVRIJSTAAL/ROESTVRIJSTAAL MS insert TOGGLE SET, FV, LANGE TOGGLE + EYE BOLT, L=87 STAINLESS STEEL/STAINLESS STEEL MS insert SCHALTER SET, FV, LANGE SCHALTER + RINGSCHRAUBE, L=87 EDELSTAHL/EDELSTAHL MS insert ENSEMBLE À BASCULE, FV, INVERSEUR LANGE + BOULON À CIEL, L = 87 ACIER INOXYDABLE / ACIER INOXYDABLE INSERT MS
	73MGD219	MANGATDEKSEL ALUMINIUM - 3-AANSLUITINGEN MANHOLE LID ALUMINIUM-3-CONNECTORS SCHACHTDECKEL ALUMINIUM-3-STECKVERBINDER COUVERCLE D'ÉGOUT ALUMINIUM-3-CONNECTEURS
	73MGD230	MANGATDEKSEL 20" (EN 13317 + EN 13314 – UITV. BELGIE) MANHOLE LID 20 "(EN 13317 + AND 13314 – UITV. BELGIUM SCHACHTDECKEL 20 "(EN 13317 + UND 13314 – UITV. BELGIEN COUVERCLE DE TROU D'HOMME 20 "(EN 13317 + ET 13314 – UITV. BELGIQUE
	73MGD322	MANGAT DEKSEL, FV, 500, 6KL, 3BAR, EN14025 MANHOLD LID, FV, 500, 6KL, 3BAR, EN14025 EINSTIEGSÖFFNUNGSDECKEL, FV, 500, 6KL, 3BAR, EN14025 COUVERCLE DE REGARD, FV, 500, 6KL, 3BAR, EN14025
	73MGD362	MANGAT DEKSEL SWIFT, D500, 6KL, EN14025 MANHOLE LID SWIFT, D500, 6KL, EN14025 EINSTIEGSÖFFNUNGSDECKEL SWIFT, D500, 6KL, EN14025 COUVERCLE REGARD SWIFT, D500, 6KL, EN14025

	Article	Description
	73MGD365	BOUTSET ,SWIFT, D500, 6 LANGE VLEUGELS, KIERSTAND BOLT SET ,SWIFT, D500, 6 LONG WINGS, AT-REST POSITION SCHRAUBEN SET ,SWIFT, D500, 6 LANGE FLÜGEL, RUHE POSITION JEU DE BOULONS, SWIFT, D500, AILE LONGUEUR 6 POSITION AU REPOS
	73MGD369	DEKSEL SWIFT, D300 - TYPE STM0304301-A1 LID SWIFT, D300 - TYPE STM0304301-A1 DECKEL SWIFT, D300 - TYP STM0304301-A1 COUVERCLE SWIFT, D300 - TYPE STM0304301-A1
	73SHO014	PNEUMATISCHE SLANGHASPELREM PNEUMATIC HOSE REEL BRAKE PNEUMATISCHE SCHLAUCHHASPEL BREMSE SCHLAUCHHASPEL PNEUMATIQUES BREMA
	81ITG004	GLASWOL ISOVER PSI A1 D=50 EENZIJDE ALUMINIUM FOLIE GLASS WOOL ISOVER PSI A1 D=50 ONE-SIDED ALUMINIUM FOIL GLASWOLLE ISOVER PSI A1 D=50 EINSEITIG ALUMINIUM FOLIE LAINE DE VERRE ISOVER PSI A1 D = 50 FEUILLE D'ALUMINIUM À UNE FACE
	81ITG010	GLASWOL ISOVER PSI A1 D=110 MET ALUMINIUM FOLIE GLASS WOOL ISOVER PSI A1 D=110 WITH ALUMINIUM FOIL GLASWOLLE ISOVER PSI A1 D=110 MIT ALUMINIUM FOLIE LAINE DE VERRE ISOVER PSI A1 D = 110 AVEC FEUILLE D'ALUMINIUM
	91CLA072	PIJPHOUDER NW 25, DIN, RVS, MET GLADDE AS PIPE HOLDER NW 25, DIN, STAINLESS STEEL, WITH SMOOTH SHAFT ROHRHALTER NW 25, DIN, EDELSTAHL, MIT GLATTER WELLE PORTE-PIPE NW 25, DIN, ACIER INOX, AVEC ARBRE LISSE
	91MKR002	KNEVELMOER RVS - M20 - 1 ARM TOGGLE NUT STAINLESS STEEL - M20 - 1 ARM SCHALTER MUTTER EDELSTAHL - M20 - 1 ARM ECROU A BASCULE EN ACIER INOXYDABLE - M20 - 1 BRAS

	Article	Description
	91MKR006	KNEVEL RVS 1.4301/MS - M20 - 2 ARMEN - KLEIN TOGGLE STAINLESS STEEL 1.4301/MS - M20 - 2 ARMS - SMALL SCHALTER EDELSTAHL 1.4301/MS - M20 - 2 ARME - KLEIN INTERRUPTEUR A BASCULE ACIER INOXYDABLE 1.4301 / MS - M20 - 2 BRAS - PETIT
	91MKR008	KNEVEL RVS (1.4301/MS - M20 - 2 ARMEN - GROOT) TOGGLE (STAINLESS STEEL 1.4301/MS - M20 - 2 ARMS - LARGE) SCHALTER (EDELSTAHL 1.4301/MS - M20 - 2 ARME - GROSS) INTERRUPTEUR A BASCULE (ACIER INOXYDABLE 1.4301 / MS - M20 - 2 BRAS - GRAND)
	91OBR007	OOGBOUT RVS M24 X 150 X 115 EYE BOLT STAINLESS STEEL M24 X 150 X 115 RINGSCHRAUBE EDELSTAHL M24 X 150 X 115 BOULON A OEIL EN ACIER INOXYDABLE M24 X 150 X 115
	91OBR009	OOGBOUT RVS A-M20 X 90X61 (DIN 444) EYE BOLT STAINLESS STEEL A-M20 X 90X61 (DIN 444) RINGSCHRAUBE EDELSTAHL A-M20 X 90X61 (DIN 444) BOULON A OEIL EN ACIER INOXYDABLE A-M20 X 90X61 (DIN 444)
	91OBR011	PEN VOOR OOGBOUT M24 ROND RVS 22 X 60 MET GROEF PIN FOR EYE BOLT M24 ROUND STAINLESS STEEL 22 X 60 WITH GROOVE PIN FÜR RINGSCHRAUBE M24 RUND EDELSTAHL 22 X 60 MIT RILLE GOUPILLE POUR BOULON A EYE M24 ROND ACIER INOX 22 X 60 AVEC RAINURE
	91OBR014	OOGBOUT A-M24 X 130X95K (DIN 444) EYE BOLT A-M24 X 130X95K (DIN 444) RINGSCHRAUBE A-M24 X 130X95K (DIN 444) BOULON A OEIL A-M24 X 130X95K (DIN 444)
	91STR001	STELSCHROEF, BIN ZESK + AFSCH, DIN 913, M8X10 VOOR OOGBOUT SETTING SCREW, BIN ZESK + AFSCH, DIN 913, M8X10 FOR EYE BOLT EINSTELLSCHRAUBE, BIN ZESK + AFSCH, DIN 913, M8X10 FÜR RINGSCHRAUBE VIS DE REGLAGE, BAC ZESK + AFSCH, DIN 913, M8X10 POUR BOULON A OEIL

	Article	Description
	A2L0003397	<p>SCHARNIER MORSBAK (VERVALLEN)</p> <p>HINGE BIN (EXPIRED)</p> <p>SCHARNIER BEHÄLTER (ABGELAUFEN)</p> <p>CASIER DE CHARNIÈRE (EXPIRÉ)</p>
	A2L0003401	<p>DEKSEL MORSBAK / LEKBAK ALUMINIUM (L1050xW800)</p> <p>LID BIN/DRIP TRAY ALUMINIUM (L1050xW800)</p> <p>DECKEL BEHÄLTER/TROPFSCHALE ALUMINIUM (L1050xW800)</p> <p>BAC À COUVERCLE/BAC D'ÉGOUTTAGE ALUMINIUM (L1050xW800)</p>
	A2L0004757	<p>DEKSEL MORSBAK / LEKBAK ALUMINIUM MET TIR GATEN (L1050xW800)</p> <p>LID MORSBAK/DRIP TRAY ALUMINIUM WITH TIR HOLES (L1050xW800)</p> <p>DECKEL MORSBAK/TROPFSCHALE ALUMINIUM MIT TIR-BOHRUNGEN (L1050xW800)</p> <p>COUVERCLE MORSBAK/ÉGOUTTOIR EN ALUMINIUM AVEC ORIFICES TIR (L1050xW800)</p>
	A2L0005046	<p>SUPPORT - 1 X DIA 160 MM</p> <p>BRACKET - 1 X DIAMETER 160 MM</p> <p>HALTERUNG - 1 X DURCHMESSER 160 MM</p> <p>SUPPORT - 1 X DIAMÈTRE 160 MM</p>
	A2L0005339	<p>AFDEKKAP MORSBAK / LEKBAK ALUMIUM</p> <p>LEAK TRAY COVER CAP</p> <p>TROPFSCHALEN-ABDECKKAPPE</p> <p>COUVERCLE POUR BAC DE SECURITE</p>
	A2L0005657	<p>AFDEKKAP MORSBAK / LEKBAK ALUMIUM</p> <p>LEAK TRAY COVER PLATE ALU</p> <p>TROPFSCHALEN-ABDECKPLATTE ALU</p> <p>PLAQUE COUVERCLE POUR BAC DE SECURITE ALU</p>
	A2L0005659	<p>SCHARNIER MORSBAKDEKSEL</p>

	Article	Description
	A2L0005846	SPILLBOX / MORSBAK SS ; L1050 X W800 SPILLBOX / CATCH-ALL SS ; L1050 X W800 ÜBERLAUFBOX/CATCH-ALL SS ; L1050 X W800 BAC DE SECURITE / CATCH-ALL SS; L1050 X W800
	A2L0005872	LEKBAK AFDEKPLAAT ALU LEAK TRAY COVER PLATE ALUMINIUM TROPFSCHALE ABDECKPLATTE ALUMINIUM PLAQUE COUVERCLE POUR BAC DE SECURITE ALUMINIUM
	A2L0005920	OPVANGSTEUN MORSBAKDEKSEL - ALU

	Article	Description
	73BMM009	MANOMETER (0...250 BAR, D63, G1/4" ONDER) MANOMETER (0...250 BAR, D63, G1/4" UNDER) MANOMETER (0...250 BAR, D63, G1/4" UNTERSEITE) MANOMÈTRE (0 ... 250 BAR, D63, G1 / 4 "BAS)
	73HBK004	STUURKRAAN VOOR OMKEERBARE AANDRIJVING STEERING VALVE FOR REVERSIBLE DRIVE LENKVENTIL FÜR UMKEHR ANTRIEB SOUPAPE DE DIRECTION POUR ENTRAÎNEMENT RÉVERSIBLE
	73KKR024	KOGELKRAAN MET HENDEL, NW20, G 3/4", P=400BAR BALL VALVE WITH HANDLE, NW20, G 3/4", P=400BAR KUGELVENTIL MIT GRIFF, NW20, G 3/4", P=400BAR VANNE À BOULE AVEC POIGNEE, NW20, G 3/4 ", P = 400BAR
	74IKD022	INSTEEKEENHEID DRM 15X1,5 M22X1,5 INSERTION UNIT DRM 15X1,5 M22X1,5 EINFÜHREINHEIT DRM 15X1,5 M22X1,5 UNITÉ D'INSERTION DRM 15X1,5 M22X1,5
	74KPD001	DROGE SCHROEFKOPPELING MANNELIJK 1"K EDBRO DRY SCREW COUPLING MALE 1"K EDBRO TROCKEN SCHRAUBKUPPLUNG MÄNNLICH 1"K EDBRO RACCORD A VIS SEC MALE 1 "K EDBRO
	74KPF012	SNELKOPPELING , SLUITKOPPELING SLANGDRM 13 STA VERZINKT QUICK COUPLING, CLOSURE COUPLING HOSE DRM 13 STA GALVANIZED SCHNELLKUPPLUNG, VERSCHLUSSKUPPLUNG HOSE DRM 13 STA GALVANISIERT RACCORD RAPIDE, RACCORD DE FERMETURE DRM 13 STA GALVANISÉ

	Article	Description
	97KLE053	PET LAG - DONKERBLAUW PET LAG - DARK BLUE PET LAG - DUNKELBLAU PET LAG - BLEU FONCÉ
	98BUR182	AKTETAS LAG - TYPE 149 ZWART BRIEFCASE LAG - TYPE 149 BLACK AKTENKOFFER LAG - TYP 149 SCHWARZ MALLETTTE LAG - TYPE 149 NOIR
	98BUR358	PARAPLU MET STORMBEVEILIGING EN LAG LOGO UMBRELLA WITH STORM PROTECTION AND LAG LOGO REGENSCHIRM MIT STURM SCHUTZ MIT LAG LOGO PARAPLUIE AVEC LA PROTECTION D'ORAGE ET LE LOGO LAG
	98BUR359	SCHAALMODEL TRUCK MET LAG TANKOPLEGGER (-LIMITED EDITION-) SCALE MODEL TRUCK WITH LAG TANK TRAILER (-LIMITED EDITION-) SCALE MODELL TRUCK MIT LAG TANK TRAILER (-LIMITED EDITION-) CAMION DE MODÈLE D'ÉCHELLE AVEC LA REMORQUE DE RÉSERVOIR DE DÉCALAGE (-ÉDITION LIMITÉE-)
	98BUR360	BODYWARMER BLAUW MET LAG-LOGO BODY WARMER BLUE WITH LAG LOGO KÖRPER WÄRMER BLAU MIT LAG LOGO BLEU DE CORPS PLUS CHAUD AVEC LE LAG LOGO
	98BUR361	CALCULATOR MET LAG-LOGO CALCULATOR WITH LAG LOGO TASCHENRECHNER MIT LAG LOGO CALCULATRICE AVEC LE LOGO LAG
	98BUR364	BUSINESS SET- VISTEKARTHOUDER / LUXE PEN / SLEUTELHANGER BUSINESS SET - BUSINESSCARD HOLDER/LUXURY PEN/KEYCHAIN BUSINESS SET-VISITENKARTENHALTER/DELUXE PEN/KEYCHAIN ENSEMBLE D'AFFAIRES-BUSINESSCARD HOLDER/STYLO DE LUXE/KEYCHAIN

Order by Phone 0032-(0)-89469133
Order by Fax 0032-(0)-89469130
Order by E-mail Spareparts@lagservice.eu

Company stamp / Details

Article	Quantity	Description	Remarks
1.			
2.			
3.			
4.			
5.			
6.			
7.			
8.			
9.			
10.			

Opmerkingen



Reliable, no matter where

All brands marks images and associated copyright and other intellectual property (including Part Numbers where relevant) are owned by LAG trailers, or the respective producers, owners, or distributors of other makes. No rights or licences are granted to any third party without the express prior written agreement of the owner. Any third party supplier/maker Part Numbers are displayed for comparative purposes only, and are not a statement of origin or manufacture of the product available. This catalogue replaces all previous versions. In kind of mistakes and to be sure for the latest information always ask LAG for the latest version of this catalog. Every effort is made to ensure accuracy but LAG is not liable for any errors or omissions. Inclusion of any product or service is not an offer capable of acceptance, and any orders must be placed and accepted by LAG or any selling dealer on their standard terms of sale. LAG standard terms of sale apply to any use of or enquiry relating to this catalogue/on line publication, and are available on www.lag.be or www.lagservice.eu or your local LAG Dealer. Images are for illustrative purposes only and products available or supplied may vary in finish or other detail without affecting functionality. Sales are subject to the warranty and limitations applying to the product and relevant manufacturer/supplier. All products are subject to availability and the prevailing price at time of binding order.



BELGIUM

LAG trailers N.V. - Bree

Kanaallaan 54 | 3960 Bree
spareparts@lagservice.eu
+32 (0) 89 46 91 33

The Netherlands

Burg Trailer Service - Pijnacker

Katwijkerlaan 75 | 2641PD Pijnacker
magazijn@burgtrailerservice.nl
+31 (0)15 361 5410

Poland

LAG Service Poland - Poznan

Rabowicka 9 | 62-020 Jasin
marcin.labanowicz@lagservice.eu
+48 61 65 15 930

Poland

LAG Service Poland - Katowice

ul. Z. Nałkowskiej 32 | 41-922 Radzionków
jaroslaw.rojek@lagservice.eu
+48 601 861 808